



# MONO COUNTY **BUDGET** FY 2022-2023



**CALIFORNIA'S GREAT BEYOND**

## **Table of Contents**

Transmittal Letter .....	1
Animal Services .....	11
Assessor .....	16
Behavioral Health.....	19
Clerk-Recorder .....	26
Community Development .....	32
County Administration .....	39
County Counsel .....	47
District Attorney.....	52
Economic Development .....	58
Emergency Medical Services.....	64
Finance.....	68
Information Technology .....	77
Probation .....	82
Public Health .....	90
Public Works .....	97
Sheriff-Coroner .....	112
Social Services .....	120

## **APPENDIX**

Appendix I. Allocation List.....	129
Appendix II. Budget Policy.....	134
Appendix III. Budget Glossary.....	145
Appendix IV. Strategic Plan Update... ..	150
Appendix V. General Fund Transfers.....	167
Appendix VI. Core Services.....	169



**COUNTY ADMINISTRATIVE OFFICER**  
**COUNTY OF MONO**  
 Robert C. Lawton  
 PO Box 696  
 Bridgeport, CA 93517-0696  
 (760) 932-5410  
[rlawton@mono.ca.gov](mailto:rlawton@mono.ca.gov)  
[www.mono.ca.gov](http://www.mono.ca.gov)

September 2, 2022

**BOARD OF SUPERVISORS**

**CHAIR**

Bob Gardner / District 3

**VICE CHAIR**

Rhonda Duggan / District 2

Stacy Corless / District 5

Jennifer Kreitz / District 1

John Peters / District 4

**COUNTY DEPARTMENTS**

**ASSESSOR**

Hon. Barry Beck

**DISTRICT ATTORNEY**

Hon. Tim Kendall

**SHERIFF / CORONER**

Hon. Ingrid Braun

**ANIMAL SERVICES**

Malinda Huggans

**BEHAVIORAL HEALTH**

Robin Roberts

**COMMUNITY DEVELOPMENT**

Wendy Sugimura

**COUNTY CLERK-RECORDER**

Scheereen Dedman

**COUNTY COUNSEL**

Stacey Simon, Esq.

**ECONOMIC DEVELOPMENT**

Jeff Simpson

**EMERGENCY MEDICAL SERVICES**

To be determined

**FINANCE**

Janet Dutcher  
 CPA, CGFM, MPA

**INFORMATION TECHNOLOGY**

Nate Greenberg

**PROBATION**

Karin Humiston

**PUBLIC HEALTH**

Bryan Wheeler

**PUBLIC WORKS**

Paul Roten

**SOCIAL SERVICES**

Kathy Peterson

The Honorable Mono County Board of Supervisors  
 PO Box 696  
 Bridgeport, CA 93517

Dear Supervisors:

In accordance with Section 29000, Government Code, referred to as the County Budget Act, the County Administrative Officer is pleased to present the Mono County FY2022–23 Recommended Budget. The Recommended Budget will be presented at the Mono County Board of Supervisors meeting on September 13<sup>th</sup> for adoption with a public hearing.

Department participation throughout this process was essential, and the Budget continues to be a collaborative effort between the CAO and all departments. I wish to express specific appreciation to Janet Dutcher for having taken responsibility for the County Budget in the absence of a fully staffed Administrative Office as well as her dedication to fiscal responsibility and sustainability. Megan M. Chapman has recently completed her transition from being a Finance department staff member to joining the administrative office as Mono County’s first County Budget Officer, and I thank her for embracing this new role.

Since restoring responsibility for Budget development and management to the CAO’s office following the adoption of the FY2021–22 Budget, the following changes have taken place:

1. Mid-Year budget review is forward-facing
2. Addition of 3<sup>rd</sup> Quarter Budget review/forecast
3. Resuming a regular annual CIP process in November
4. Strategic Plan adoption for Budget priorities

These changes will help departments engage throughout the Fiscal Year on budget performance to ensure a better county-wide understanding and correlation between revenues/expenditures and department services. Mono County will be able to better predict service outcomes within resource constraints. Additionally, quarterly reports will allow the County Board to understand spending patterns and receive rolling projections of end-of-year Fund Balance.

The Mono County Budget for FY2022–23 comprises \$140.1 million of expenditures in all funds, offset by \$126.7 million in revenues and \$13.4 million in applied fund balance. The General Fund makes up \$45.3 million of both revenues and expenditures, or 32.3% of all funds in the Mono County Budget.

The General Fund is anticipated to be structurally balanced for FY2022–23. There will be no use of carryover Fund Balance for expenditures in FY2022–23. Mono County will use current year revenues to pay for current year expenditures in the General Fund.

The main differences between the Mono County FY2021–22 Adopted Budget and the FY2022–23 CAO Recommended Budget are seen as increases in projected revenue and requested expenditures. The following sections give a closer look at the projected revenue and requested expenditures for the current Budget.

**Revenues**

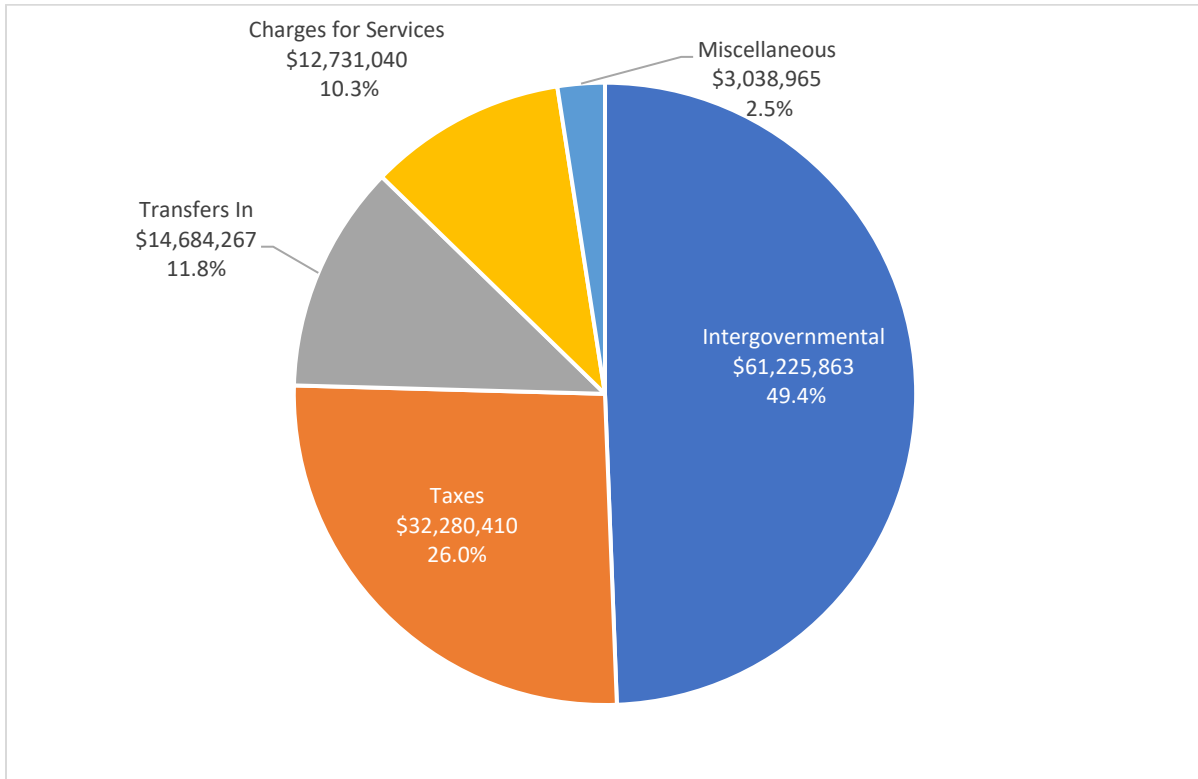
The FY2022–23 CAO Recommended Budget includes projected revenues of \$126.7 million in all funds. Projected Revenues increased from \$116.1 million in the FY2021–22 Adopted Budget to \$126.7 million for the FY2022–23 Budget, \$10.6 million or 8%. Property Tax and TOT increased from \$46.7 million to \$53.7 million, a \$6.9 million increase or 13% from FY2021–22. These new operating revenues could not be reasonably predicted during pandemic conditions, which characterized multiple economic constraints and closures to our county tourist economy. In addition to the increase in discretionary revenues, Mono County had a 6% increase in Intergovernmental funding from various State and Federal sources.

Changes in significant revenue categories are summarized in the table below:

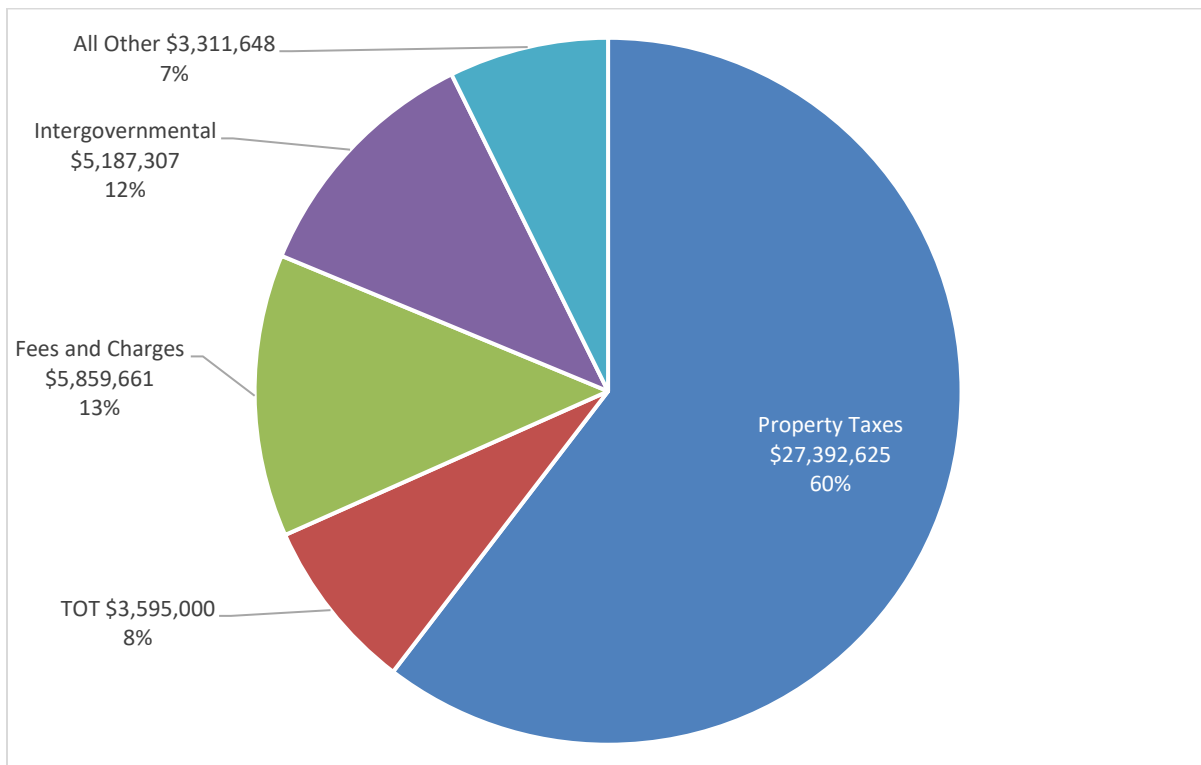
SIGNIFICANT REVENUE CATEGORY	BUDGETARY IMPACT
Current secured, unsecured, and unitary property tax revenues (excludes delinquencies and supplemental taxes)	The AB 8 valuation from the Assessor in late June 2022 showed a 9.65% increase over the prior year for secured taxes and 7.82% increase for unsecured taxes. The State Board of Equalization unitary roll showed 17.9% increase. The prior year budget reflected increased delinquency rates that did not occur as anticipated. As a result, delinquency rates were lowered proportionately for this next budget cycle. Altogether, this budget cycle includes an increase of property tax from \$20.4 million to \$23.2 million, an increase of \$2.8 million or 12%.
Transient occupancy taxes (excluding the amount allocated to tourism)	TOT is projected to increase from \$2,524,460 to \$2,967,000 at \$442,000 more than the FY 2021-22 Recommended Budget, reflecting a growth rate of nearly 15%. While fourth quarter revenues were about \$15,000 less than last year's record-breaking fourth quarter, actual TOT collections for the first three quarters of FY 2021-22 exceeded the prior year by more than \$384,000, or a 16% improvement over the pandemic's reduced visitation from FY 2020-21. This is certainly encouraging news for our local vendors and economy.
Sales & Use tax	Sales tax revenues are projected to increase by over \$53,000, or 8%. Sales taxes exclude point of sale transactions within the jurisdictional town limits. The budget team is unable to estimate additional revenues that might result from inflationary higher consumer prices, mainly due to the volatility in sales tax revenues and the need to conservatively project discretionary revenues.

SIGNIFICANT REVENUE CATEGORY	BUDGETARY IMPACT
<p>Proposition 172 public safety sales taxes dedicated to first responders, paramedics, district attorney, probation, and sheriff</p>	<p>This Budget includes the addition of \$341,000 more Prop 172 sales tax revenue, or growth of 18%. Projections for FY2021-22 were significantly impacted by uncertainty caused by COVID. Actual revenues for the year are estimated to exceed budget by over \$158,000, with additional growth in this revenue stream continuing into FY2022–23, especially considering the inflationary increases in consumer prices.</p>
<p>Excess ERAF</p>	<p>Previous County policy is to budget \$500,000 of this revenue to fund operations. The FY2022–23 Budget includes revenue of \$1,000,000 which is more in line with historical and projected revenues. Of this \$1 million in projected revenues, \$500,000 is budgeted as a contribution to Economic Stabilization Fund and constant with prior practice \$500,000 is budgeted for operations.</p>
<p>Charges for Services</p>	<p>Charges for Services are projected to increase by \$1,400,347, or 11%. Charges for Services is and aggregation of 47 different sub-objects. The main increases for this object are for Interfund Revenue of \$1,276,352 for services provided by Road, Motor Pool, Tech Refresh and Copier pool. Professional Service fees, charged to the public for county services, the next largest of the sub-objects, decreased.</p>
<p>Court fines and penalties, vehicle code fines</p>	<p>This revenue stream is lower than anticipated, or at least stagnated, because of penalty waivers brought about by AB 1869 and AB 143, legislation repealing various criminal administrative fees. Still, estimates for this budget cycle include \$7,000 more in vehicle fines and \$9,000 more in court fines and penalties, which includes \$11,541 for the state's backfill for the lost revenues.</p>

**FY2022–23 Governmental Funds Revenues by Source (\$126.7 million):**



**FY2022–23 General Fund Revenues by Source (\$45.3 million):**



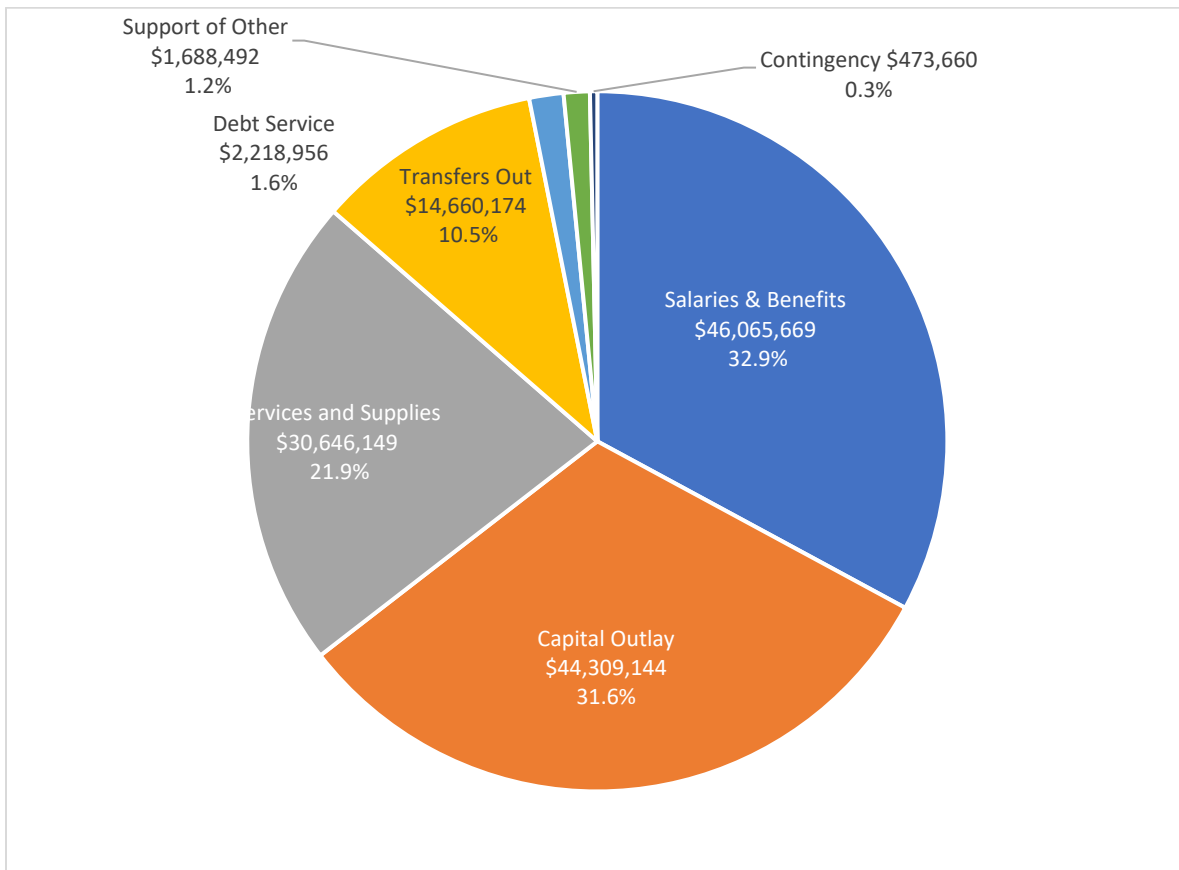
**Expenditures**

The FY2022–23 Recommended Budget is for \$140.1 million in expenditures. Total Expenditures increased from \$124.9 million in the FY2021–22 Adopted Budget to \$140.1 million for the CAO Recommended FY2022–23 Budget, this a \$15.2 million or 11% increase. The only changes that have taken place since the budget update on August 9<sup>th</sup> were adding additional revenues and expenditures for Public Health grant funded activities and an increase in resources for Sheriff’s office to account for positions that have been deemed “hard to fill” pursuant to Mono County Personnel Rule 2.68.090 (C). Of the \$140.1 million budgeted for 2022-23, the \$15.2 million increase is attributed to the following: build of new Jail increased \$4.5 million, Services & Supplies increased \$4 million, Salary and Wages increased by \$1.9 million, MHSA Integrity Housing Project at The Parcel is budgeted for \$1.6 million, Vehicle costs increased \$1.2 million, Benefits increased by \$546,473 and Debt Service by \$453,796.

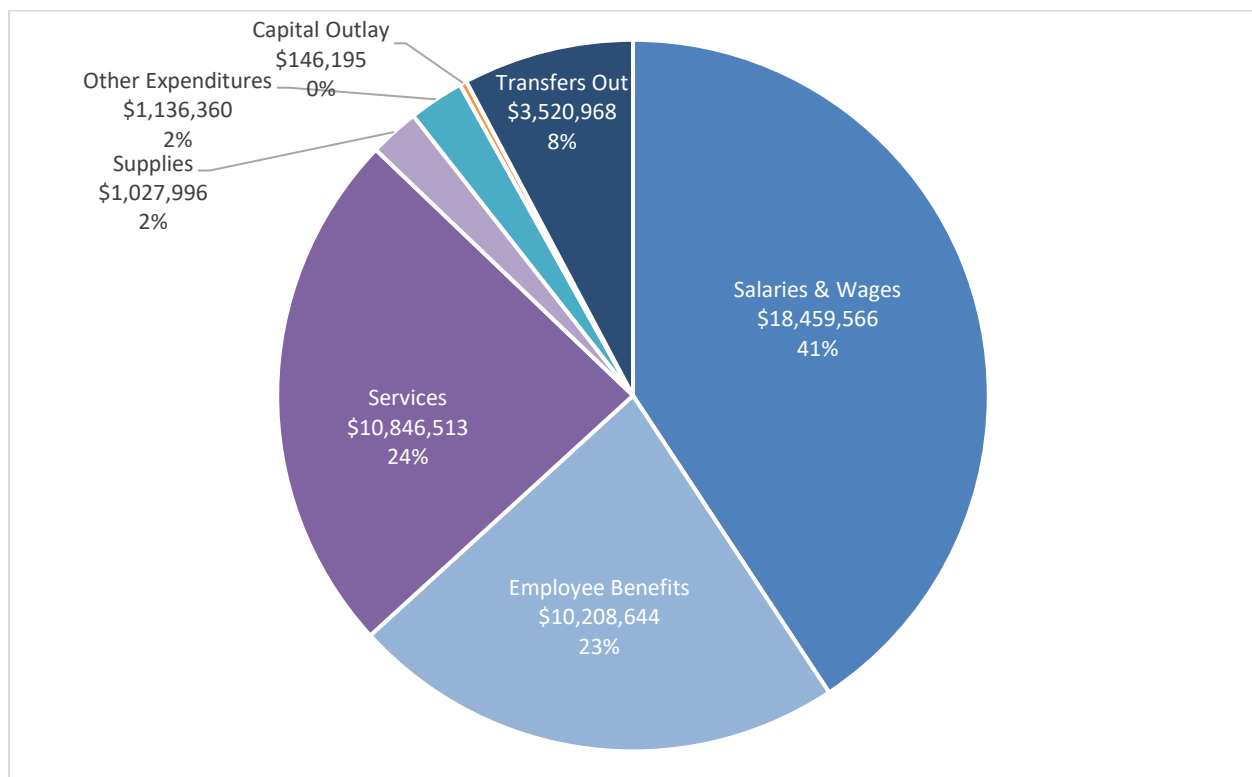
Changes in significant expenditure objects are summarized in the next table:

SIGNIFICANT EXPENDITURE OBJECTS	BUDGETARY IMPACTS
Salary	Total Salary expenditures increased by \$1,927,779 or 4%. This is due to salary increases due to contract increases and the following staffing changes: addition of a Sargent to the Sheriff’s office, converting 2 EMT’s to Paramedics, Restructure of staffing in Public Works and Behavioral Health
Benefits	Total Benefit expenditures increased by \$546,473 or 3% corresponding to salary increases above.
Services & Supplies	Total spending on Services and Supplies increased from \$26.7 million to \$30.6 million or 13%. Expenditures spent on services alone increased by \$1,736,332 or 13% of which the largest increase was seen in Service contracts (increase of \$596,478 or 11%) and Special Department Expense (increase of \$630,239). Additionally, Insurance expenditures increased by \$575,371 or 12%. Supplies increased by \$470,685 or 13%.
Vehicle	Total Vehicle costs increased by \$1,270,187 or 38%. Of this \$805,590 can be attributed to the projected rising costs of fuel the remaining \$464,597 for fleet services. This does not include CARB compliance needs which is seen in capital expenditures below.
Capital (non-recurring)	Capital expenditures increased by \$5.94 million or 13%. This is due in part by an increase in expense to build the jail as well as \$1.6 million budgeted for the MHSA Integrity Housing Project (The Parcel). Other large capital non-Recurring spending includes \$585,000 for CSA improvements; \$170,000 for a new fuel system; \$115,000 for technology replacements, and \$109,000 for a new Search and Rescue Patrol Boat. CARB compliance vehicles are budgeted here, but will come back to the board as part of a comprehensive plan with the CIP in November.
Debt Service	Debt Service increased by \$453,796 or 20% due of increased costs of construction of new jail.

**FY2022–23 Governmental Fund Expenses by Category (\$140.1 million):**



**FY2022–23 General Fund only Expenses by Category (\$45.3 million):**





### ***Changes to positions from FY2021–22 to FY2022–23***

The County Administrative Office has added a Director of Emergency Management, a newly created position. The position of County Budget Officer is a reallocation of an existing Accountant III position from Finance. The Budget Officer will fulfill needed roles for Mono County.

Public Works has combined the former Fleet Services and Road Operations. They fall under the supervision of a single Road Operations and Fleet Superintendent, directing a Fleet Maintenance Manager.

Social Services added a new Eligibility Specialist Trainee I/II to their team to help with the current caseload to be paid for with Medical and CalFresh Administrative funds. The former Social Services Program Manager was also reclassified as Child and Adult Services Manager.

The Sheriff's Office added a Sergeant to the allocation list in place of one of the three frozen Deputy Sheriff positions. This addition brings the total number of Sergeants to four and will allow overtime to be spread amongst four people instead of three. This is a needed addition to the Sheriff's Office as there always needs to be a Sergeant on duty, and the rotation and need took a toll on the team.

Public Health had several staffing changes from the FY 2021-22 Adopted Budget, reflecting a number of Limited Term positions supported by grant funding.

Community Development made adjustments to staff to accommodate the ongoing workload. A number of temp positions were removed to provide for staffing during a number of maternity/paternity needs. The FY 2022-23 budget includes the 15.2 FTE positions at various allocation percentages based on the ability to work and filling the principal planner with a retired annuitant. An additional planning analyst was requested to be added to the allocation list and was not funded at this time.

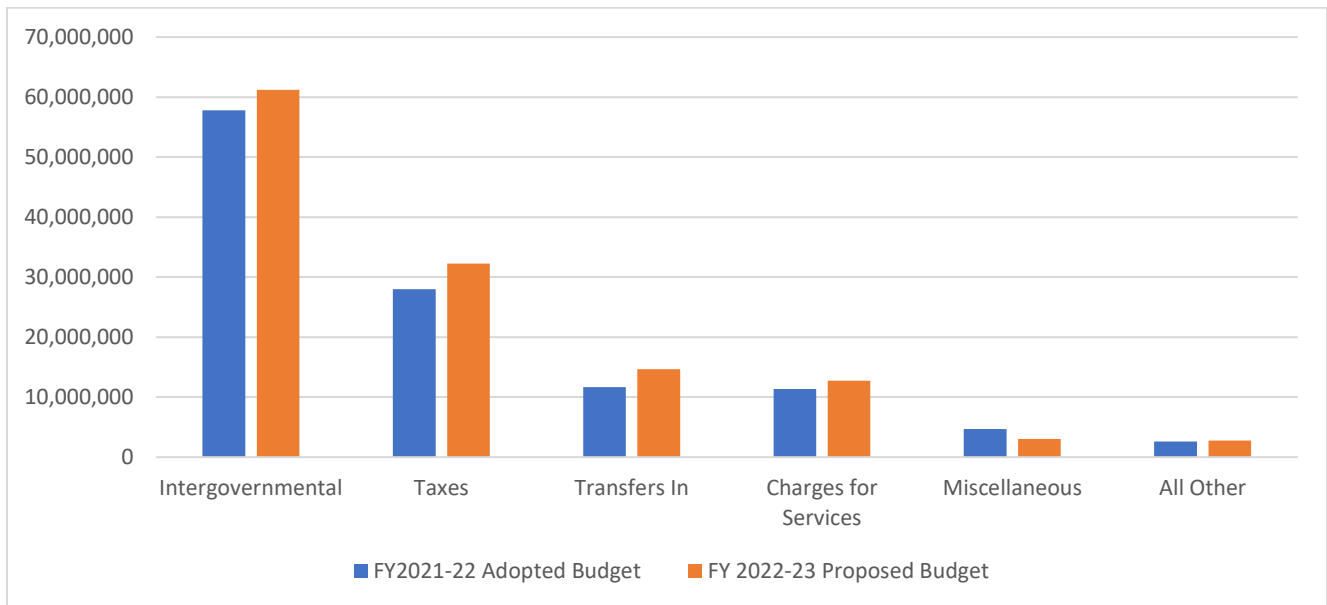
Behavioral Health had several changes to the allocation list from FY 2021-22. Two Psych Specialist I's were reclassified as Psych Specialist II's. Two Staff Services Analyst II were reclassified to Quality Assurance Coordinator III. An Accountant II was converted to Staff Services Manager. Additionally, a Substance Use Disorder Counselor III and a Quality Assurance Coordinator III were added to the allocation list.

### ***Summary of significant changes to the Budget from FY2021–22 to FY2022–23***

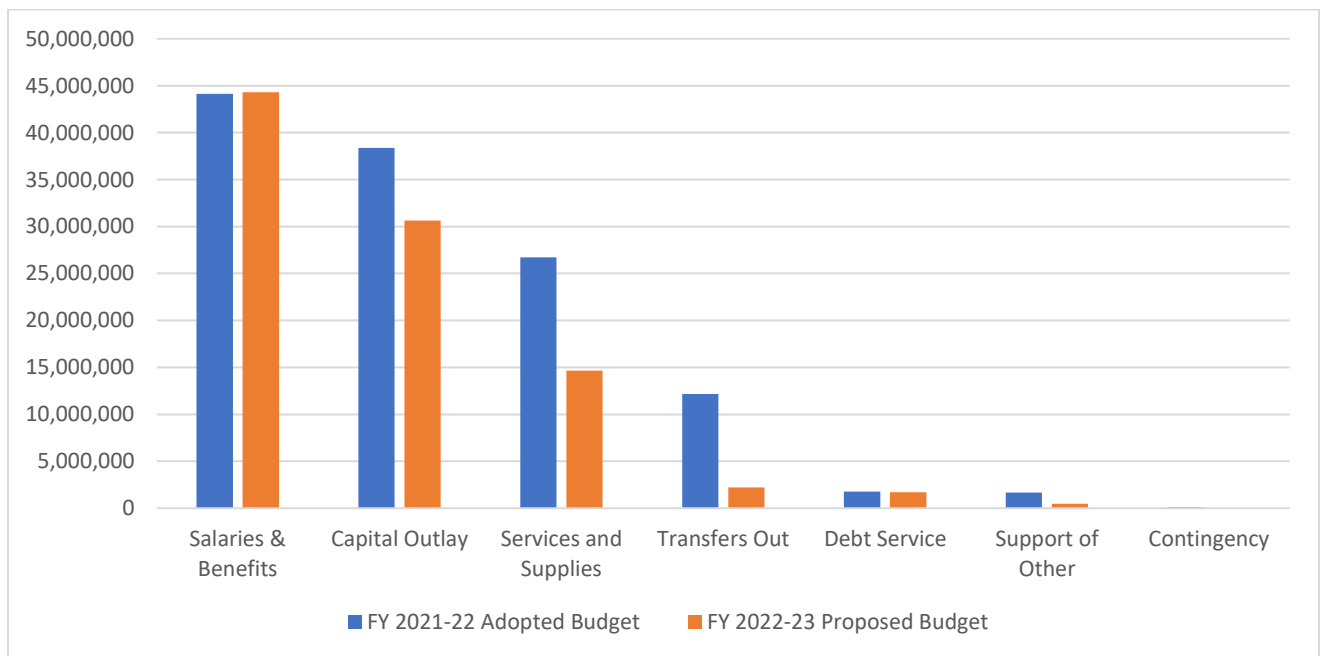
The Adopted FY2021–22 budget was composed of \$116.1 million in revenues and \$124.9 million in expenditures compared to \$126.7 million in revenues and \$140.1 million in expenditures for Recommended Budget for FY2022–23. The General Fund adopted FY2021–22 budget was for approximately \$40.3 million in revenues and \$41.5 million compared to the CAO Recommended Budget of FY2022–23 of \$45.3 million. The increase in the size of the General Fund budget is largely due to the increased assessed property tax roll, increase in TOT and Intergovernmental revenues. The General Fund as a percent of total budgeted expenditures decreased from 33.8% in FY 2021-22 to 32.3% in FY2022–23. This shows an increase in outside funding sources contributing to Mono County Services. The increase in the total budget from \$124.9 million to \$140.1 million or 11% in expenditures is due to increasing costs, largely due to inflation and the cost of goods.

The most significant changes to objects from FY2021–22 to FY2022–23 are as follows: The FY2022–23 budget reflects a decrease in expenditure to Employee Benefits object 22110 as Retiree Health is for now, fully funded. The Retiree Health liability was paid off in FY2021–22; due to the use of accumulating resources in the County 115 trust account. There needs to be caution here because of market volatility and potential investment losses, which could result in going back to funding OPED in the budget. An object code for funding the Pension Rate Stabilization Trust was added to General Fund Budget units and is seen as object code 22125 PRST Contribution and is funded at \$1.2 million. Object code 32950 for expenditures of Rents and Leases decreased 91% due to moving the budget for the new Civic Center from Rents, and Leases object 32950 to a new account 60110 Civic Center. Additionally, a move from the use of account 17500 Loan Repayments to Transfer In account 18100 is now used for all Debt Service in Fund 198.

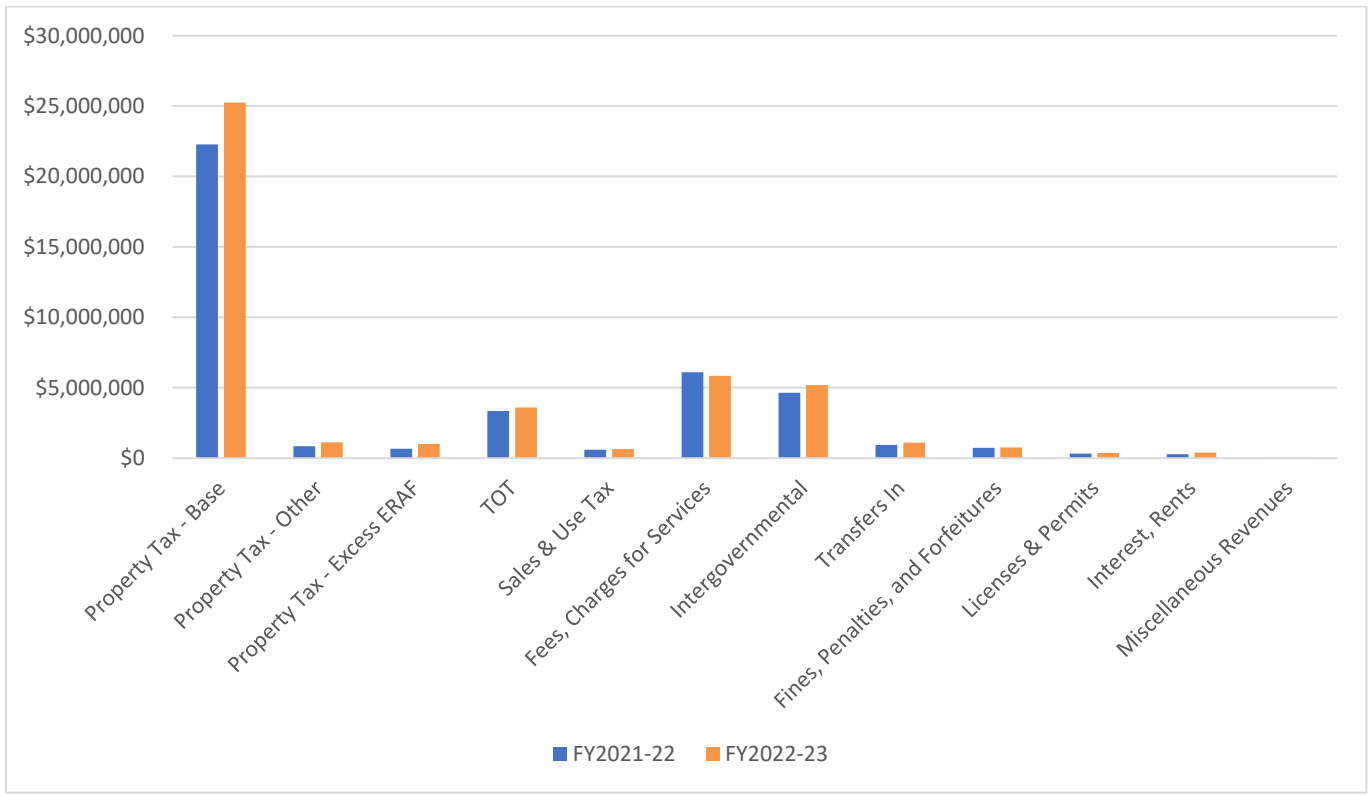
**All Governmental Funds Change in Revenues from FY2021–22 Budget to FY2022–23 Budget:**



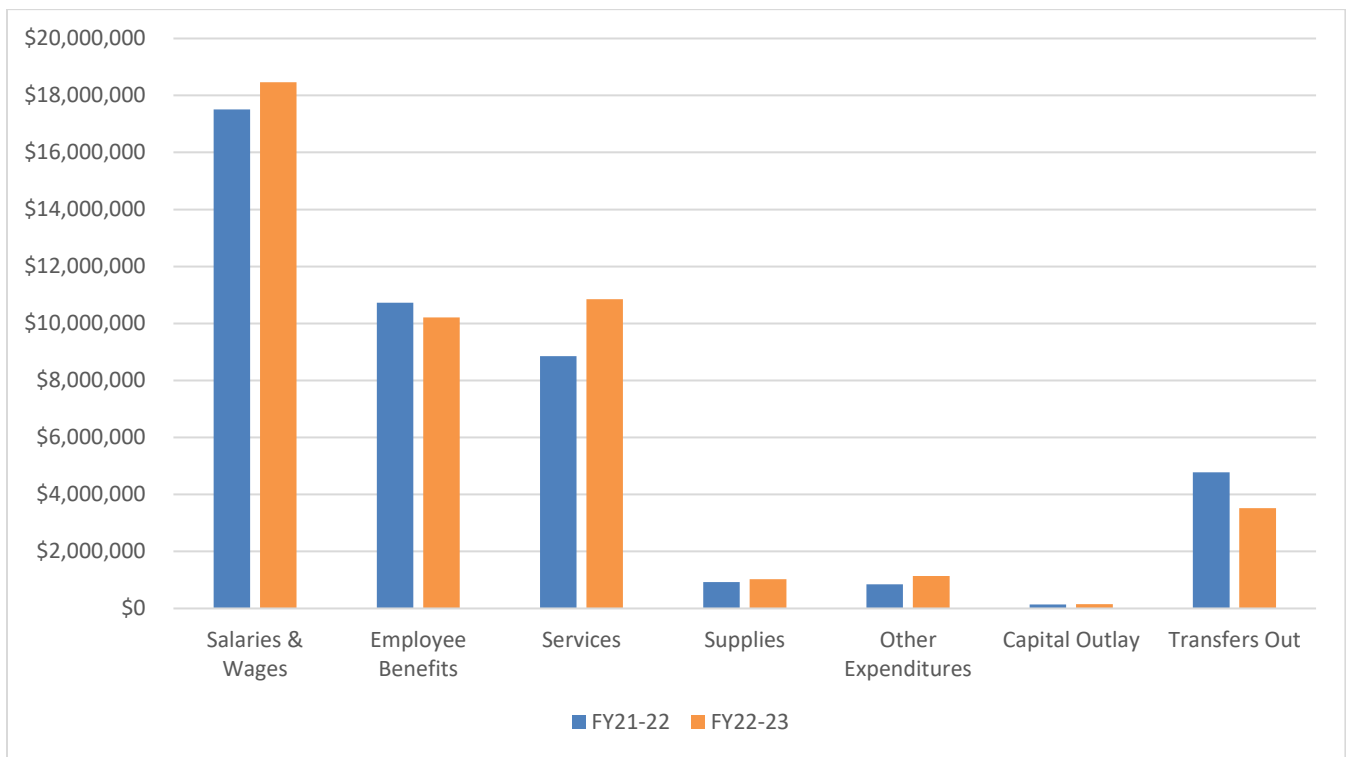
**All Governmental Funds Change of Expenses from FY2021–22 Budget to FY2022–23 Budget:**



**General Fund Change in Revenues from FY2021–22 Budget to FY2022–23 Budget:**



**General Fund Change in Expenses from FY2021–22 Budget to FY2022–23 Budget:**



### ***Items to be addressed in future Budgets***

The last Capital Improvement Plan (CIP) was done in 2018 and has not been revisited or updated. The new Budget process will include an annual revisit of the CIP in November for the Fiscal Year beginning the following July. This will allow Mono County to update capital needs regularly so that Countywide projects are continually updated and reviewed for better operations and identified funding needs.

Solid Waste will have operational changes when the Benton Landfill closes starting January 2023. With various environmental challenges, we expect the coming years to be more expensive for rate payers than in the past. Funding loss to the County may be compounded when some of these customers find alternative methods to manage their solid waste. At this time, Solid Waste has done their best to accommodate what we think will be the needs through June 30, 2023.

Motor Pool has ongoing heavy equipment needs for California Air Resources Board (CARB) and fleet replacement. An analysis is needed at this time and will be brought back as part of the CIP in November. Operation of the Motor Pool will be reviewed by Public Works, Finance, and the CAO's office to ensure fees are adequate for overhead, maintenance, and future replacement costs. More than half of the heavy equipment in the fleet has either outlived its useful life or must be replaced to meet (CARB) diesel regulations. The passenger and emergency vehicle fleet has a similar challenge. Some vehicles have exceeded their useful mileage, while others have exceeded their useful age. A vehicle replacement strategy will be brought back to your Board after complete evaluation to present a sustainable program.

Furthermore, there is uncertainty in costs associated with items such as: the Jail project, aging capital facilities, consumer inflation, the impact on pension cost of PERS 6.1% loss, an aging workforce, and potential payouts for accrued vacation and sick leave. All of these will be addressed comprehensively in future budgets.

### ***Reserve and General Fund Carryover Balance***

With leadership from the Board and Department Heads, Mono County has made significant progress toward reducing the all-time high use of fund balance in 2019 of approximately \$6.2 million. The FY2021–22 Budget utilized \$1.2 million of projected carryover from FY2020–21 to balance budgeted expenditures.

The FY 2022-23 Budget funds current year expenditures solely with current year revenues, without resort to prior year fund balance. The County is not dependent on carryover balance for FY2022–23 budgeting and, instead, can regard it as a strategic asset. There will be a surplus of carryover balance from FY2021–22. When the carryover balance is confirmed after the accrual period closes on September 30<sup>th</sup>, a recommended use of fund balance will be brought back to your Board for adoption.

Current Reserve and Economic Stabilization balance is \$8.2 million. With the additional \$500,000 from the FY2022–23 Recommended Budget the combined Reserve and Economic Stabilization balance will be brought up to \$8.7 million. Mono County Budget Policy recommends a combined reserve balance of 25% of average annual general fund spending. Average annual general fund spending for the last five years has been \$39.7 million, this makes our target reserve based on current policy is \$9.9 million. With the adoption of the FY 2021-22 Recommended Budget Mono County will be \$1.2 million away from target reserves and hope to meet the 25% target with a recommendation of use from the FY2021–22 Fund Balance.

### ***Concluding Comments***

The County Administrator's Office is proud of the evolution to the budget process and looks forward to further improvements in the coming year. Departmental budget awareness is essential for accountability and delivering needed community services. Staff will continue refining the budget, and the budget process, while making progress on Strategic Plan Objectives to ensure that services are provided and delivered in as effective, efficient, and accountable a manner as possible.

To learn more about the budget, please visit our website at <https://www.monocounty.ca.gov/budget>.

If you have any questions, please contact Mono County Budget Officer Megan Chapman at [mchapman@mono.ca.gov](mailto:mchapman@mono.ca.gov).

Sincerely,



Robert C. Lawton  
County Administrative Officer

# ANIMAL SERVICES

**Malinda Huggans**  
**Animal Services Director**

The Department’s mission is to provide exceptional service in public safety for residents and visitors, to protect animals through sheltering, education, and adoption while promoting their humane treatment.

BUDGET AT A GLANCE	
Total Expenditures	\$ (641,685)
Total Grant/Earned/ Govt Revenues	\$ 29,000
Total Use of Fund Balance	\$ 2,000
<hr/>	
Total General Fund Contribution	\$ (610,685)
Total FTE	6
% funded by General Fund	95.17%

## DEPARTMENT SERVICES OVERVIEW

**Animal Services (Office of the Animal Services).** Mono County’s department of Animal Services operates two shelters. These shelters are in two separate areas of the County, one on Benton Crossing Road (Whitmore Shelter) and the other on Jack Sawyer Road in Bridgeport (Bridgeport Shelter). Animal Services employs two full-time Animal Control Officers to provide services to the unincorporated areas of Mono County. Animal Services field officers respond to animal complaints, animals abandoned and/or at large, State and County ordinance violations, dog bite investigations and quarantines, animal neglect and/or cruelty, and promotes responsible pet ownership through education and support. The department’s shelters operate a pet adoption program, and low-cost pet boarding and emergency boarding. The department offers Mono County community members low-cost spay/neuter vouchers, annual vaccination clinics, as well as dog licensing. The department of Animal Services hosts a self-serve pet food pantry, provided by a generous donation of weatherproof boxes from For 4 Paws in Mammoth. These boxes are situated at each of the shelters and are monitored by the shelter attendants. The contents are provided through the Docupet Safe & Happy Fund which is given to For 4 Paws in Mammoth to supply the pet food pantries.

For more information, call (760) 932-5630, or visit <https://monocounty.ca.gov/animal>

## REQUESTED BUDGET CHANGES FOR FY2022-23

- Use \$2,000 of the Animal Spay/Neuter Trust Fund (726-00-000-00100) to fund the Low-Cost Spay/Neuter program
- Tech Expenses Budget: Request to switch 2 desktops for 3 laptops. This will give the 2 Officers laptops and the Director will use a laptop going forward, which can also be used at vaccination clinics

Budget change for Special Department Expense (100-27-205-33120) line item:

- Microchips – Cost \$1,533.68 As of January 1, 2022, all California shelters are required to microchip adoptable animals and all stray animals prior to release, owners and adopters. (Food & Agriculture Code 31108.3 and 31752.1) The estimated cost is \$1,533.68 for a quantity of 200 microchips per year. This cost can be recovered partially through owner reclaim revenues, pending the establishment of a fee for owner reclaim (with a new microchip). It would be worth it to also consider an increase in adoption rates to recover the costs of microchips. Requesting to add \$1,533.68 to the Special Department Expenses line item
- Animal Carcass Removal- Cost \$1,000 This year the Benton Landfill will be closing. Animal Services will need to find alternative options for animal carcass removal. Animal Services will need to travel outside the County to dispose of animal carcasses. With travel expenses and higher rates at another landfill,

Animal Services is anticipating a cost of \$1,000 per year to accomplish this task. Requesting \$1,000 to be added to the Special Department Expenses line item

Onetime purchase requests:

- Microchip Scanners for Field Services – Cost \$750: This is a one-time purchase of two microchip scanners (one per Officer), or until a replacement is required. These scanners will increase an Officer’s ability to return an animal to the owner from the field. Currently, Officers are required to take the animal to the shelter if the animal is not wearing an identification tag, the shelters are the only place to scan for a microchip. The cost for two scanners is \$750
- Pre-Exposure Rabies Vaccinations for two staff members – Cost \$2,436: Two shelter attendants need the pre-exposure rabies vaccination, which is estimated to cost \$2,436
- Protective Vests for Field Officers – Cost \$1,000: To provide Officers with protective gear, as they enter the private residence with the duty to enforce State laws and County ordinances, Animal Services Field Officers will wear ballistic vests as part of their uniform. These vests have the appearance of a uniform shirt, with buttons and pockets, to minimize the appearance of being tactical gear. The color of the overall uniform will be changed from all navy blue to a navy-blue top and brown (coyote brown) pants, this is to break the color coordination, and soften the look. The vests will be simple, with nothing attached except the name patch and badge on each side of the chest, and “Animal Services” will be read across the back, and a ball cap will read “Animal Services” as well
- Budget change request for Professional and Special Services line item (100-27-205-32500). Request to return this line-item budget to \$10,000. This will allow our department to provide needed care to the animals in our custody, this will also allow us to manage the feral cat population by providing sterilization surgeries as an alternative to euthanasia

---

## ACCOMPLISHMENTS AND OBJECTIVES

### FY2021-22 Accomplishments

- We have launched the low cost spay/neuter program, allowing 17 cats and 2 dogs to receive a sterilization surgery so far. The application can be filled out online on our website
- We are launching a new program where we work collaboratively with a local organization, For 4 Paws, to provide supportive services to pet owners. The purpose of this program is to reduce the number of surrendered pets and to prevent neglect. The shelters are hosting a self-serve pet food pantry, with a weatherproof box stocked with necessities for pets, located in front of each shelter
- After 2 years of working with a horse owner to encourage them to provide basic care for her neglected horse, Animal Services was able to seize this horse to provide care, which then resulted in the owner surrendering him. Animal Services was able to quickly place this horse in a rescue where he will now receive the care he desperately needed
- Animal Services adjusted the social media strategy. In the past, all staff members were encouraged to provide content. This strategy has proven to not be ideal, the content was not consistent due to the variety of personalities, photography skills, and communication skills, and quality control was challenging. We now have one staff member, Officer Amber Stoerp, dedicated to providing quality content to engage with the community, educate pet owners, and promote programs and adoptable animals. We feel that Amber has done a wonderful job with improving our social media atmosphere

### FY2022-24 Strategic Plan Objectives

- Explore program to enhance life of children and aging population with pets
- Develop a more structured foster and volunteer program and bring in more fosters and volunteers to engage the community and ensure emotionally healthy animals by providing more time outside the kennels

- Develop a humane education program for elementary schools covering two topics, empathy for animals and dog bite prevention. Officer Jack Montgomery will visit classrooms to promote empathy for animals using the curriculum provided by the Red Rover Readers program

#### **FY2022-23 Objectives**

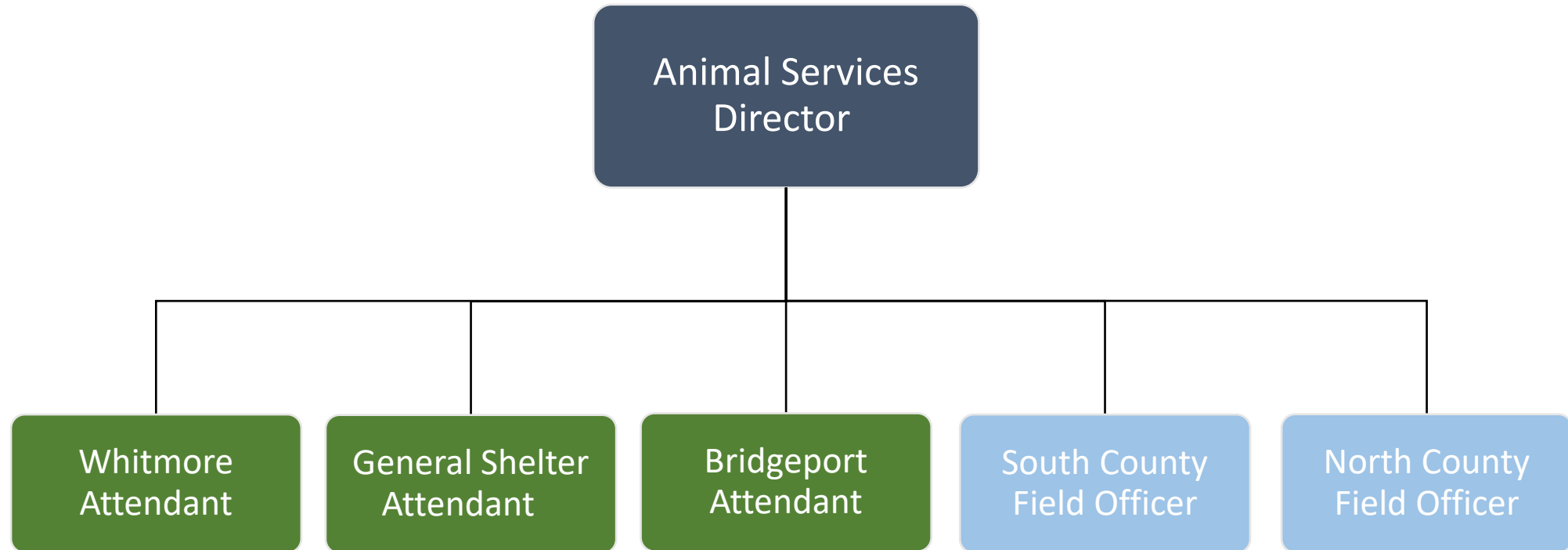
- Explore strategies to reduce adoptable animals' length of stay by placing them in their new homes faster. Examples of strategies include, but are not limited to, social media exposure, utilizing volunteers to help promote our animals by taking them out and spending time with them, and providing basic training to enhance adaptability
- Reduce the number of animals being placed in the adoption program through pet owner support efforts and reuniting lost pets with owners
- Animal Services will implement strategies to place animals, already in adoption programs throughout California, into homes by utilizing the PetPoint transfer network module. This program allows shelters to view animals in other shelters, and request transfers. Our shelters will work with the community seeking specific sizes or breeds by taking in and discussing requests, we can then look at pictures and information about the dog to find the best match. When we have found that match, we can then work with transport volunteers, sometimes the other shelter is able to provide transport, to bring the animals to our shelters for immediate placement in their new home
- Develop a department emergency action plan, a handbook, and a training schedule for emergency workers, and recruit volunteers
- Develop a livestock care plan to better serve the livestock of the community. This livestock care plan would include better response time, and to provide more efficiency with emergency evacuations. In the event of emergency, Inyo Animal Services has offered their only horse trailer as an option for our department, but this is will not work for all circumstances





# Animal Services

## Departmental Organizational Chart



## Animal Services

### AN 100-27-205 (Animal Services)

Account Line Item	Account Name	FY2020-21		FY2021-22	FY2021-22	FY2022-23	FY2022-23
		Adopted Budget	FY2020-21 Actual	Adopted Budget	08/18/22 Actual	Requested Budget	Recommended Budget
100-27-205-12010	Animal Licenses Fees	\$17,000	\$9,769	\$17,000	\$14,377	\$15,000	\$15,000
100-27-205-16170	Humane Services	\$6,000	\$7,457	\$6,000	\$9,084	\$10,000	\$10,000
100-27-205-16900	Misc Charges For Services	\$0	\$0	\$2,817	\$2,817	\$3,000	\$3,000
100-27-205-17050	Donations & Contributions	\$0	\$2,045	\$0	\$3,583	\$1,000	\$1,000
100-27-205-17152	Special Animal Welfare	\$0	\$0	\$0	\$0	\$0	\$0
100-27-205-18100	Operating Transfers In	\$0	\$0	\$0	\$0	\$0	\$0
<b>Revenues Total</b>		<b>\$23,000</b>	<b>\$19,271</b>	<b>\$25,817</b>	<b>\$29,861</b>	<b>\$29,000</b>	<b>\$29,000</b>
100-27-205-21100	Salary And Wages	(\$198,822)	(\$186,679)	(\$243,560)	(\$254,205)	(\$287,864)	(\$287,864)
100-27-205-21120	Overtime	(\$4,400)	(\$1,213)	(\$3,500)	(\$7,140)	(\$10,975)	(\$10,975)
100-27-205-22100	Employee Benefits	(\$24,645)	(\$21,882)	(\$31,711)	(\$28,260)	(\$10,628)	(\$10,628)
100-27-205-22110	Employee Benefits - Health (Medical-Dental-Vision)	(\$77,629)	(\$56,776)	(\$80,400)	(\$55,488)	(\$91,656)	(\$91,656)
100-27-205-22120	Employee Benefits - PERS (ER Portion)	(\$56,660)	(\$54,600)	(\$70,593)	(\$66,859)	(\$83,347)	(\$83,347)
100-27-205-22125	PRST Contribution	\$0	\$0	\$0	\$0	(\$21,185)	(\$21,185)
100-27-205-30120	Uniform Allowance	(\$1,600)	(\$4,000)	(\$2,400)	(\$800)	(\$2,000)	(\$2,000)
100-27-205-30280	Telephone/Communications	(\$4,045)	(\$3,802)	(\$1,800)	(\$4,228)	(\$4,980)	(\$4,980)
100-27-205-30500	Workers' Comp Ins Expense	(\$7,554)	(\$7,554)	(\$8,468)	(\$8,468)	(\$7,649)	(\$7,649)
100-27-205-30510	Liability Insurance Expense	(\$4,700)	(\$4,700)	(\$3,951)	(\$3,951)	(\$4,307)	(\$4,307)
100-27-205-31700	Membership Fees	(\$200)	(\$375)	(\$150)	(\$375)	(\$150)	(\$150)
100-27-205-32000	Office Expense	(\$2,500)	(\$3,668)	(\$3,000)	(\$3,684)	(\$3,000)	(\$3,000)
100-27-205-32010	TECHNOLOGY EXPENSES	(\$5,623)	(\$5,623)	(\$6,350)	(\$6,350)	(\$21,314)	(\$21,314)
100-27-205-32030	Copier Pool	\$0	\$0	\$0	\$0	(\$1,431)	(\$1,431)
100-27-205-32500	Professional & Specialized Ser	(\$6,000)	(\$7,447)	(\$6,000)	(\$11,665)	(\$10,000)	(\$10,000)
100-27-205-33120	Special Department Expense	(\$10,000)	(\$8,968)	(\$8,000)	(\$11,759)	(\$13,000)	(\$13,000)
100-27-205-33350	Travel & Training Expense	(\$2,000)	(\$4,709)	(\$3,500)	(\$3,228)	(\$3,000)	(\$3,000)
100-27-205-33351	Vehicle Fuel Costs	(\$13,860)	(\$11,006)	(\$7,800)	(\$18,799)	(\$15,000)	(\$15,000)
100-27-205-33360	Motor Pool Expense	(\$36,270)	(\$26,686)	(\$17,491)	(\$31,182)	(\$33,199)	(\$33,199)
100-27-205-33600	Utilities	(\$10,000)	(\$10,578)	(\$1,100)	(\$14,533)	(\$15,000)	(\$15,000)
<b>Expenses Total</b>		<b>(\$466,508)</b>	<b>(\$420,267)</b>	<b>(\$499,774)</b>	<b>(\$530,975)</b>	<b>(\$639,685)</b>	<b>(\$639,685)</b>
<b>NET</b>		<b>(\$443,508)</b>	<b>(\$400,996)</b>	<b>(\$473,957)</b>	<b>(\$501,113)</b>	<b>(\$610,685)</b>	<b>(\$610,685)</b>

### AN 726-27-000 (Spay Neuter)

Account Line Item	Account Name	FY2020-21		FY2021-22	FY2021-22	FY2022-23	FY2022-23
		Adopted Budget	FY2020-21 Actual	Adopted Budget	08/18/22 Actual	Requested Budget	Recommended Budget
726-27-000-17010	Miscellaneous Revenue	\$0	\$0	\$0	\$1,170	\$0	\$0
<b>Revenues Total</b>		<b>\$0</b>	<b>\$0</b>	<b>\$0</b>	<b>\$1,170</b>	<b>\$0</b>	<b>\$0</b>
725-27-000-20010	Expenditures	\$0	\$0	\$0	\$0	\$0	\$0
726-27-000-20010	Expenditures	\$0	\$0	\$0	(\$2,817)	(\$2,000)	(\$2,000)
<b>Expenses Total</b>		<b>\$0</b>	<b>\$0</b>	<b>\$0</b>	<b>(\$2,817)</b>	<b>(\$2,000)</b>	<b>(\$2,000)</b>
<b>Use of Fund Balance</b>		<b>\$0</b>	<b>\$0</b>	<b>\$0</b>	<b>(\$1,647)</b>	<b>(\$2,000)</b>	<b>(\$2,000)</b>

# ASSESSOR

**Barry Beck**  
**County Assessor**

The Department’s mission is to provide a complete, accurate, and equitable local assessment roll in a timely and professional manner as provided by the California Constitution.

<b>BUDGET AT A GLANCE</b>	
Total Expenditures	(\$1,334,973)
Total Grant/Earned/ Govt Revenues	\$430,350
Total Use of Fund Balance	\$0
<hr/>	
Total General Fund Contribution	(\$904,623)
Total FTE	9
% funded by General Fund	68%

## DEPARTMENT SERVICES OVERVIEW

**Assessor.** The county assessor must annually assess all taxable property in the county, except for state-assessed property, to the person owning, claiming, possessing, or controlling the property on January 1. The duties of the county assessor are to discover all assessable property, to inventory and list all taxable property, to develop and maintain a set of current maps delineating property ownership, to value the property, and to enroll the property on the local assessment roll for the support of local government.

For more information, call (760) 932-5510, or visit <https://monocounty.ca.gov>

## REQUESTED BUDGET CHANGES FOR FY2022-23

- As a The Assessor’s Office is preparing for assessment appeal discussions with Ormat Technologies and possible assessment appeal hearings this fall. Legal services, contract services
- Value notices will be mailed to all owners of taxable parcels in Mono County
- Software to allow more flexibility in data collection for fieldwork

## ACCOMPLISHMENTS AND OBJECTIVES

### FY2021-22 Accomplishments

- Completed the assessment roll on time and complete
- Assessment roll was the highest in Mono County history
- Resolved pending appeals
- Assisted the Clerk-Recorder in the collection of Documentary Transfer Tax
- Complete the assessment roll on time and complete
- Eliminate new construction backlog
- Integrate data collection software into fieldwork
- Deliver value notices to all owners of taxable parcels in Mono County

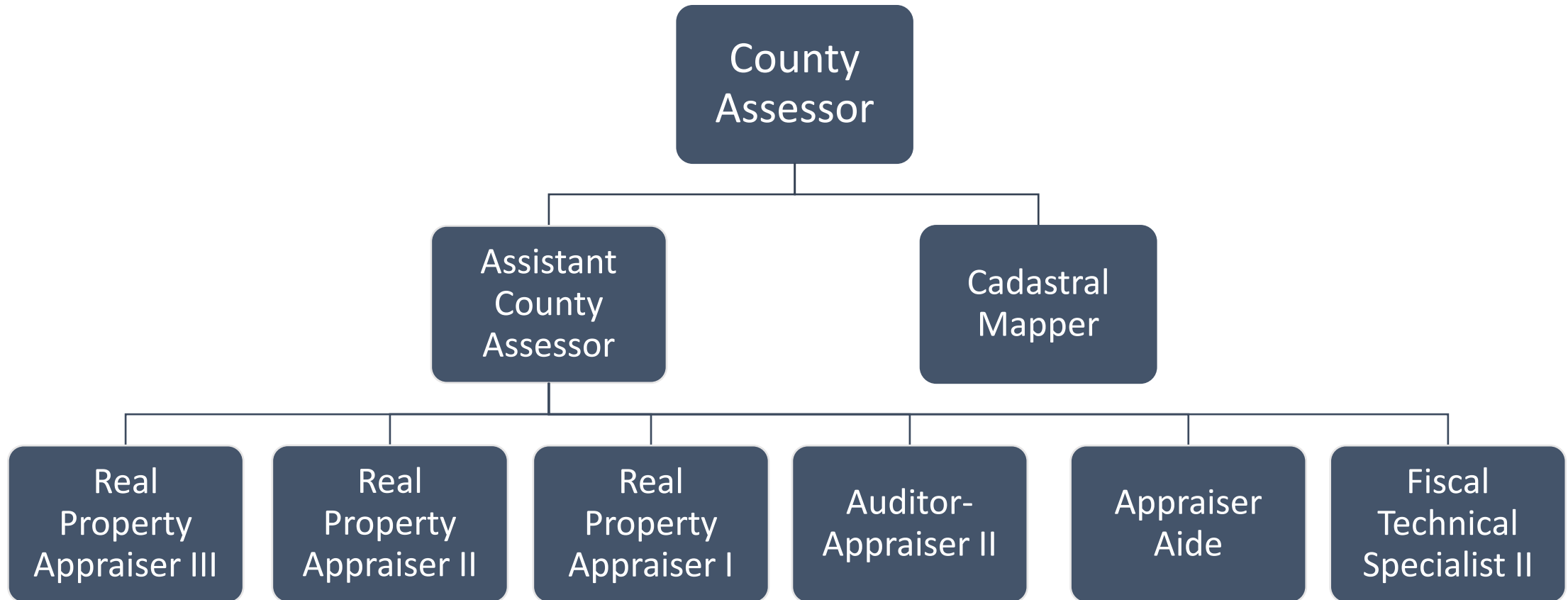
### FY2022-23 Objectives

- Completed the assessment roll on time and complete
- Assessment roll was the highest in Mono County history
- Resolved pending appeals
- Assisted the Clerk-Recorder in the collection of Documentary Transfer Tax
- Complete the assessment roll on time and complete
- Eliminate new construction backlog
- Integrate data collection software into fieldwork
- Deliver value notices to all owners of taxable parcels in Mono County



# Assessor

## Departmental Organizational Chart



## Assessor

AS 100-12-100 (Assessor)

<i>Account Line Item</i>	<i>Account Name</i>	<i>FY2020-21</i>		<i>FY2021-22</i>		<i>FY2021-22</i>	<i>FY2022-23</i>	<i>FY2022-23</i>
		<i>Adopted Budget</i>	<i>FY2020-21 Actual</i>	<i>Adopted Budget</i>	<i>08/18/22 Actual</i>	<i>Requested Budget</i>	<i>Recommended Budget</i>	
100-12-100-16010	Prop Tax Admin & Collection Fe	\$407,885	\$398,067	\$407,885	\$347,767	\$427,350	\$427,350	
100-12-100-16450	Map Fees	\$0	\$0	\$0	\$0	\$0	\$0	
100-12-100-16451	Application Fees	\$0	\$0	\$0	\$0	\$0	\$0	
100-12-100-16900	Misc Charges For Services	\$0	\$0	\$0	\$0	\$0	\$0	
100-12-100-17010	Miscellaneous Revenue	\$3,000	\$3,743	\$3,000	\$3,881	\$3,000	\$3,000	
100-12-100-18100	Operating Transfers In	\$0	\$0	\$0	\$0	\$0	\$0	
	<b>Revenues Total</b>	<b>\$410,885</b>	<b>\$401,810</b>	<b>\$410,885</b>	<b>\$351,648</b>	<b>\$430,350</b>	<b>\$430,350</b>	
100-12-100-21100	Salary And Wages	(\$657,503)	(\$529,935)	(\$700,200)	(\$532,485)	(\$690,435)	(\$690,435)	
100-12-100-22100	Employee Benefits	(\$81,302)	(\$76,482)	(\$86,471)	(\$65,567)	(\$29,791)	(\$29,791)	
100-12-100-22110	Employee Benefits - Health (Medical-Dental-Vision)	(\$115,450)	(\$92,295)	(\$132,627)	(\$88,154)	(\$127,514)	(\$127,514)	
100-12-100-22120	Employee Benefits - PERS (ER Portion)	(\$187,375)	(\$173,169)	(\$202,524)	(\$187,012)	(\$199,905)	(\$199,905)	
100-12-100-22125	PRST Contribution	\$0	\$0	\$0	\$0	(\$50,680)	(\$50,680)	
100-12-100-30120	Uniform Allowance	\$0	\$0	\$0	\$0	\$0	\$0	
100-12-100-30280	Telephone/Communications	\$0	\$0	(\$500)	(\$635)	(\$270)	(\$270)	
100-12-100-30500	Workers' Comp Ins Expense	(\$11,231)	(\$11,231)	(\$12,314)	(\$12,314)	(\$11,778)	(\$11,778)	
100-12-100-30510	Liability Insurance Expense	(\$7,243)	(\$7,243)	(\$6,989)	(\$6,989)	(\$6,905)	(\$6,905)	
100-12-100-31200	Equip Maintenance & Repair	\$0	\$0	\$0	\$0	\$0	\$0	
100-12-100-31700	Membership Fees	(\$2,350)	(\$1,969)	(\$2,500)	(\$3,110)	(\$2,500)	(\$2,500)	
100-12-100-32000	Office Expense	(\$19,794)	(\$14,937)	(\$15,360)	(\$14,460)	(\$15,000)	(\$15,000)	
100-12-100-32010	TECHNOLOGY EXPENSES	(\$12,616)	(\$12,616)	(\$15,166)	(\$15,166)	(\$17,427)	(\$17,427)	
100-12-100-32020	Technology Expense-Software Licenses	(\$49,559)	(\$49,170)	(\$50,790)	(\$49,564)	(\$52,000)	(\$52,000)	
100-12-100-32030	Copier Pool	\$0	\$0	\$0	\$0	(\$6,502)	(\$6,502)	
100-12-100-32360	Consulting Services	(\$45,000)	\$0	(\$25,000)	\$0	\$0	\$0	
100-12-100-32390	Legal Services	(\$45,000)	(\$13,575)	(\$50,000)	\$0	(\$50,000)	(\$50,000)	
100-12-100-32450	Contract Services	\$0	\$0	\$0	(\$5,644)	(\$50,000)	(\$50,000)	
100-12-100-33120	Special Department Expense	(\$1,600)	(\$502)	(\$12,000)	\$0	(\$10,000)	(\$10,000)	
100-12-100-33350	Travel & Training Expense	(\$18,150)	(\$774)	(\$14,450)	(\$1,514)	(\$5,000)	(\$5,000)	
100-12-100-33351	Vehicle Fuel Costs	\$0	(\$632)	\$0	(\$1,206)	(\$5,000)	(\$5,000)	
100-12-100-33360	Motor Pool Expense	\$0	(\$1,477)	(\$1,013)	(\$2,939)	(\$4,266)	(\$4,266)	
	<b>Expenses Total</b>	<b>(\$1,254,173)</b>	<b>(\$986,007)</b>	<b>(\$1,327,904)</b>	<b>(\$986,757)</b>	<b>(\$1,334,973)</b>	<b>(\$1,334,973)</b>	
	<b>NET</b>	<b>(\$843,288)</b>	<b>(\$584,197)</b>	<b>(\$917,019)</b>	<b>(\$635,110)</b>	<b>(\$904,623)</b>	<b>(\$904,623)</b>	

# BEHAVIORAL HEALTH

**Robin K. Roberts, MFT**  
**Behavioral Health Director**

**Mono County Behavioral Health provides treatment for mental health conditions and/or substance misuse to individuals throughout the county. We also provide programs to enhance community connection and health, along with prevention and early intervention for all residents.**

<b>BUDGET AT A GLANCE</b>	
Total Expenditures	(\$7,652,498)
Total Grant/Earned/ Govt Revenues	\$5,491,943
Total Use of Fund Balance	\$3,251,741
<hr/>	
Total General Fund Contribution	(\$7,149)
Total Staff	30
% funded by General Fund	0.09%

## DEPARTMENT SERVICES OVERVIEW

**Behavioral Health.** Our department is facing an unprecedented number of regulatory changes, primarily through the statewide CalAIM process, which is requiring our department to create an entire new infrastructure. We are in the process of implementing a new Electronic Health Record that will allow us to engage with the new rules of payment reform, billing, reporting, Quality Improvement and Assurance, among other things. The MCBH implementation team is working with all entities to assure our department is in compliance with the changes and timelines. As a result, we have made some staff changes—moving people into positions that reflect the work they are doing and promoting people related to their job evaluations and work product. We are hoping this will increase our ability to recruit and retain excellent staff dedicated to their work and these processes.

At the center of our work is the resident of Mono County. Whether it be a Medi-Cal beneficiary looking for mental health treatment, psychiatry, or case management, a community asking for activities that create connection without alcohol or drugs, consulting with the hospital/schools/law enforcement/jail staff to help with a person in distress, MCBH is there. This was evidenced by our response to community needs during the pandemic ‘shut down’ where we were engaged with community seven days a week to promote healthy responses to the tremendous stress that our people were experiencing. Additionally, once we could be in public, we re-started our community monthly “social” events (in Walker, Benton, Bridgeport, and June Lake) where we provide a meal and a family friendly environment to enhance connection and engagement, which ultimately reduces debilitating stigma. MCBH works with our Public Health department on the Harm Reduction program to provide the tools for people who use drugs to stay safe and alive, which is a proven method to promote wellbeing and reduce stigma.

### CHALLENGES, ISSUES & OPPORTUNITIES

Our budgetary changes reflect both the internal needs—administrative staff who interface with the State and are working to change and enhance our infrastructure—and external work—providing treatment, working with other departments and community entities to promote wellbeing and reduce stigma, provide mandated services, crisis services, and to provide a variety of programs throughout the county. It has been a significant challenge to hire for our open positions, particularly those that requires a masters level education, and our mission is to structure our department based on needs, requirements, and the desire to retain excellent staff.

For more information, call (760) 924-1740, or visit <https://monocounty.ca.gov/behavioral-health>

## REQUESTED BUDGET CHANGES FOR FY2022-23

- Adding staffing for Case Management for the Northern end of the county
- Adding a Quality Improvement/Quality Assurance (QI/QA) position for our Substance Use division to address infrastructure changes and new requirements
- Promoting staff to next level in the position related to their excellent annual reviews and their meeting the requirements of the next level of their position
- Moving staff into positions that better reflect their job duties and are in sync with county processes
- Keeping unfilled positions in the hopes of finally being able to fill them

## ACCOMPLISHMENTS AND OBJECTIVES

### FY2021-22 Accomplishments

- Began infrastructure changes required by CalAIM. This is an ongoing project into FY 22/23
- Promoted community engagement, stigma reduction and early intervention with programming throughout the county. This will continue and is expected to grow with added staff in FY 22/23
- Staff participation in the county wide JEDI and within MCBH to address health disparities, racial inequity, and creating a departmental environment that promotes a feedback culture, centers the 'difficult conversation', etc. in an effort to better serve our various communities. This is ongoing and will be continuing in FY 22/23
- Increased our service delivery to Medi-Cal beneficiaries with both mental health services and psychiatry.
- Reached our goal to increase Medi-Cal revenue by 50%. The goal in FY 22/23 is to increase by another 30% once we have a new Electronic Health Record and payment reform goes into effect.
- Began process to secure a new Electronic Health Record that will help us to meet our CalAIM, payment reform, and other mandates. Ongoing.
- Began work with Mono County Medics and Sheriff Office to build a Mobile Crisis Response Team. Pilot project will begin in FY 22/23
- Hired Coordinator for our WRAP program. FY 22/23 will continue our work with Social Services, Probation, MCOE and Kern Regional Center to promote this program and others that address the welfare of families and children throughout our county
- Continue to promote a healthy work culture to enhance recruitment and retention.
- Provided services to over 700 individuals in FY 21/22 in our various programs, accounting for over 8000 service hours for the year.

### FY2022-24 Strategic Plan Objectives

- Bring to the Board of Supervisors a comprehensive report detailing the prevention services and strategies related to suicides and overdose deaths in Mono County.
- Work with our partners in Social Services, Public Health, Probation, and others to address services and programs provided and create a report detailing needs that are not currently being addressed

### FY2022-23 Objectives

- Increase Med-iCal revenues by 30% from FY21/22
- Implement infrastructure changes required by CalAIM, including a new EHR
- Implement Drug Medi-Cal program which will be managed by the SUD QI/QA Coordinator
- Increase services in North County with hire of Case Manager to target this area
- Continue our work with the Early Psychosis Detection program through UC Davis and the MHSOAC
- Continue to be a voice with Legislators and State Leaders to promote the "Small and Frontier" county voice
- Enhance our data collection and analytics to support our systems, outreach, and outcomes
- Continue to work on our housing project at The Parcel
- Move forward with MHSSA grant with MCOE to provide on campus mental health treatment to students throughout the county
- Continue to devote staff to the increased regulatory demands
- Address Board of Supervisors related to Mono County Suicide and Overdose rates and plans for prevention

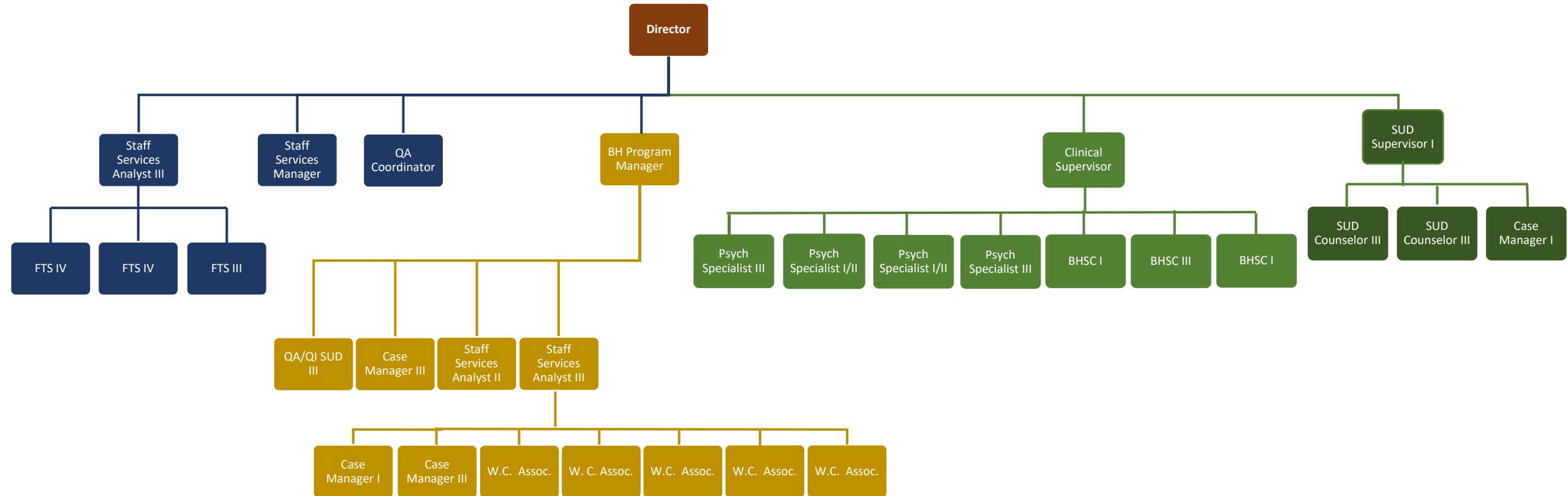
- Support MCBH staff Fiscal Staff related to the CalAIM payment reform, cost report regulations, changes in billing processes, and grant tracking by providing training, access to a consultant, and enhancing staff's ability to engage with what is known as a "fire hose of change" that we expect for the next two to three years.
- Continue to pursue grant monies that will address infrastructure change, student mental health and housing needs.
- Engage with staff to support a culture that allows for support to do the very hard work, create an environment where professional development is central, and where there is a sense of purpose and understanding of how each staff member contributes to making Mono the best place to live.





# Behavioral Health

## Departmental Organizational Chart



## Behavioral Health

### BH 120-41-840 (Behavioral Health)

Account Line Item	Account Name	FY2020-21		FY2021-22	FY2021-22	FY2022-23	FY2022-23
		Adopted Budget	FY2020-21 Actual	Adopted Budget	08/18/22 Actual	Requested Budget	Recommended Budget
120-41-840-14010	Interest Income	\$0	\$121	\$0	(\$2,273)	\$0	\$0
120-41-840-15200	St: Medi-Cal Revenue	\$452,656	\$185,674	\$300,000	\$113,217	\$300,000	\$300,000
120-41-840-15220	St: Mental Health	\$14,498	\$0	\$0	\$450,072	\$450,345	\$450,345
120-41-840-15437	Realignment Backfill Support	\$0	\$62,909	\$0	\$0	\$0	\$0
120-41-840-15442	St: Realignment-Mh	\$512,535	\$467,915	\$515,000	\$510,732	\$561,300	\$561,300
120-41-840-16054	Client Fees	\$5,254	\$1,000	\$0	\$0	\$0	\$0
120-41-840-16199	Charges for Services - Interfund Transfers	\$0	\$0	\$20,000	\$0	\$0	\$0
120-41-840-16301	Mental Health Service Fees	\$80,000	\$0	\$40,000	\$2,322	\$2,000	\$2,000
120-41-840-17010	Miscellaneous Revenue	\$0	\$24,877	\$0	\$0	\$0	\$0
120-41-840-17020	Prior Year Revenue	\$0	\$1	\$0	\$0	\$0	\$0
120-41-840-18100	Operating Transfers In	\$0	\$512,691	\$294,705	\$7,149	\$300,519	\$300,519
<b>Revenues Total</b>		<b>\$1,064,943</b>	<b>\$1,255,187</b>	<b>\$1,169,705</b>	<b>\$1,081,219</b>	<b>\$1,614,164</b>	<b>\$1,614,164</b>
120-41-840-21100	Salary And Wages	(\$410,699)	(\$343,871)	(\$291,348)	(\$262,835)	(\$521,705)	(\$521,705)
120-41-840-21120	Overtime	(\$5,196)	(\$2,984)	(\$5,196)	(\$495)	(\$5,196)	(\$5,196)
120-41-840-21130	Auto Allowance	\$0	\$0	\$0	\$0	\$0	\$0
120-41-840-21410	Holiday Pay	\$0	\$0	\$0	\$0	\$0	\$0
120-41-840-22100	Employee Benefits	(\$49,429)	(\$42,151)	(\$35,857)	(\$30,072)	(\$20,811)	(\$20,811)
120-41-840-22110	Employee Benefits - Health (Medical-Dental-Vision)	(\$88,950)	(\$55,548)	(\$49,863)	(\$36,831)	(\$98,695)	(\$98,695)
120-41-840-22120	Employee Benefits - PERS (ER Portion)	(\$107,573)	(\$99,217)	(\$84,443)	(\$77,541)	(\$137,154)	(\$137,154)
120-41-840-30120	Uniform Allowance	\$0	\$0	\$0	\$0	\$0	\$0
120-41-840-30280	Telephone/Communications	(\$5,985)	(\$4,559)	(\$4,947)	(\$4,868)	(\$5,500)	(\$5,500)
120-41-840-30350	Household Expenses	(\$500)	\$0	\$0	\$0	\$0	\$0
120-41-840-30500	Workers' Comp Ins Expense	(\$6,528)	(\$10,812)	(\$11,847)	(\$11,847)	(\$5,192)	(\$5,192)
120-41-840-30510	Liability Insurance Expense	(\$4,080)	(\$6,380)	(\$7,702)	(\$7,702)	(\$4,410)	(\$4,410)
120-41-840-31200	Equip Maintenance & Repair	(\$500)	\$0	\$0	\$0	\$0	\$0
120-41-840-31400	Building/Land Maint & Repair	\$0	\$0	\$0	\$0	\$0	\$0
120-41-840-31700	Membership Fees	(\$4,250)	(\$5,936)	(\$6,000)	(\$3,046)	(\$4,500)	(\$4,500)
120-41-840-32000	Office Expense	(\$4,250)	(\$3,234)	(\$3,000)	(\$4,619)	(\$5,500)	(\$5,500)
120-41-840-32010	TECHNOLOGY EXPENSES	(\$13,331)	(\$12,569)	(\$8,032)	(\$5,812)	(\$11,250)	(\$11,250)
120-41-840-32020	Technology Expense-Software Licenses	(\$17,500)	(\$15,317)	(\$12,147)	(\$73,867)	(\$30,310)	(\$30,310)
120-41-840-32360	Consulting Services	\$0	\$0	\$0	\$0	\$0	\$0
120-41-840-32450	Contract Services	(\$126,186)	(\$167,240)	(\$316,585)	(\$267,352)	(\$407,196)	(\$407,196)
120-41-840-32500	Professional & Specialized Ser	\$0	\$0	\$0	\$0	\$0	\$0
120-41-840-32950	Rents & Leases - Real Property	(\$57,329)	\$0	(\$34,715)	\$0	\$0	\$0
120-41-840-33100	Education & Training	\$0	\$0	\$0	\$0	\$0	\$0
120-41-840-33120	Special Department Expense	(\$5,000)	(\$52,640)	(\$1,000)	(\$26,289)	(\$7,000)	(\$7,000)
120-41-840-33199	Special Dept Expense - Interfund Transfers	\$0	\$0	\$0	\$0	\$0	\$0
120-41-840-33350	Travel & Training Expense	(\$11,000)	(\$752)	(\$3,416)	(\$5,263)	(\$20,000)	(\$20,000)
120-41-840-33351	Vehicle Fuel Costs	(\$1,750)	(\$334)	(\$1,750)	(\$307)	(\$1,000)	(\$1,000)
120-41-840-33360	Motor Pool Expense	(\$5,125)	(\$832)	(\$869)	(\$4,282)	(\$2,123)	(\$2,123)
120-41-840-33600	Utilities	(\$1,500)	\$0	\$0	\$0	\$0	\$0
120-41-840-33602	Civic Center Utilities	\$0	(\$3,018)	\$0	(\$2,041)	(\$2,858)	(\$2,858)
120-41-840-41100	Support & Care Of Persons	\$0	\$0	\$0	\$0	\$0	\$0
120-41-840-53030	Capital Equipment, \$5,000+	\$0	\$0	\$0	\$0	\$0	\$0
120-41-840-60100	Operating Transfers Out	\$0	(\$54,849)	\$0	(\$32,693)	\$0	\$0
120-41-840-60110	Civic Center Rent	\$0	\$0	\$0	\$0	(\$32,867)	(\$32,867)
120-41-840-70500	Credit Card Clearing Account	\$0	\$0	\$0	\$0	\$0	\$0
120-41-840-72960	A-87 Indirect Costs	(\$101,195)	(\$277,130)	(\$290,987)	(\$268,017)	(\$290,987)	(\$290,987)
<b>Expenses Total</b>		<b>(\$1,027,856)</b>	<b>(\$1,159,374)</b>	<b>(\$1,169,704)</b>	<b>(\$1,125,779)</b>	<b>(\$1,614,254)</b>	<b>(\$1,614,254)</b>
<b>Use of Fund Balance</b>		<b>\$37,087</b>	<b>\$95,813</b>	<b>\$1</b>	<b>(\$44,560)</b>	<b>(\$90)</b>	<b>(\$90)</b>

### BH 120-41-845 (Alcohol and Drug Program)

Account Line Item	Account Name	FY2020-21		FY2021-22	FY2021-22	FY2022-23	FY2022-23
		Adopted Budget	FY2020-21 Actual	Adopted Budget	08/18/22 Actual	Requested Budget	Recommended Budget
120-41-845-13065	Special Alcohol Fines	\$5,000	\$6,691	\$5,000	\$6,637	\$5,000	\$5,000
120-41-845-15220	St: Mental Health	\$0	\$0	\$0	\$116,484	\$162,750	\$162,750
120-41-845-15280	St: Prop 36	\$0	\$0	\$0	\$0	\$0	\$0
120-41-845-15652	Fed: Alc & Drug Program	\$422,157	\$359,104	\$422,157	\$370,202	\$422,157	\$422,157
120-41-845-16199	Charges for Services - Interfund Transfers	\$0	\$5,378	\$0	\$0	\$0	\$0
120-41-845-16310	Drug And Alcohol Fees	\$71,000	\$66,704	\$60,000	\$73,795	\$60,000	\$60,000
120-41-845-16330	Sober Living Fees	\$0	\$0	\$0	\$0	\$0	\$0
120-41-845-17010	Miscellaneous Revenue	\$0	\$24,877	\$0	\$0	\$0	\$0
120-41-845-17020	Prior Year Revenue	\$0	\$0	\$0	\$0	\$0	\$0
120-41-845-18100	Operating Transfers In	\$558,426	\$55,034	\$750,128	\$25,000	\$845,514	\$845,514

## Behavioral Health

	<i>Revenues Total</i>	<b>\$1,056,583</b>	<b>\$517,788</b>	<b>\$1,237,285</b>	<b>\$592,118</b>	<b>\$1,495,421</b>	<b>\$1,495,421</b>
120-41-845-21100	Salary And Wages	(\$385,747)	(\$384,906)	(\$496,273)	(\$436,070)	(\$570,324)	(\$570,324)
120-41-845-21120	Overtime	(\$5,916)	(\$3,125)	(\$5,196)	(\$5,330)	(\$5,196)	(\$5,196)
120-41-845-21130	Auto Allowance	\$0	\$0	\$0	\$0	\$0	\$0
120-41-845-21410	Holiday Pay	\$0	\$0	\$0	\$0	\$0	\$0
120-41-845-22100	Employee Benefits	(\$47,266)	(\$47,714)	(\$60,932)	(\$47,750)	(\$25,690)	(\$25,690)
120-41-845-22110	Employee Benefits - Health (Medical-Dental-Vision)	(\$86,142)	(\$63,270)	(\$89,743)	(\$70,005)	(\$119,189)	(\$119,189)
120-41-845-22120	Employee Benefits - PERS (ER Portion)	(\$109,371)	(\$105,610)	(\$143,838)	(\$138,235)	(\$164,708)	(\$164,708)
120-41-845-30120	Uniform Allowance	\$0	\$0	\$0	\$0	\$0	\$0
120-41-845-30280	Telephone/Communications	(\$6,174)	(\$6,223)	(\$9,988)	(\$8,272)	(\$13,600)	(\$13,600)
120-41-845-30350	Household Expenses	(\$6,400)	(\$7,639)	(\$6,400)	(\$9,874)	(\$14,200)	(\$14,200)
120-41-845-30500	Workers' Comp Ins Expense	(\$6,528)	(\$7,650)	(\$7,662)	(\$7,662)	(\$7,904)	(\$7,904)
120-41-845-30510	Liability Insurance Expense	(\$4,080)	(\$4,969)	(\$6,729)	(\$6,729)	(\$7,350)	(\$7,350)
120-41-845-31200	Equip Maintenance & Repair	(\$500)	\$0	\$0	\$0	\$0	\$0
120-41-845-31400	Building/Land Maint & Repair	\$0	\$0	\$0	\$0	\$0	\$0
120-41-845-31700	Membership Fees	(\$4,250)	(\$4,106)	(\$5,000)	(\$5,130)	(\$6,500)	(\$6,500)
120-41-845-32000	Office Expense	(\$4,250)	(\$9,395)	(\$4,250)	(\$5,262)	(\$6,000)	(\$6,000)
120-41-845-32010	TECHNOLOGY EXPENSES	(\$13,331)	(\$12,569)	(\$13,437)	(\$9,687)	(\$18,800)	(\$18,800)
120-41-845-32020	Technology Expense-Software Licenses	(\$17,500)	(\$15,240)	(\$40,245)	(\$50,381)	(\$77,650)	(\$77,650)
120-41-845-32450	Contract Services	(\$130,375)	(\$37,242)	(\$168,375)	(\$184,713)	(\$228,650)	(\$228,650)
120-41-845-32950	Rents & Leases - Real Property	(\$100,951)	(\$43,621)	(\$101,479)	(\$43,621)	(\$50,770)	(\$50,770)
120-41-845-33100	Education & Training	\$0	\$0	\$0	\$0	\$0	\$0
120-41-845-33120	Special Department Expense	(\$39,100)	(\$53,952)	(\$10,000)	(\$22,050)	(\$33,750)	(\$33,750)
120-41-845-33350	Travel & Training Expense	(\$12,185)	(\$2,340)	(\$5,500)	(\$11,033)	(\$18,000)	(\$18,000)
120-41-845-33351	Vehicle Fuel Costs	(\$1,750)	(\$32)	(\$250)	(\$405)	(\$2,000)	(\$2,000)
120-41-845-33360	Motor Pool Expense	(\$5,125)	\$0	(\$543)	\$0	(\$3,540)	(\$3,540)
120-41-845-33600	Utilities	(\$5,535)	(\$3,219)	(\$4,400)	(\$6,770)	(\$5,400)	(\$5,400)
120-41-845-33602	Civic Center Utilities	\$0	(\$3,018)	\$0	(\$3,402)	(\$4,763)	(\$4,763)
120-41-845-53030	Capital Equipment, \$5,000+	\$0	(\$11,600)	\$0	\$0	\$0	\$0
120-41-845-60100	Operating Transfers Out	\$0	(\$54,849)	\$0	(\$54,488)	\$0	\$0
120-41-845-60110	Civic Center Rent	\$0	\$0	\$0	\$0	(\$54,500)	(\$54,500)
120-41-845-72960	A-87 Indirect Costs	(\$101,195)	(\$54,329)	(\$57,045)	(\$46,610)	(\$57,045)	(\$57,045)
	<b>Expenses Total</b>	<b>(\$1,093,671)</b>	<b>(\$936,620)</b>	<b>(\$1,237,285)</b>	<b>(\$1,173,480)</b>	<b>(\$1,495,529)</b>	<b>(\$1,495,529)</b>
	<b>Use of Fund Balance</b>	<b>(\$37,088)</b>	<b>(\$418,832)</b>	<b>\$0</b>	<b>(\$581,361)</b>	<b>(\$108)</b>	<b>(\$108)</b>

### BH 121-41-841 (Mental Health Service Act)

<i>Account Line Item</i>	<i>Account Name</i>	<i>FY2020-21</i>	<i>FY2020-21</i>	<i>FY2021-22</i>	<i>FY2021-22</i>	<i>FY2022-23</i>	<i>FY2022-23</i>
		<i>Adopted Budget</i>	<i>Actual</i>	<i>Adopted Budget</i>	<i>08/18/22 Actual</i>	<i>Requested Budget</i>	<i>Recommended Budget</i>
121-41-841-14010	Interest Income	\$30,000	\$96,020	\$90,000	\$88,733	\$90,000	\$90,000
121-41-841-14050	Rental Income	\$0	\$0	\$0	\$0	\$0	\$0
121-41-841-15220	St: Mental Health	\$0	\$0	\$0	\$15,799	\$15,799	\$15,799
121-41-841-15230	St: Mental Health Services Act	\$1,696,320	\$2,428,915	\$2,146,930	\$2,098,000	\$2,204,781	\$2,204,781
121-41-841-15498	St: Misc State Revenue	\$16,922	\$0	\$16,922	\$0	\$0	\$0
121-41-841-16199	Charges for Services - Interfund Transfers	\$0	\$9,240	\$0	\$3,373	\$0	\$0
121-41-841-17010	Miscellaneous Revenue	\$0	\$66,479	\$0	\$0	\$0	\$0
121-41-841-17020	Prior Year Revenue	\$0	\$0	\$0	\$0	\$0	\$0
121-41-841-18020	Sale Of Surplus Supplies/Equip	\$0	\$0	\$0	\$0	\$0	\$0
121-41-841-18100	Operating Transfers In	\$50,000	\$75,647	\$55,000	\$34,320	\$71,778	\$71,778
	<b>Revenues Total</b>	<b>\$1,793,242</b>	<b>\$2,676,300</b>	<b>\$2,308,852</b>	<b>\$2,240,224</b>	<b>\$2,382,358</b>	<b>\$2,382,358</b>
121-41-841-21100	Salary And Wages	(\$757,187)	(\$765,783)	(\$1,098,512)	(\$848,973)	(\$1,017,012)	(\$1,017,012)
121-41-841-21120	Overtime	(\$10,392)	(\$3,084)	(\$10,392)	(\$3,099)	(\$10,392)	(\$10,392)
121-41-841-21130	Auto Allowance	\$0	\$0	\$0	\$0	\$0	\$0
121-41-841-21410	Holiday Pay	\$0	\$0	\$0	\$0	\$0	\$0
121-41-841-22100	Employee Benefits	(\$90,133)	(\$91,213)	(\$132,923)	(\$91,378)	(\$45,849)	(\$45,849)
121-41-841-22110	Employee Benefits - Health (Medical-Dental-Vision)	(\$158,628)	(\$114,153)	(\$173,093)	(\$104,248)	(\$168,707)	(\$168,707)
121-41-841-22120	Employee Benefits - PERS (ER Portion)	(\$203,211)	(\$200,323)	(\$295,001)	(\$229,224)	(\$292,777)	(\$292,777)
121-41-841-30120	Uniform Allowance	\$0	\$0	\$0	\$0	\$0	\$0
121-41-841-30280	Telephone/Communications	(\$12,033)	(\$9,989)	(\$17,835)	(\$11,656)	(\$15,800)	(\$15,800)
121-41-841-30350	Household Expenses	\$0	\$0	\$0	\$0	\$0	\$0
121-41-841-30500	Workers' Comp Ins Expense	(\$13,056)	(\$7,650)	(\$30,648)	(\$15,324)	(\$20,768)	(\$20,768)
121-41-841-30510	Liability Insurance Expense	(\$8,159)	(\$4,970)	(\$22,555)	(\$11,141)	(\$17,637)	(\$17,637)
121-41-841-31200	Equip Maintenance & Repair	(\$1,500)	\$0	(\$1,500)	\$0	(\$1,500)	(\$1,500)
121-41-841-31400	Building/Land Maint & Repair	(\$1,050)	(\$455)	(\$1,050)	(\$650)	(\$1,050)	(\$1,050)
121-41-841-31700	Membership Fees	(\$8,500)	(\$8,260)	(\$9,000)	(\$12,785)	(\$15,000)	(\$15,000)
121-41-841-32000	Office Expense	(\$8,500)	(\$5,890)	(\$8,500)	(\$6,890)	(\$8,500)	(\$8,500)
121-41-841-32010	TECHNOLOGY EXPENSES	(\$26,662)	(\$25,138)	(\$32,249)	(\$23,965)	(\$45,000)	(\$45,000)
121-41-841-32020	Technology Expense-Software Licenses	(\$35,000)	(\$30,733)	(\$48,588)	(\$17,677)	(\$109,800)	(\$109,800)
121-41-841-32450	Contract Services	(\$639,267)	(\$638,304)	(\$823,666)	(\$501,550)	(\$765,860)	(\$765,860)

## Behavioral Health

121-41-841-32500	Professional & Specialized Ser	\$0	\$0	\$0	\$0	\$0	\$0
121-41-841-32950	Rents & Leases - Real Property	(\$138,540)	(\$23,879)	(\$162,740)	(\$23,879)	(\$23,878)	(\$23,878)
121-41-841-33100	Education & Training	\$0	\$0	\$0	\$0	\$0	\$0
121-41-841-33120	Special Department Expense	(\$50,000)	(\$53,939)	(\$66,800)	(\$41,896)	(\$77,800)	(\$77,800)
121-41-841-33121	Special Dept-Student Loan Reim	(\$40,000)	(\$20,000)	(\$60,000)	(\$46,006)	(\$20,000)	(\$20,000)
121-41-841-33150	Loan Interest Expense	\$0	\$0	\$0	\$0	\$0	\$0
121-41-841-33350	Travel & Training Expense	(\$22,593)	(\$6,636)	(\$10,000)	(\$9,771)	(\$20,000)	(\$20,000)
121-41-841-33351	Vehicle Fuel Costs	(\$3,500)	(\$64)	(\$600)	(\$971)	(\$3,000)	(\$3,000)
121-41-841-33360	Motor Pool Expense	(\$10,250)	\$0	(\$1,304)	\$0	(\$8,500)	(\$8,500)
121-41-841-33600	Utilities	(\$8,845)	(\$2,412)	(\$6,950)	(\$3,637)	(\$7,600)	(\$7,600)
121-41-841-33602	Civic Center Utilities	\$0	(\$6,036)	\$0	(\$8,166)	(\$11,430)	(\$11,430)
121-41-841-52011	Buildings & Improvements	\$0	(\$134)	(\$40,000)	(\$20,982)	\$0	\$0
121-41-841-53022	Fixed Assets: Buildings	(\$1,600,000)	(\$222,877)	(\$1,500,000)	\$0	(\$1,577,124)	(\$1,577,124)
121-41-841-53030	Capital Equipment, \$5,000+	(\$40,000)	(\$35,799)	\$0	\$0	\$0	\$0
121-41-841-60100	Operating Transfers Out	(\$120,000)	(\$109,698)	(\$50,000)	(\$180,770)	(\$50,000)	(\$50,000)
121-41-841-60110	Civic Center Rent	\$0	\$0	\$0	\$0	(\$130,745)	(\$130,745)
121-41-841-70500	Credit Card Clearing Account	\$0	\$0	\$0	\$0	\$0	\$0
121-41-841-72960	A-87 Indirect Costs	(\$203,390)	(\$73,320)	(\$76,986)	(\$71,873)	(\$76,986)	(\$76,986)
121-41-841-91010	Contingency	\$0	\$0	\$0	\$0	\$0	\$0
<b>Expenses Total</b>		<b>(\$4,210,396)</b>	<b>(\$2,460,740)</b>	<b>(\$4,680,892)</b>	<b>(\$2,286,511)</b>	<b>(\$4,542,715)</b>	<b>(\$4,542,715)</b>
<b>Use of Fund Balance</b>		<b>(\$2,417,154)</b>	<b>\$215,560</b>	<b>(\$2,372,040)</b>	<b>(\$46,287)</b>	<b>(\$2,160,357)</b>	<b>(\$2,160,357)</b>

### BH 122-41-840 (Behavioral Health Realignment)

Account Line Item	Account Name	FY2020-21	FY2020-21	FY2021-22	FY2021-22	FY2022-23	FY2022-23
		Adopted Budget	Actual	Adopted Budget	08/18/22 Actual	Requested Budget	Recommended Budget
122-41-840-14010	Interest Income	\$0	\$40,577	\$0	\$38,731	\$0	\$0
122-41-840-15443	St: 2011 Realignment	\$430,397	\$535,081	\$516,850	\$555,439	\$560,254	\$560,254
122-41-840-18100	Operating Transfers In	\$0	\$0	\$0	\$0	\$0	\$0
<b>Revenues Total</b>		<b>\$430,397</b>	<b>\$575,657</b>	<b>\$516,850</b>	<b>\$594,170</b>	<b>\$560,254</b>	<b>\$560,254</b>
122-41-840-60100	Operating Transfers Out	(\$533,426)	(\$512,691)	(\$989,684)	(\$4,173)	(\$1,091,384)	(\$1,091,384)
<b>Expenses Total</b>		<b>(\$533,426)</b>	<b>(\$512,691)</b>	<b>(\$989,684)</b>	<b>(\$4,173)</b>	<b>(\$1,091,384)</b>	<b>(\$1,091,384)</b>
<b>Use of Fund Balance</b>		<b>(\$103,029)</b>	<b>\$62,966</b>	<b>(\$472,834)</b>	<b>\$589,996</b>	<b>(\$531,130)</b>	<b>(\$531,130)</b>

# CLERK-RECORDER

## Scheereen Dedman Clerk-Recorder

The Department’s mission has three parts: **1. To ensure that all who wish to vote or run for office, can. 2. To provide all necessary support to the Board of Supervisors for the services it provides to Mono County. 3. Support the existing business community through the filing of Fictitious Business Names. the 4. To record real estate and other documents in a timely manner, and providing essential vital records.**

BUDGET AT A GLANCE	
Total Expenditures	(\$1,807,945)
Total Grant/Earned/ Govt Revenues	\$263,803
Total Use of Fund Balance	\$156,010
<hr/>	
Total General Fund Contribution	(\$1,388,132)
Total FTE	6
% funded by General Fund	77%

## DEPARTMENT SERVICES OVERVIEW

**Clerk / Recorder.** Recording/maintaining property documents (we offer E-recording, a valuable and time-saving service); processing/maintaining/providing vital records (birth/death records, and marriage licenses – available online through VitalChek or at the counter/by mail); Fair Political Practices Commission (FPPC) Form 700 filing office; processing/maintaining Fictitious Business Name (FBN) applications; processing a variety of notices (i.e. California Environmental Quality Act (CEQA) Notices); maintaining a roster of County Public Agencies; maintaining all County Contracts; perform marriages; maintain our website and social media pages; prepare the budget. In Mono County, the Clerk-Recorder is in the same office and performs all duties simultaneously.

At the end of the 21-22 Fiscal Year, our contract with Halfile will be terminated, forcing us to find a new provider for Records and Vitals management. We have received presentations from multiple vendors and are currently working on a contract to move forward with a new program. There are sizeable implementation costs, however, there are fees obtained through recorded documents / vital records that may be used for this. However, there will be an increase in the annual maintenance costs going forward. Also, with increasing interest rates, revenue will most likely decrease as fewer people refinance their homes for the lower rates, and housing sales slow, thus fewer documents to record. We will also see fewer requests for Birth Certificates as Mammoth Hospital has discontinued providing that service.

**Board of Supervisors.** The Clerk of the Board of Supervisors provides support for the Board of Supervisors, Assessment Appeals Board, Personnel Appeals Board, Administrative Appeals hearings, and various other boards as requested. Between a pandemic and new Board members joining the Board, the biggest challenge for the past and upcoming fiscal years is anticipating the travel and training budget – now that conferences and courses are finally being held in person again, we have a full Board who wishes to participate in these development opportunities in the pursuit of workforce and service excellence. There is no recent precedence upon which to anticipate an amount.

As discussed at last fiscal year, the agenda management software, Novus, has become a burden for Granicus to continue to support. As such, it has become increasingly difficult to receive the necessary technical support to create a user-friendly agenda that can keep up with the times. We met with companies to determine if there is a program that will better suit our needs, and believe that we have found one that will allow the Clerk to adjust agendas that meet the needs of the Clerk, the Board, the CAO, and all county staff, and are now seeking approval for the necessary funds to move forward with modernizing our agenda management program.

**Elections.** The Elections Division conducts all Federal, State, County, school, and special district elections in the County, as well as the general municipal elections for the Town of Mammoth Lakes. Update and maintain Voter Registration Database. Last year, the State of California conducted an election for the Recall of Governor Gavin

Newsom. Assembly Bill 37 also required that all voters receive their ballots in the mail. These created unique challenges to the department, all while experiencing staffing changes that created a large loss of institutional knowledge. But it also created the opportunity to move forward with the ability to modernize the election process. The Board approved our application to the State for a grant to obtain an envelope slicing machine, as well as trolleys to carry our electronic poll pads, which we hope will save hours of staff time. The Board also approved a contract with the Secretary of State to extend the contract deadline for our Voting System Replacement agreement with the Secretary of State – these funds will be used to remodel and secure the “old Social Services” building on Emigrant Street for our election equipment and other storage needs.

For more information, call (760) 932-5537, or visit <https://monocounty.ca.gov/elections>

## REQUESTED BUDGET CHANGES FOR FY 2022-23

- Securely destroying documents from previous elections.
- November 8, 2022 General Election
- Additional funds for translation services, to increase access to Board of Supervisors meetings and communications.
- Implementation of a new agenda management program.
- Increase to the Board of Supervisors Travel and Training Budget.
- New records management program.

### FY2021-22 Challenges, Issues, and Opportunities

- The Clerk of the Board is charged with Administrative Appeals and is having difficulty recruiting hearing officers from the qualified pool of candidates. A resolution will be presented to the Board of Supervisors to increase the pay that Hearing Officers receive, but if we are unable to find volunteers, we must pay outside counsel to serve as Hearing Officers. It is hard to predict how many administrative appeals will occur in a fiscal year. The same is true for Assessment Appeals, as the monies needed for Board reimbursement is dependent on how many evidentiary hearings are held.

## ACCOMPLISHMENTS AND OBJECTIVES

### FY2021-22 Accomplishments

- Recorded approximately 2,000 additional documents than the previous year
- Redistricting
- Board Governance Workshop
- New Board Clerk, Danielle Patrick
- (A very unexpected) September 14, 2021 State Recall Election
- June 7, 2022 Statewide Direct Primary
- Registered approximately 1,000 more voters since the previous election.
- Remodel and move into the “old Social Services” building.

### FY2022-24 Strategic Plan Objectives

- None

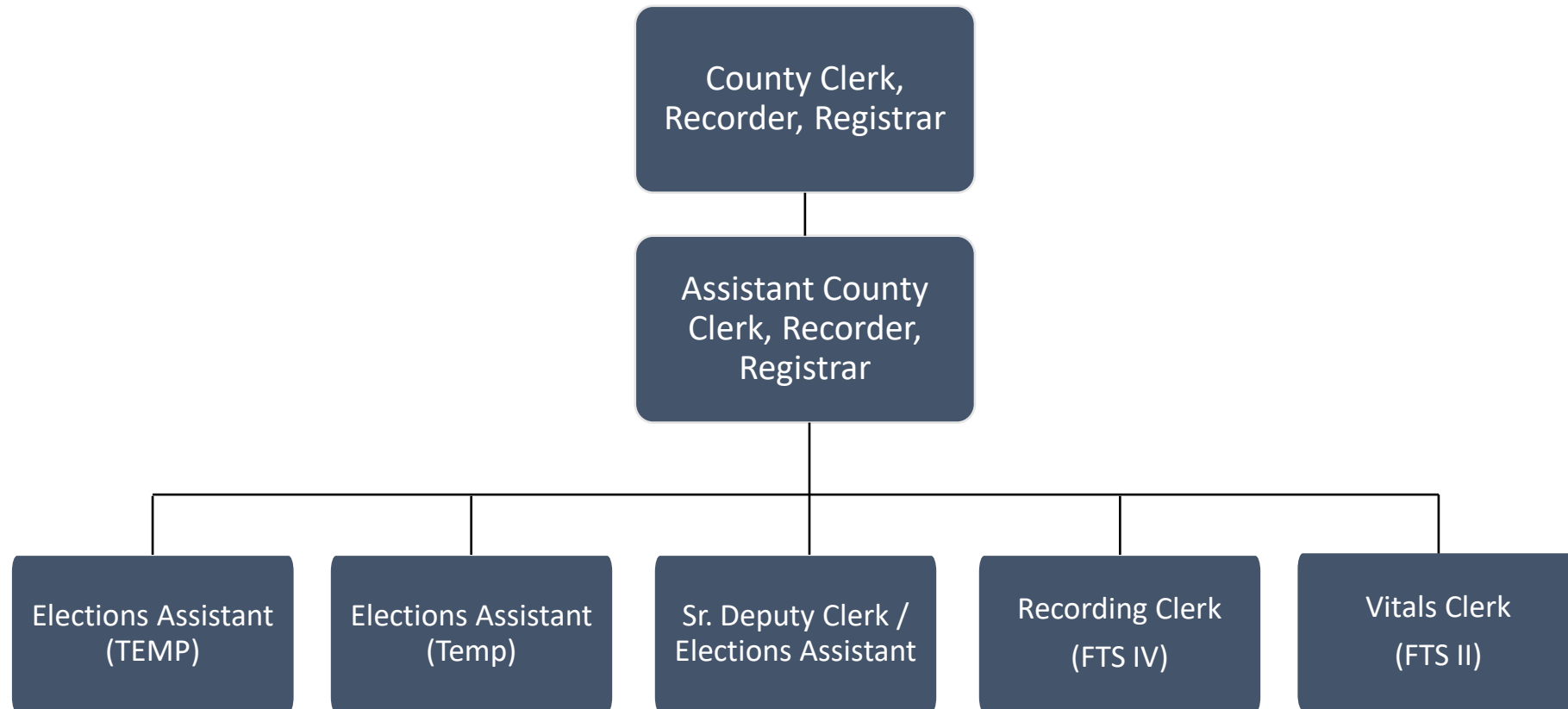
### FY2022-23 Objectives

- November 8, 2022 General Election
- Streamline the election process now that all voters receive a mailed ballot
- Strategic Plan
- Legislative Platform
- Platform for future meetings (in-person, hybrid, etc)
- New records management program implemented.



# CLERK / RECORDER, REGISTRAR, CLERK OF THE BOARD

## Departmental Organizational Chart



Clerk

CL 100-11-010 (Board of Supervisors)

Account Line Item	Account Name	FY2020-21		FY2021-22		FY2021-22	FY2022-23	FY2022-23
		Adopted Budget	FY2020-21 Actual	Adopted Budget	08/18/22 Actual	Requested Budget	Recommended Budget	
100-11-010-16010	Prop Tax Admin & Collection Fe	\$1,636	\$614	\$1,636	\$596	\$1,700	\$1,700	\$1,700
100-11-010-17010	Miscellaneous Revenue	\$0	\$0	\$0	\$0	\$0	\$0	\$0
	<b>Revenues Total</b>	<b>\$1,636</b>	<b>\$614</b>	<b>\$1,636</b>	<b>\$596</b>	<b>\$1,700</b>		<b>\$1,700</b>
100-11-010-21100	Salary And Wages	(\$250,776)	(\$250,780)	(\$250,802)	(\$277,149)	(\$286,280)		(\$286,280)
100-11-010-21120	Overtime	\$0	\$0	\$0	\$0	\$0		\$0
100-11-010-21130	Auto Allowance	(\$42,660)	(\$32,030)	(\$37,920)	(\$28,351)	(\$29,000)		(\$29,000)
100-11-010-21410	Holiday Pay	\$0	\$0	\$0	\$0	\$0		\$0
100-11-010-22100	Employee Benefits	(\$41,809)	(\$37,666)	(\$35,092)	(\$37,819)	(\$38,619)		(\$38,619)
100-11-010-22110	Employee Benefits - Health (Medical-Dental-Vision)	(\$55,124)	(\$67,447)	(\$84,864)	(\$74,799)	(\$85,184)		(\$85,184)
100-11-010-22120	Employee Benefits - PERS (ER Portion)	(\$29,787)	(\$37,328)	(\$58,399)	(\$60,865)	(\$66,999)		(\$66,999)
100-11-010-22125	PRST Contribution	\$0	\$0	\$0	\$0	(\$21,546)		(\$21,546)
100-11-010-30120	Uniform Allowance	\$0	\$0	\$0	\$0	\$0		\$0
100-11-010-30280	Telephone/Communications	(\$1,500)	(\$1,337)	(\$1,500)	(\$1,724)	(\$1,800)		(\$1,800)
100-11-010-30500	Workers' Comp Ins Expense	(\$6,240)	(\$6,240)	(\$6,841)	(\$6,841)	(\$6,543)		(\$6,543)
100-11-010-30510	Liability Insurance Expense	(\$4,732)	(\$4,733)	(\$5,589)	(\$5,589)	(\$6,243)		(\$6,243)
100-11-010-31200	Equip Maintenance & Repair	\$0	\$0	\$0	\$0	\$0		\$0
100-11-010-31700	Membership Fees	(\$14,500)	(\$13,199)	(\$14,500)	(\$14,462)	(\$15,000)		(\$15,000)
100-11-010-32000	Office Expense	(\$6,054)	(\$4,041)	(\$5,037)	(\$5,021)	(\$5,000)		(\$5,000)
100-11-010-32010	TECHNOLOGY EXPENSES	(\$4,286)	(\$4,286)	(\$7,083)	(\$7,083)	(\$9,390)		(\$9,390)
100-11-010-32020	Technology Expense-Software Licenses	\$0	\$0	\$0	\$0	\$0		\$0
100-11-010-32030	Copier Pool	\$0	\$0	\$0	\$0	(\$2,000)		(\$2,000)
100-11-010-32500	Professional & Specialized Ser	(\$3,050)	(\$3,011)	(\$2,500)	(\$6,599)	(\$8,000)		(\$8,000)
100-11-010-32800	Publications & Legal Notices	(\$4,500)	(\$4,647)	(\$4,000)	(\$6,396)	(\$7,000)		(\$7,000)
100-11-010-32860	Rents & Leases - Other	(\$200)	(\$177)	(\$200)	\$0	\$0		\$0
100-11-010-32950	Rents & Leases - Real Property	(\$61,223)	(\$94)	(\$61,878)	\$0	\$0		\$0
100-11-010-33120	Special Department Expense	(\$3,500)	(\$2,000)	(\$3,000)	(\$2,226)	(\$3,300)		(\$3,300)
100-11-010-33350	Travel & Training Expense	(\$28,000)	(\$5,308)	(\$23,596)	(\$32,935)	(\$31,000)		(\$31,000)
100-11-010-33351	Vehicle Fuel Costs	(\$495)	(\$192)	(\$600)	(\$1,610)	(\$1,600)		(\$1,600)
100-11-010-33360	Motor Pool Expense	(\$1,702)	(\$1,190)	(\$5,011)	(\$5,597)	(\$4,700)		(\$4,700)
100-11-010-33602	Civic Center Utilities	\$0	(\$3,134)	\$0	(\$3,637)	(\$4,595)		(\$4,595)
100-11-010-47010	Contributions To Other Governm	\$0	\$0	\$0	\$0	\$0		\$0
100-11-010-47020	Contributions To Non-Profit Or	\$0	\$0	\$0	\$0	\$0		\$0
100-11-010-53030	Capital Equipment, \$5,000+	\$0	\$0	\$0	\$0	\$0		\$0
100-11-010-60100	Operating Transfers Out	\$0	(\$58,640)	\$0	(\$58,253)	\$0		\$0
100-11-010-60110	Civic Center Rent	\$0	\$0	\$0	\$0	(\$58,656)		(\$58,656)
100-11-010-70500	Credit Card Clearing Account	\$0	\$0	\$0	\$0	\$0		\$0
100-11-010-72960	A-87 Indirect Costs	\$0	\$0	\$0	\$0	\$0		\$0
100-11-010-90000	Prior Year GF Allocation	\$0	\$0	\$0	\$0	\$0		\$0
	<b>Expenses Total</b>	<b>(\$560,138)</b>	<b>(\$537,480)</b>	<b>(\$608,412)</b>	<b>(\$636,956)</b>	<b>(\$692,456)</b>		<b>(\$692,456)</b>
	<b>NET</b>	<b>(\$558,502)</b>	<b>(\$536,866)</b>	<b>(\$606,776)</b>	<b>(\$636,360)</b>	<b>(\$690,756)</b>		<b>(\$690,756)</b>

CL 100-15-181 (Elections)

Account Line Item	Account Name	FY2020-21		FY2021-22		FY2021-22	FY2022-23	FY2022-23
		Adopted Budget	FY2020-21 Actual	Adopted Budget	08/18/22 Actual	Requested Budget	Recommended Budget	
100-15-181-15820	Fed: Hava Reimbursements- Pass	\$10,000	\$3,500	\$0	\$0	\$0		\$0
100-15-181-15821	St: Election Reimbursement	\$0	\$19,096	\$0	\$0	\$0		\$0
100-15-181-15822	St: Sec of State Voting System Replac Reimb Grant	\$33,100	\$22,808	\$15,335	\$21,902	\$70,098		\$70,098
100-15-181-15850	St: Election Reimbursement Primary	\$0	\$0	\$0	\$0	\$0		\$0
100-15-181-15900	Oth: Other Govt Agencies	\$0	\$11,765	\$0	\$0	\$0		\$0
100-15-181-16410	Election Fees	\$6,000	\$21,668	\$8,000	\$200,723	\$0		\$0
100-15-181-18150	Long Term Debt Proceeds	\$0	\$0	\$0	\$0	\$0		\$0
	<b>Revenues Total</b>	<b>\$49,100</b>	<b>\$78,836</b>	<b>\$23,335</b>	<b>\$222,625</b>	<b>\$70,098</b>		<b>\$70,098</b>
100-15-181-21100	Salary And Wages	(\$92,628)	(\$65,914)	(\$85,150)	(\$157,663)	(\$95,662)		(\$95,662)
100-15-181-21120	Overtime	\$0	(\$931)	\$0	(\$215)	(\$121)		(\$121)
100-15-181-21130	Auto Allowance	\$0	\$0	\$0	\$0	\$0		\$0
100-15-181-21410	Holiday Pay	\$0	\$0	\$0	\$0	\$0		\$0
100-15-181-22100	Employee Benefits	(\$10,731)	(\$8,454)	(\$9,523)	(\$15,941)	(\$5,635)		(\$5,635)
100-15-181-22110	Employee Benefits - Health (Medical-Dental-Vision)	(\$2,350)	(\$2,307)	(\$2,076)	(\$22,438)	(\$13,009)		(\$13,009)
100-15-181-22120	Employee Benefits - PERS (ER Portion)	(\$14,770)	(\$14,644)	(\$15,637)	(\$21,077)	(\$19,350)		(\$19,350)
100-15-181-22125	PRST Contribution	\$0	\$0	\$0	\$0	(\$7,031)		(\$7,031)
100-15-181-30120	Uniform Allowance	\$0	\$0	\$0	\$0	\$0		\$0



Clerk

100-15-181-30280	Telephone/Communications	(\$630)	(\$549)	(\$630)	(\$357)	(\$2,340)	(\$2,340)
100-15-181-30500	Workers' Comp Ins Expense	\$0	\$0	\$0	(\$1,573)	\$0	\$0
100-15-181-30510	Liability Insurance Expense	\$0	(\$623)	\$0	(\$701)	\$0	\$0
100-15-181-31200	Equip Maintenance & Repair	\$0	\$0	\$0	\$0	\$0	\$0
100-15-181-31700	Membership Fees	\$0	\$0	\$0	\$0	\$0	\$0
100-15-181-32000	Office Expense	(\$4,890)	(\$26,509)	(\$9,795)	(\$20,923)	(\$19,590)	(\$19,590)
100-15-181-32010	TECHNOLOGY EXPENSES	(\$229)	(\$229)	(\$851)	(\$850)	(\$6,594)	(\$6,594)
100-15-181-32020	Technology Expense-Software Licenses	(\$34,867)	(\$33,277)	(\$44,835)	(\$49,325)	(\$35,500)	(\$35,500)
100-15-181-32030	Copier Pool	\$0	\$0	\$0	\$0	(\$7,734)	(\$7,734)
100-15-181-32800	Publications & Legal Notices	(\$3,000)	(\$3,432)	(\$4,000)	(\$1,445)	(\$900)	(\$900)
100-15-181-33120	Special Department Expense	(\$43,500)	(\$33,460)	(\$7,000)	(\$5,743)	(\$108,098)	(\$108,098)
100-15-181-33122	Poll Worker Expenses	(\$10,500)	(\$9,582)	(\$20,000)	(\$15,436)	(\$11,000)	(\$11,000)
100-15-181-33123	Precinct Expenses	\$0	\$0	\$0	\$0	\$0	\$0
100-15-181-33124	Ballot Expenses	(\$40,500)	(\$29,383)	(\$52,000)	(\$51,118)	(\$25,000)	(\$25,000)
100-15-181-33350	Travel & Training Expense	(\$2,000)	(\$1,309)	(\$2,000)	(\$4,020)	(\$5,000)	(\$5,000)
100-15-181-35210	Bond/Loan Interest	\$0	\$0	\$0	\$0	\$0	\$0
100-15-181-53030	Capital Equipment, \$5,000+	\$0	\$0	\$0	\$0	\$0	\$0
100-15-181-60045	Bond/Loan Principle Repayment	\$0	\$0	\$0	\$0	\$0	\$0
100-15-181-60100	Operating Transfers Out	\$0	\$0	\$0	\$0	\$0	\$0
100-15-181-72960	A-87 Indirect Costs	\$0	\$0	\$0	\$0	\$0	\$0
100-15-181-90000	Prior Year GF Allocation	\$0	\$0	\$0	\$0	\$0	\$0
<b>Expenses Total</b>		<b>(\$260,595)</b>	<b>(\$230,602)</b>	<b>(\$253,497)</b>	<b>(\$368,826)</b>	<b>(\$362,564)</b>	<b>(\$362,564)</b>
<b>NET</b>		<b>(\$211,495)</b>	<b>(\$151,766)</b>	<b>(\$230,162)</b>	<b>(\$146,201)</b>	<b>(\$292,466)</b>	<b>(\$292,466)</b>

CL 100-27-180 (Clerk Recorder)

Account Line Item	Account Name	FY2020-21		FY2021-22		FY2021-22	FY2022-23	FY2022-23
		Adopted Budget	FY2020-21 Actual	Adopted Budget	08/18/22 Actual	Requested Budget	Recommended Budget	
100-27-180-16010	Prop Tax Admin & Collection Fe	\$3,598	\$2,280	\$3,598	\$2,427	\$2,300	\$2,300	
100-27-180-16130	County Clerk Service Fees	\$7,500	\$7,538	\$6,000	\$11,866	\$7,500	\$7,500	
100-27-180-16131	Social Security Truncation Fee	\$0	\$0	\$0	\$0	\$0	\$0	
100-27-180-16161	Vital Stats - Child Welfare	\$0	\$0	\$0	\$0	\$0	\$0	
100-27-180-16163	SB 2 Reimbursement	\$21,000	\$62,654	\$40,000	\$77,064	\$40,000	\$40,000	
100-27-180-16200	Recording Fees	\$62,000	\$98,844	\$70,000	\$79,953	\$67,000	\$67,000	
100-27-180-16201	Index Fees	\$24,000	\$40,699	\$30,000	\$29,904	\$25,000	\$25,000	
100-27-180-16202	Electronic Recording Fee	\$5,500	\$9,666	\$7,000	\$7,084	\$6,000	\$6,000	
100-27-180-17010	Miscellaneous Revenue	\$0	\$141	\$0	\$254	\$205	\$205	
100-27-180-17020	Prior Year Revenue	\$0	\$0	\$0	\$0	\$0	\$0	
100-27-180-17150	Modernization/Micro-Graphic	\$0	\$0	\$0	\$0	\$0	\$0	
<b>Revenues Total</b>		<b>\$123,598</b>	<b>\$221,822</b>	<b>\$156,598</b>	<b>\$208,553</b>	<b>\$148,005</b>	<b>\$148,005</b>	
100-27-180-21100	Salary And Wages	(\$311,461)	(\$309,977)	(\$320,210)	(\$357,728)	(\$304,184)	(\$304,184)	
100-27-180-21120	Overtime	\$0	(\$1,149)	\$0	(\$133)	(\$133)	(\$133)	
100-27-180-21130	Auto Allowance	\$0	\$0	\$0	\$0	\$0	\$0	
100-27-180-21410	Holiday Pay	\$0	\$0	\$0	\$0	\$0	\$0	
100-27-180-22100	Employee Benefits	(\$38,325)	(\$43,505)	(\$39,740)	(\$41,048)	(\$19,999)	(\$19,999)	
100-27-180-22110	Employee Benefits - Health (Medical-Dental-Vision)	(\$73,168)	(\$61,837)	(\$66,528)	(\$47,112)	(\$39,431)	(\$39,431)	
100-27-180-22120	Employee Benefits - PERS (ER Portion)	(\$87,991)	(\$87,938)	(\$92,808)	(\$87,418)	(\$88,072)	(\$88,072)	
100-27-180-22125	PRST Contribution	\$0	\$0	\$0	\$0	(\$22,101)	(\$22,101)	
100-27-180-30120	Uniform Allowance	\$0	\$0	\$0	\$0	\$0	\$0	
100-27-180-30280	Telephone/Communications	(\$2,910)	(\$2,249)	(\$2,910)	(\$2,076)	(\$2,641)	(\$2,641)	
100-27-180-30500	Workers' Comp Ins Expense	(\$6,240)	(\$6,240)	(\$7,730)	(\$6,157)	(\$7,197)	(\$7,197)	
100-27-180-30510	Liability Insurance Expense	(\$4,095)	(\$3,472)	(\$3,611)	(\$3,611)	(\$4,148)	(\$4,148)	
100-27-180-31200	Equip Maintenance & Repair	(\$1,000)	(\$680)	(\$1,000)	\$0	(\$2,000)	(\$2,000)	
100-27-180-31700	Membership Fees	(\$1,200)	(\$1,250)	(\$1,300)	(\$1,150)	(\$1,200)	(\$1,200)	
100-27-180-32000	Office Expense	(\$8,841)	(\$8,198)	(\$8,941)	(\$13,442)	(\$10,000)	(\$10,000)	
100-27-180-32010	TECHNOLOGY EXPENSES	(\$6,551)	(\$6,551)	(\$10,459)	(\$10,531)	(\$12,849)	(\$12,849)	
100-27-180-32020	Technology Expense-Software Licenses	(\$13,000)	(\$12,028)	(\$13,665)	(\$7,486)	(\$14,013)	(\$14,013)	
100-27-180-32030	Copier Pool	\$0	\$0	\$0	\$0	(\$3,546)	(\$3,546)	
100-27-180-32860	Rents & Leases - Other	(\$4,500)	(\$4,906)	(\$4,500)	(\$6,333)	(\$18,200)	(\$18,200)	
100-27-180-32950	Rents & Leases - Real Property	\$0	\$0	\$0	\$0	\$0	\$0	
100-27-180-33120	Special Department Expense	(\$200)	(\$78)	(\$200)	(\$6,542)	(\$100)	(\$100)	
100-27-180-33350	Travel & Training Expense	(\$6,000)	(\$183)	(\$2,500)	(\$1,530)	(\$3,000)	(\$3,000)	
100-27-180-33351	Vehicle Fuel Costs	(\$505)	(\$9)	(\$400)	(\$481)	\$0	\$0	
100-27-180-33360	Motor Pool Expense	(\$100)	(\$188)	(\$282)	\$0	(\$100)	(\$100)	
<b>Expenses Total</b>		<b>(\$566,087)</b>	<b>(\$550,439)</b>	<b>(\$576,784)</b>	<b>(\$592,778)</b>	<b>(\$552,914)</b>	<b>(\$552,914)</b>	

Clerk

NET (\$442,489) (\$328,617) (\$420,186) (\$384,225) (\$404,909) (\$404,909)

CL 173-27-180 (Clerk Micrographics-Social Security Truncation)

Account Line Item	Account Name	FY2020-21		FY2021-22		FY2021-22	FY2022-23	FY2022-23
		Adopted	FY2020-21	Adopted	08/18/22	Requested	Recommended	
		Budget	Actual	Budget	Actual	Budget	Budget	
173-27-180-14010	Interest Income	\$0	\$1,268	\$0	\$1,418	\$0	\$0	\$0
173-27-180-16131	Social Security Truncation Fee	\$0	\$9,717	\$0	\$7,228	\$6,000	\$6,000	\$6,000
173-27-180-17010	Miscellaneous Revenue	\$0	\$9,776	\$0	\$7,352	\$6,000	\$6,000	\$6,000
<b>Revenues Total</b>		<b>\$0</b>	<b>\$20,761</b>	<b>\$0</b>	<b>\$15,998</b>	<b>\$12,000</b>	<b>\$12,000</b>	<b>\$12,000</b>
173-27-180-20010	Expenditures	\$0	\$0	\$0	\$0	(\$17,250)		(\$17,250)
173-27-180-33120	Special Department Expense	\$0	\$0	\$0	\$0	\$0		\$0
<b>Expenses Total</b>		<b>\$0</b>	<b>\$0</b>	<b>\$0</b>	<b>\$0</b>	<b>(\$17,250)</b>		<b>(\$17,250)</b>
<b>Use of Fund Balance</b>		<b>\$0</b>	<b>\$20,761</b>	<b>\$0</b>	<b>\$15,998</b>	<b>(\$5,250)</b>		<b>(\$5,250)</b>

CL 174-27-180 (Clerk Modernization)

Account Line Item	Account Name	FY2020-21		FY2021-22		FY2021-22	FY2022-23	FY2022-23
		Adopted	FY2020-21	Adopted	08/18/22	Requested	Recommended	
		Budget	Actual	Budget	Actual	Budget	Budget	
174-27-180-14010	Interest Income	\$0	\$2,399	\$0	\$2,802	\$1,000	\$1,000	\$1,000
174-27-180-17010	Miscellaneous Revenue	\$0	\$49,664	\$0	\$35,678	\$31,000	\$31,000	\$31,000
<b>Revenues Total</b>		<b>\$0</b>	<b>\$52,063</b>	<b>\$0</b>	<b>\$38,480</b>	<b>\$32,000</b>	<b>\$32,000</b>	<b>\$32,000</b>
174-27-180-20010	Expenditures	\$0	\$0	\$0	\$0	(\$182,760)		(\$182,760)
<b>Expenses Total</b>		<b>\$0</b>	<b>\$0</b>	<b>\$0</b>	<b>\$0</b>	<b>(\$182,760)</b>		<b>(\$182,760)</b>
<b>Use of Fund Balance</b>		<b>\$0</b>	<b>\$52,063</b>	<b>\$0</b>	<b>\$38,480</b>	<b>(\$150,760)</b>		<b>(\$150,760)</b>

# COMMUNITY DEVELOPMENT

**Wendy Sugimura**  
**Community Development Director**

The Department’s mission is to provide efficient, responsive, and innovative development services through teamwork while protecting community character and managing environmental impacts.

BUDGET AT A GLANCE	
Total Expenditures	(\$2,759,152)
Total Grant/Earned/ Govt Revenues	\$1,092,705
Total Use of Fund Balance	\$0
<hr/>	
Total General Fund Contribution	(\$1,666,447)
Total Staff	15
% funded by General Fund	60%

## DEPARTMENT SERVICES OVERVIEW

**Community Development.** The Community Development Department consists of the Planning, Building, and Code Enforcement divisions. The Planning Division provides the services specified in Government Code §§65103 to maintain and implement the adopted General Plan and land use regulations through community-based planning, including management of the Regional Planning Advisory Committees (RPACs), coordination with other agencies, and compliance with state laws. In addition, the Planning Division staffs other legislative bodies with separate authority that often function independently in other jurisdictions, including the Local Transportation Commission (LTC), Airport Land Use Commission (ALUC), Local Agency Formation Commission (LAFCO), and Housing Authority. The Building Division is responsible for the enforcement of the current California Building Codes Standards and relevant state law governing building standards. The Compliance Division monitors and enforces compliance with County ordinances, policies, regulations, and permit conditions, including environmental mitigation measures. In addition, the Community Development Department strives to provide excellent customer service by providing South County services for other County departments, including accepting property taxes and other payments, and accepting applications for marriage licenses, business licenses, and doing business as (DBA) licenses.

For more information, call (760) 924-1800, or visit <https://monocounty.ca.gov/community-development>

## REQUESTED BUDGET CHANGES FOR FY2022-23

- Requesting one new Planning Analyst I/II position to offset 1) backlog of work resulting from multiple maternity/paternity leaves during FY 21-22, 2) loss of FTEs due to maternity staff returning part time, 3) inability to successfully recruit a Principal Planner vacancy resulting from retirement and temporarily being filled by a part-time retired annuitant, and 4) the backlog resulting from a 0.2 FTE Building Official.
- Services being eliminated from the budget include staffing the Owens Valley Groundwater Authority (OVGA) in which membership was terminated, and multiple grant programs, including sage-grouse conservation (transferred to Public Works) and SB2 grant programs (Accessory Dwelling Unit [ADU], vehicle miles traveled (VMT) streamlining, and greenhouse gas (GHG) emission inventory and streamlining).
- Increases include new (or continuation of) grant programs including the North County Water Transfer program, special district study to support increased housing density (California Development Block Grant Technical Assistance), and administration of the Integrated Regional Water Management grant (if awarded).

## ACCOMPLISHMENTS AND OBJECTIVES

### FY2021-22 Accomplishments

- Provided public service and assistance by answering questions about land use regulations, including multiple scenarios and “what if” brainstorming, and prioritizing Mountain View Fire recovery.

- Completed processing of development applications, including General Plan amendments, variances, use permits, director review permits, cannabis operations permits, short-term rental activity permits, lot line adjustments, mergers, and building permits and inspections, among others, as well as plans of operations, to ensure consistency with land use regulations, and completing the associated CEQA analysis and documentation.
- Received, investigated, and responded to code compliance violations, including taking further legal action such as citations and/or litigation when necessary.
- Managed and participated in regulatory, community, and collaborative forums such as the Planning Commission, RPACs, Collaborative Planning Team, LTC, Land Development Technical Advisory Committee (LDTAC), Long Valley Hydrologic Advisory Committee, LAFCO, Housing Authority, Tri-Valley Groundwater Management District, and sage grouse collaboratives (Executive Oversight Committee, Technical Advisory Committee, Local Area Working Group).
- Specific program accomplishments include assistance to the Owens Valley Groundwater Management Authority (OVGA) to complete the Owens Valley Groundwater Sustainability Plan, support of additional groundwater management in Mono County and the Tri-Valley, completion of various housing reports and two grant-funded projects related to housing (ADU prescriptive designs, GHG/VMT streamlining and GHG inventory update), completion of transportation programs in the LTC's Overall Work Program, including community outreach for the West Walker River Parkway (WWRP) plan.

#### **FY2022-24 Strategic Plan Objectives**

- Work with Housing Opportunities Manager to Update BOS policies for affordable housing; including streamlined processes and options to incentivize building of units
- Through a current funding award, assess Special District Capacity and needs to support increased housing density

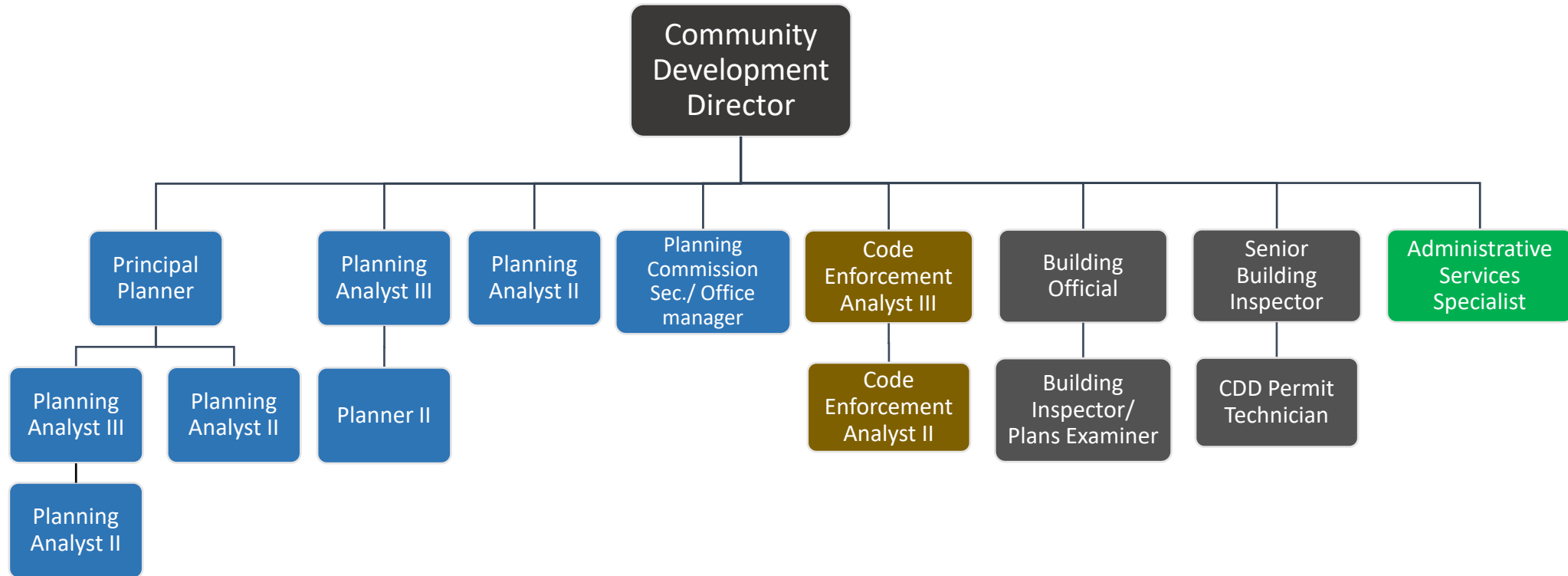
#### **FY2022-23 Objectives**

- Respond to public inquiries about land uses and other CDD programs.
- Process development applications and CEQA, including building permits.
- Manage and participate in regulatory, community and collaborative commissions and committees.
- Respond to code enforcement cases.
- Complete grants and priorities, including the CDBG TA grant to study special district capacity to support increased housing density, update municipal service reviews for LAFCO, finish North County Water Transfer Program policies and amend the General Plan, provide administration for the IRWM grant for a Tri-Valley groundwater model, study the impact of short-term rentals on the long-term rental housing market, and implement the LTC's Overall Work Program, including completing the June Lake Active Transportation Plan and assisting with the WWRP plan.



# Community Development

## Departmental Organizational Chart



## Community Development

### CD 100-27-250 (Planning)

Account Line Item	Account Name	FY2020-21		FY2021-22	FY2021-22	FY2022-23	FY2022-23
		Adopted Budget	FY2020-21 Actual	Adopted Budget	08/18/22 Actual	Requested Budget	Recommended Budget
100-27-250-15050	St: Gb Air Pollution Cntl Dist	\$0	\$0	\$0	\$0	\$0	\$0
100-27-250-15477	St: Dept Of Conservation	\$0	\$0	\$0	\$0	\$0	\$0
100-27-250-15819	Fed: Misc Fed Grants	\$0	\$0	\$0	\$0	\$0	\$0
100-27-250-15900	Oth: Other Govt Agencies	\$10,000	\$11,573	\$15,000	\$14,020	\$0	\$0
100-27-250-16060	Planning Permits	\$91,000	\$63,016	\$241,000	\$68,340	\$125,000	\$125,000
100-27-250-16220	Transportation Planning Servic	\$75,000	\$48,466	\$75,000	\$38,018	\$60,000	\$60,000
100-27-250-16240	Labor Reimbursement	\$0	\$0	\$0	\$0	\$0	\$0
100-27-250-17010	Miscellaneous Revenue	\$0	\$40	\$0	\$0	\$0	\$0
100-27-250-17020	Prior Year Revenue	\$0	\$33,264	\$0	\$0	\$0	\$0
100-27-250-18100	Operating Transfers In	\$0	\$0	\$0	\$0	\$0	\$0
<b>Revenues Total</b>		<b>\$176,000</b>	<b>\$156,359</b>	<b>\$331,000</b>	<b>\$120,378</b>	<b>\$185,000</b>	<b>\$185,000</b>
100-27-250-21100	Salary And Wages	(\$550,232)	(\$556,257)	(\$615,569)	(\$649,982)	(\$537,150)	(\$537,150)
100-27-250-21120	Overtime	\$0	(\$74)	\$0	(\$79)	(\$79)	(\$79)
100-27-250-21130	Auto Allowance	\$0	\$0	\$0	\$0	\$0	\$0
100-27-250-21410	Holiday Pay	\$0	\$0	\$0	\$0	\$0	\$0
100-27-250-22100	Employee Benefits	(\$54,162)	(\$82,588)	(\$79,383)	(\$77,708)	(\$31,101)	(\$31,101)
100-27-250-22110	Employee Benefits - Health (Medical-Dental-Vision)	(\$84,207)	(\$59,081)	(\$69,141)	(\$79,492)	(\$97,179)	(\$97,179)
100-27-250-22120	Employee Benefits - PERS (ER Portion)	(\$159,874)	(\$158,660)	(\$171,646)	(\$177,220)	(\$160,574)	(\$160,574)
100-27-250-22125	PRST Contribution	\$0	\$0	\$0	\$0	(\$43,719)	(\$43,719)
100-27-250-30120	Uniform Allowance	\$0	\$0	\$0	\$0	\$0	\$0
100-27-250-30280	Telephone/Communications	\$0	(\$49)	(\$180)	(\$396)	(\$320)	(\$320)
100-27-250-30500	Workers' Comp Ins Expense	(\$9,984)	(\$9,984)	(\$9,577)	(\$9,577)	(\$6,543)	(\$6,543)
100-27-250-30510	Liability Insurance Expense	(\$4,981)	(\$4,980)	(\$6,642)	(\$6,642)	(\$5,966)	(\$5,966)
100-27-250-31200	Equip Maintenance & Repair	(\$300)	(\$619)	\$0	\$0	\$0	\$0
100-27-250-31400	Building/Land Maint & Repair	\$0	\$0	\$0	\$0	\$0	\$0
100-27-250-31700	Membership Fees	(\$700)	(\$350)	(\$800)	(\$450)	(\$500)	(\$500)
100-27-250-32000	Office Expense	(\$12,319)	(\$7,875)	(\$12,000)	(\$9,301)	(\$9,000)	(\$9,000)
100-27-250-32010	TECHNOLOGY EXPENSES	(\$11,400)	(\$11,400)	(\$14,997)	(\$14,996)	(\$16,135)	(\$16,135)
100-27-250-32020	Technology Expense-Software Licenses	(\$8,000)	(\$8,185)	(\$8,800)	(\$8,770)	(\$9,151)	(\$9,151)
100-27-250-32030	Copier Pool	\$0	\$0	\$0	\$0	(\$4,000)	(\$4,000)
100-27-250-32360	Consulting Services	\$0	\$0	\$0	\$0	\$0	\$0
100-27-250-32450	Contract Services	(\$72,800)	(\$70,962)	(\$135,000)	(\$81,400)	(\$100,000)	(\$100,000)
100-27-250-32500	Professional & Specialized Ser	\$0	\$0	\$0	\$0	\$0	\$0
100-27-250-32800	Publications & Legal Notices	(\$2,200)	(\$1,295)	(\$2,000)	(\$376)	(\$500)	(\$500)
100-27-250-32950	Rents & Leases - Real Property	(\$136,490)	(\$1,712)	(\$137,704)	\$0	\$0	\$0
100-27-250-33120	Special Department Expense	\$0	\$0	\$0	\$0	\$0	\$0
100-27-250-33140	Recruiting Expenses	\$0	(\$325)	\$0	(\$90)	(\$500)	(\$500)
100-27-250-33350	Travel & Training Expense	(\$10,000)	(\$4,074)	(\$10,000)	(\$8,107)	(\$8,000)	(\$8,000)
100-27-250-33351	Vehicle Fuel Costs	(\$1,980)	(\$367)	(\$674)	(\$2,605)	(\$3,000)	(\$3,000)
100-27-250-33360	Motor Pool Expense	(\$8,600)	(\$1,718)	(\$2,694)	(\$8,235)	(\$7,256)	(\$7,256)
100-27-250-33602	Civic Center Utilities	\$0	(\$7,186)	\$0	(\$8,100)	(\$7,679)	(\$7,679)
100-27-250-47010	Contributions To Other Governm	\$0	\$0	\$0	\$0	\$0	\$0
100-27-250-53030	Capital Equipment, \$5,000+	\$0	\$0	\$0	\$0	\$0	\$0
100-27-250-60100	Operating Transfers Out	\$0	(\$130,586)	\$0	(\$129,725)	\$0	\$0
100-27-250-60110	Civic Center Rent	\$0	\$0	\$0	\$0	(\$130,596)	(\$130,596)
100-27-250-70500	Credit Card Clearing Account	\$0	\$0	\$0	\$0	\$0	\$0
100-27-250-72960	A-87 Indirect Costs	\$0	\$0	\$0	\$0	\$0	\$0
100-27-250-90000	Prior Year GF Allocation	\$0	\$0	\$0	\$0	\$0	\$0
<b>Expenses Total</b>		<b>(\$1,128,229)</b>	<b>(\$1,118,327)</b>	<b>(\$1,276,807)</b>	<b>(\$1,273,251)</b>	<b>(\$1,178,949)</b>	<b>(\$1,178,949)</b>
<b>NET</b>		<b>(\$952,229)</b>	<b>(\$961,968)</b>	<b>(\$945,807)</b>	<b>(\$1,152,873)</b>	<b>(\$993,949)</b>	<b>(\$993,949)</b>

### CD 100-27-252 (Code Enforcement)

Account Line Item	Account Name	FY2020-21		FY2021-22	FY2021-22	FY2022-23	FY2022-23
		Adopted Budget	FY2020-21 Actual	Adopted Budget	08/18/22 Actual	Requested Budget	Recommended Budget
100-27-252-12021	Business License - Code Enf	\$4,000	\$5,769	\$4,000	\$5,306	\$4,000	\$4,000
100-27-252-15750	Fed: Geothermal Royalties	\$25,000	\$25,000	\$25,000	\$0	\$25,000	\$25,000
100-27-252-16030	Code Enforcement Fees	\$3,500	\$1,411	\$1,500	\$3,383	\$1,500	\$1,500
100-27-252-16031	Permit fee renewals - cannabis	\$1,300	\$4,454	\$3,300	\$990	\$790	\$790
<b>Revenues Total</b>		<b>\$33,800</b>	<b>\$36,633</b>	<b>\$33,800</b>	<b>\$9,679</b>	<b>\$31,290</b>	<b>\$31,290</b>
100-27-252-21100	Salary And Wages	(\$155,584)	(\$147,873)	(\$163,480)	(\$94,703)	(\$158,010)	(\$158,010)
100-27-252-21120	Overtime	\$0	\$0	\$0	\$0	\$0	\$0
100-27-252-21130	Auto Allowance	\$0	\$0	\$0	\$0	\$0	\$0
100-27-252-21410	Holiday Pay	\$0	\$0	\$0	\$0	\$0	\$0
100-27-252-22100	Employee Benefits	(\$19,140)	(\$20,391)	(\$20,107)	(\$12,269)	(\$9,144)	(\$9,144)

## Community Development

100-27-252-22110	Employee Benefits - Health (Medical-Dental-Vision)	(\$30,820)	(\$11,455)	(\$27,816)	(\$10,864)	(\$33,600)	(\$33,600)
100-27-252-22120	Employee Benefits - PERS (ER Portion)	(\$44,338)	(\$43,435)	(\$47,382)	(\$39,861)	(\$45,749)	(\$45,749)
100-27-252-22125	PRST Contribution	\$0	\$0	\$0	\$0	(\$11,267)	(\$11,267)
100-27-252-30120	Uniform Allowance	\$0	\$0	\$0	\$0	\$0	\$0
100-27-252-30280	Telephone/Communications	(\$300)	(\$294)	(\$1,020)	(\$299)	(\$300)	(\$300)
100-27-252-30500	Workers' Comp Ins Expense	(\$2,496)	(\$2,496)	(\$2,736)	(\$2,736)	(\$2,617)	(\$2,617)
100-27-252-30510	Liability Insurance Expense	(\$1,245)	(\$1,245)	(\$1,220)	(\$1,220)	(\$1,060)	(\$1,060)
100-27-252-31200	Equip Maintenance & Repair	\$0	\$0	\$0	\$0	\$0	\$0
100-27-252-31700	Membership Fees	(\$100)	(\$95)	(\$100)	(\$95)	(\$100)	(\$100)
100-27-252-32000	Office Expense	(\$3,000)	(\$255)	(\$451)	(\$573)	(\$200)	(\$200)
100-27-252-32010	TECHNOLOGY EXPENSES	(\$3,094)	(\$3,094)	(\$3,442)	(\$3,442)	(\$5,976)	(\$5,976)
100-27-252-32020	Technology Expense-Software Licenses	(\$3,991)	(\$3,992)	(\$3,000)	(\$3,992)	\$0	\$0
100-27-252-32030	Copier Pool	\$0	\$0	\$0	\$0	(\$322)	(\$322)
100-27-252-32450	Contract Services	\$0	\$0	\$0	\$0	\$0	\$0
100-27-252-32500	Professional & Specialized Ser	\$0	\$0	\$0	\$0	\$0	\$0
100-27-252-33120	Special Department Expense	\$0	\$0	\$0	\$0	\$0	\$0
100-27-252-33350	Travel & Training Expense	(\$1,900)	\$0	(\$2,000)	(\$1,058)	(\$2,000)	(\$2,000)
100-27-252-33351	Vehicle Fuel Costs	(\$1,980)	(\$1,215)	(\$3,500)	(\$3,066)	(\$2,500)	(\$2,500)
100-27-252-33360	Motor Pool Expense	(\$5,000)	(\$10,374)	(\$13,635)	\$1,549	(\$6,995)	(\$6,995)
100-27-252-53030	Capital Equipment, \$5,000+	\$0	\$0	\$0	\$0	\$0	\$0
100-27-252-72960	A-87 Indirect Costs	\$0	\$0	\$0	\$0	\$0	\$0
100-27-252-90000	Prior Year GF Allocation	\$0	\$0	\$0	\$0	\$0	\$0
	<b>Expenses Total</b>	<b>(\$272,988)</b>	<b>(\$246,213)</b>	<b>(\$289,889)</b>	<b>(\$172,628)</b>	<b>(\$279,841)</b>	<b>(\$279,841)</b>
	<b>NET</b>	<b>(\$239,188)</b>	<b>(\$209,580)</b>	<b>(\$256,089)</b>	<b>(\$162,949)</b>	<b>(\$248,551)</b>	<b>(\$248,551)</b>

### CD 100-27-253 (Planning Commission)

Account Line Item	Account Name	FY2020-21		FY2021-22	FY2021-22	FY2022-23	FY2022-23
		Adopted Budget	FY2020-21 Actual	Adopted Budget	08/18/22 Actual	Requested Budget	Recommended Budget
100-27-253-21100	Salary And Wages	(\$7,800)	(\$4,175)	(\$7,800)	(\$3,825)	(\$8,325)	(\$8,325)
100-27-253-21130	Auto Allowance	\$0	\$0	\$0	\$0	\$0	\$0
100-27-253-21410	Holiday Pay	\$0	\$0	\$0	\$0	\$0	\$0
100-27-253-22100	Employee Benefits	(\$633)	(\$354)	(\$417)	(\$324)	(\$572)	(\$572)
100-27-253-22110	Employee Benefits - Health (Medical-Dental-Vision)	\$0	\$0	\$0	\$0	\$0	\$0
100-27-253-22120	Employee Benefits - PERS (ER Portion)	\$0	\$0	\$0	\$0	\$0	\$0
100-27-253-22125	PRST Contribution	\$0	\$0	\$0	\$0	\$0	\$0
100-27-253-30120	Uniform Allowance	\$0	\$0	\$0	\$0	\$0	\$0
100-27-253-30280	Telephone/Communications	\$0	\$0	\$0	\$0	\$0	\$0
100-27-253-30500	Workers' Comp Ins Expense	(\$6,240)	(\$6,240)	(\$41)	(\$41)	(\$3,926)	(\$3,926)
100-27-253-30510	Liability Insurance Expense	(\$3,113)	(\$3,113)	(\$18)	(\$18)	(\$1,590)	(\$1,590)
100-27-253-31700	Membership Fees	(\$100)	\$0	(\$100)	(\$10)	\$0	\$0
100-27-253-32000	Office Expense	(\$200)	\$0	(\$150)	(\$130)	\$0	\$0
100-27-253-32010	TECHNOLOGY EXPENSES	(\$420)	(\$420)	(\$446)	(\$446)	(\$1,385)	(\$1,385)
100-27-253-32800	Publications & Legal Notices	(\$1,500)	(\$824)	(\$1,500)	(\$390)	(\$1,000)	(\$1,000)
100-27-253-33350	Travel & Training Expense	(\$2,000)	(\$533)	(\$1,000)	(\$1,230)	(\$1,000)	(\$1,000)
100-27-253-72960	A-87 Indirect Costs	\$0	\$0	\$0	\$0	\$0	\$0
100-27-253-90000	Prior Year GF Allocation	\$0	\$0	\$0	\$0	\$0	\$0
	<b>Expenses Total</b>	<b>(\$22,006)</b>	<b>(\$15,658)</b>	<b>(\$11,472)</b>	<b>(\$6,414)</b>	<b>(\$17,798)</b>	<b>(\$17,798)</b>
	<b>NET</b>	<b>(\$22,006)</b>	<b>(\$15,658)</b>	<b>(\$11,472)</b>	<b>(\$6,414)</b>	<b>(\$17,798)</b>	<b>(\$17,798)</b>

### CD 100-27-255 (Building Inspector)

Account Line Item	Account Name	FY2020-21		FY2021-22	FY2021-22	FY2022-23	FY2022-23
		Adopted Budget	FY2020-21 Actual	Adopted Budget	08/18/22 Actual	Requested Budget	Recommended Budget
100-27-255-12050	Building Permits	\$80,000	\$111,585	\$82,000	\$114,325	\$80,000	\$80,000
100-27-255-16150	Building Department Fees	\$70,000	\$111,214	\$77,000	\$135,591	\$90,000	\$90,000
100-27-255-16151	Business License Casp Fee	\$0	\$0	\$0	\$0	\$0	\$0
100-27-255-18100	Operating Transfers In	\$0	\$0	\$0	\$0	\$0	\$0
	<b>Revenues Total</b>	<b>\$150,000</b>	<b>\$222,799</b>	<b>\$159,000</b>	<b>\$249,917</b>	<b>\$170,000</b>	<b>\$170,000</b>
100-27-255-21100	Salary And Wages	(\$255,943)	(\$267,053)	(\$290,933)	(\$252,568)	(\$279,301)	(\$279,301)
100-27-255-21120	Overtime	(\$8,000)	(\$1,203)	\$0	(\$1,578)	(\$74)	(\$74)
100-27-255-21130	Auto Allowance	\$0	\$0	\$0	\$0	\$0	\$0
100-27-255-21410	Holiday Pay	\$0	\$0	\$0	\$0	\$0	\$0
100-27-255-22100	Employee Benefits	(\$33,353)	(\$30,093)	(\$34,493)	(\$25,825)	(\$9,571)	(\$9,571)
100-27-255-22110	Employee Benefits - Health (Medical-Dental-Vision)	(\$39,600)	(\$16,623)	(\$22,062)	(\$15,466)	(\$36,180)	(\$36,180)
100-27-255-22120	Employee Benefits - PERS (ER Portion)	(\$62,963)	(\$63,178)	(\$73,846)	(\$66,779)	(\$70,875)	(\$70,875)
100-27-255-22125	PRST Contribution	\$0	\$0	\$0	\$0	(\$20,271)	(\$20,271)
100-27-255-30120	Uniform Allowance	\$0	\$0	\$0	\$0	\$0	\$0
100-27-255-30280	Telephone/Communications	(\$2,040)	(\$1,999)	(\$2,160)	(\$1,951)	(\$1,785)	(\$1,785)

## Community Development

100-27-255-30500	Workers' Comp Ins Expense	(\$4,992)	(\$4,992)	(\$4,364)	(\$4,364)	(\$4,188)	(\$4,188)
100-27-255-30510	Liability Insurance Expense	(\$3,158)	(\$3,158)	(\$2,556)	(\$2,556)	(\$3,094)	(\$3,094)
100-27-255-31200	Equip Maintenance & Repair	\$0	\$0	\$0	\$0	\$0	\$0
100-27-255-31400	Building/Land Maint & Repair	\$0	\$0	\$0	\$0	\$0	\$0
100-27-255-31700	Membership Fees	(\$1,200)	(\$1,093)	(\$1,200)	(\$220)	(\$1,200)	(\$1,200)
100-27-255-32000	Office Expense	(\$7,000)	(\$1,809)	(\$7,000)	(\$2,610)	(\$3,000)	(\$3,000)
100-27-255-32010	TECHNOLOGY EXPENSES	(\$6,366)	(\$6,366)	(\$5,916)	(\$5,916)	(\$9,535)	(\$9,535)
100-27-255-32020	Technology Expense-Software Licenses	(\$15,000)	(\$11,159)	(\$15,000)	(\$11,159)	(\$11,742)	(\$11,742)
100-27-255-32030	Copier Pool	\$0	\$0	\$0	\$0	(\$1,800)	(\$1,800)
100-27-255-32360	Consulting Services	\$0	\$0	\$0	\$0	\$0	\$0
100-27-255-32450	Contract Services	(\$40,000)	(\$42,777)	(\$59,974)	(\$65,822)	(\$85,000)	(\$85,000)
100-27-255-32500	Professional & Specialized Ser	\$0	\$0	\$0	\$0	\$0	\$0
100-27-255-33010	Small Tools & Instruments	\$0	\$0	\$0	\$0	\$0	\$0
100-27-255-33120	Special Department Expense	\$0	\$0	\$0	\$0	\$0	\$0
100-27-255-33350	Travel & Training Expense	(\$7,000)	(\$4,319)	(\$10,000)	(\$10,261)	(\$10,000)	(\$10,000)
100-27-255-33351	Vehicle Fuel Costs	(\$7,920)	(\$5,171)	(\$6,200)	(\$7,616)	(\$6,000)	(\$6,000)
100-27-255-33360	Motor Pool Expense	(\$20,200)	(\$17,917)	(\$24,987)	(\$26,852)	(\$22,534)	(\$22,534)
100-27-255-53030	Capital Equipment, \$5,000+	\$0	(\$6,410)	\$0	\$0	\$0	\$0
100-27-255-60100	Operating Transfers Out	\$0	\$0	\$0	\$0	\$0	\$0
100-27-255-70500	Credit Card Clearing Account	\$0	\$0	\$0	\$0	\$0	\$0
100-27-255-72960	A-87 Indirect Costs	\$0	\$0	\$0	\$0	\$0	\$0
100-27-255-90000	Prior Year GF Allocation	\$0	\$0	\$0	\$0	\$0	\$0
	<b>Expenses Total</b>	<b>(\$514,735)</b>	<b>(\$485,320)</b>	<b>(\$560,691)</b>	<b>(\$501,543)</b>	<b>(\$576,150)</b>	<b>(\$576,150)</b>
	<b>NET</b>	<b>(\$364,735)</b>	<b>(\$262,521)</b>	<b>(\$401,691)</b>	<b>(\$251,626)</b>	<b>(\$406,150)</b>	<b>(\$406,150)</b>

### CD 107-27-194 (Geothermal)

Account Line Item	Account Name	FY2020-21		FY2021-22		FY2022-23	
		Adopted Budget	FY2020-21 Actual	Adopted Budget	FY2021-22 Actual 08/18/22	Requested Budget	FY2022-23 Recommended Budget
107-27-194-14010	Interest Income	\$0	\$0	\$0	\$0	\$0	\$0
107-27-194-15750	Fed: Geothermal Royalties	\$0	\$0	\$0	\$0	\$0	\$0
107-27-194-15800	Long Valley Monitoring	\$0	\$0	\$0	\$0	\$0	\$0
107-27-194-17010	Miscellaneous Revenue	\$200,000	\$181,831	\$200,000	\$125,247	\$200,000	\$200,000
	<b>Revenues Total</b>	<b>\$200,000</b>	<b>\$181,831</b>	<b>\$200,000</b>	<b>\$125,247</b>	<b>\$200,000</b>	<b>\$200,000</b>
107-27-194-52015	Geothermal Projects	(\$200,000)	(\$112,775)	(\$200,000)	(\$80,645)	(\$200,000)	(\$200,000)
107-27-194-60100	Operating Transfers Out	\$0	\$0	\$0	\$0	\$0	\$0
	<b>Expenses Total</b>	<b>(\$200,000)</b>	<b>(\$112,775)</b>	<b>(\$200,000)</b>	<b>(\$80,645)</b>	<b>(\$200,000)</b>	<b>(\$200,000)</b>
	<b>Use of Fund Balance</b>	<b>\$0</b>	<b>\$69,056</b>	<b>\$0</b>	<b>\$44,602</b>	<b>\$0</b>	<b>\$0</b>

### CD 148-27-250 (CASP)

Account Line Item	Account Name	FY2020-21		FY2021-22		FY2022-23	
		Adopted Budget	FY2020-21 Actual	Adopted Budget	FY2021-22 Actual 08/18/22	Requested Budget	FY2022-23 Recommended Budget
148-27-255-14010	Interest Income	\$0	\$36	\$0	\$62	\$0	\$0
148-27-255-16151	Business License Casp Fee	\$1,500	\$3,314	\$2,000	\$2,969	\$2,000	\$2,000
148-27-255-18100	Operating Transfers In	\$0	\$0	\$0	\$0	\$0	\$0
	<b>Revenues Total</b>	<b>\$1,500</b>	<b>\$3,350</b>	<b>\$2,000</b>	<b>\$3,030</b>	<b>\$2,000</b>	<b>\$2,000</b>
148-27-255-33350	Travel & Training Expense	(\$1,500)	(\$1,058)	(\$2,000)	\$0	(\$2,000)	(\$2,000)
148-27-255-60100	Operating Transfers Out	\$0	\$0	\$0	\$0	\$0	\$0
	<b>Expenses Total</b>	<b>(\$1,500)</b>	<b>(\$1,058)</b>	<b>(\$2,000)</b>	<b>\$0</b>	<b>(\$2,000)</b>	<b>(\$2,000)</b>
	<b>Use of Fund Balance</b>	<b>\$0</b>	<b>\$2,292</b>	<b>\$0</b>	<b>\$3,030</b>	<b>\$0</b>	<b>\$0</b>

### CD 187-27-250 (CDD Grants)

Account Line Item	Account Name	FY2020-21		FY2021-22		FY2022-23	
		Adopted Budget	FY2020-21 Actual	Adopted Budget	FY2021-22 Actual 08/18/22	Requested Budget	FY2022-23 Recommended Budget
187-27-250-14010	Interest Income	\$0	\$813	\$0	\$463	\$0	\$0
187-27-250-15202	St: Misc State Grants	\$0	\$0	\$0	\$0	\$0	\$0
187-27-250-15819	Fed: Misc Fed Grants	\$5,000	\$2,179	\$5,000	\$847	\$0	\$0
187-27-250-15900	Oth: Other Govt Agencies	\$133,414	\$2,891	\$393,414	\$73,322	\$504,415	\$504,415
187-27-250-17010	Miscellaneous Revenue	\$0	\$0	\$0	\$0	\$0	\$0
	<b>Revenues Total</b>	<b>\$138,414</b>	<b>\$5,883</b>	<b>\$398,414</b>	<b>\$74,632</b>	<b>\$504,415</b>	<b>\$504,415</b>
187-27-250-21100	Salary And Wages	(\$15,000)	(\$1,066)	(\$35,000)	\$0	(\$61,929)	(\$61,929)
187-27-250-22100	Employee Benefits	(\$15,000)	\$0	\$0	\$0	\$0	\$0
187-27-250-32450	Contract Services	(\$108,414)	\$0	(\$348,414)	(\$149,896)	(\$442,486)	(\$442,486)
187-27-250-52011	Buildings & Improvements	\$0	\$0	\$0	\$0	\$0	\$0



## Community Development

<i>Expenses Total</i>	(\$138,414)	(\$1,066)	(\$383,414)	(\$149,896)	(\$504,415)	(\$504,415)
<i>Use of Fund Balance</i>	\$0	\$4,817	\$15,000	(\$75,264)	\$0	\$0

# COUNTY ADMINISTRATOR'S OFFICE

**Robert C. Lawton**  
**County Administrative Officer**

The Department's mission is to plan and direct the day-to-day operation of County government, while ensuring that federal, state, and local laws and Board policies and directives are executed in an effective, efficient, and accountable manner.

## BUDGET AT A GLANCE

Total Expenditures	(\$5,729,201)
Total Grant/Earned/ Govt Revenues	\$1,393,855
Total Use of Fund Balance	\$679,285
Total General Fund Contribution	(\$3,656,061)
Total Staff	10
% funded by General Fund	64%

## DEPARTMENT SERVICES OVERVIEW

**Administration (Office of the County Administrative Officer).** In addition to providing administration and executive management services to the County, the department also includes the divisions of Budget, Emergency Operations, Housing Opportunities, Human Resources, and Sustainable Recreation. Additionally, the department also oversees the work of the contracted Communications Manager, Agriculture Commissioner, Farm Advisor, and Veterans Services Officer.

### CHALLENGES, ISSUES & OPPORTUNITIES

Key challenges for the County Administration Department during FY2022-23 include:

- Supporting all levels, of the County workforce during a time of unprecedented uncertainty
- Continuing the mitigation of, and response to, the COVID-19 pandemic
- Stewardship of County resources during the continued economic downturn
- Solving vacancies at the senior staff and other levels; and,
- Addressing the ongoing need for additional workforce housing throughout Mono County

For more information, call (760) 932-5410, or visit <https://monocounty.ca.gov/cao>

## REQUESTED BUDGET CHANGES FOR FY2022-23

- As a continuation of transferring budget operations back to the CAO's office, requesting to move the current Accountant IV position into the CAO's office, from the Finance Department;
- Requesting increased funding for continued housing funds for addressing the current housing crisis
- Requesting funding for the new Office of Emergency Operations

# ACCOMPLISHMENTS AND OBJECTIVES

## FY2021-22 Accomplishments

- Worked with the Board of Supervisors to revise our County Strategic Plan Update and develop actionable items for the four strategic focus areas – Safe and Healthy Communities, A Thriving Economy, Workforce and Operational Excellence, and Sustainable Public Lands
- Coordinated the County response to the COVID-19 crisis, working directly with County staff, as well as Town Hospital, State and Federal personnel to ensure continued County operations
- Worked closely with staff on the finalization of several large capital improvement projects including the completion of the Civic Center in Mammoth, as well as preparation for the coming County jail facility
- Managed County operations through the ongoing local, state, and nationwide workforce shortage by widening our search efforts to include alternative methods of outreach, use of consultants when necessary, and creative contract language with potential candidates

## FY2022-24 Strategic Plan Objectives

Since Budget workshop the below changes have been made:

- Changes for public defender in anticipation of the Death Penalty case:
  - Three public defenders and one investigator are on contract with corresponding budget
- Moves Eastern Sustainable Recreation Coordinator back into Public Works
- Adjusted CSA 1 budget as per request in June
- Contract Services for Human Resources support policy manual creation and organizational change management. As well as addition of translation services and JEDI.
- Changes to accommodate new function of Office of Emergency Management
- Addition of contact services for the Ferguson Group for lobbying

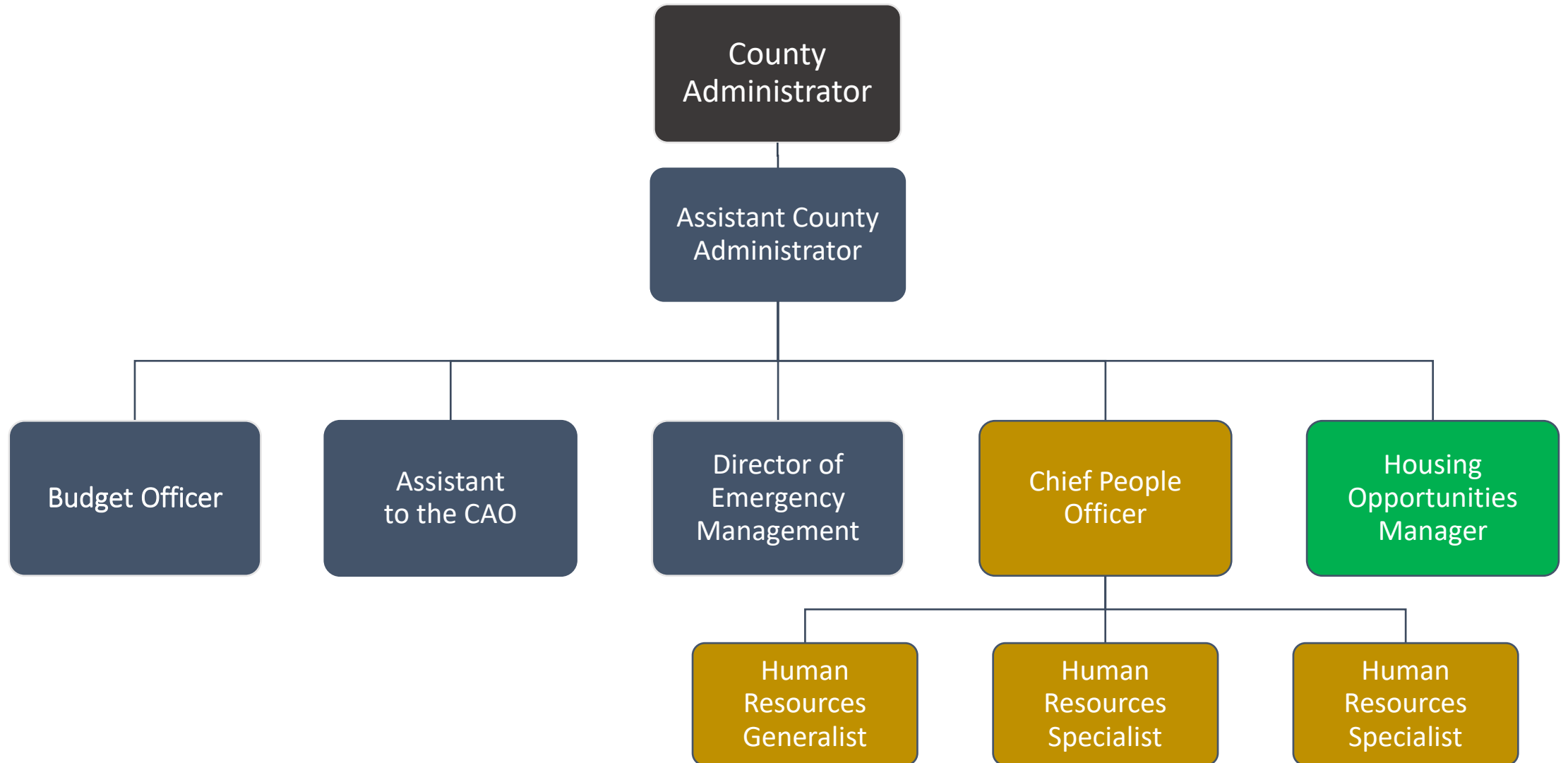
## FY2022-23 Objectives

- Move forward with our efforts to improve the housing opportunities in the County by creating a workplan on housing opportunities, including actionable and achievable goals
- Complete Countywide fee-study analysis and recommend increased fees where appropriate to the Board for consideration
- Complete the transition of several of our software and hardware programs due to end-of-life issues, including our Innoprise staff interface and the Novus agenda management systems
- Implement the Office of Emergency Operations by hiring the currently approved manager and planner for that office and creating a work plan and operations plan



# COUNTY ADMINISTRATION

## Departmental Organizational Chart



## County Administrator

### CA 100-11-020 (County Administration)

Account Line Item	Account Name	FY2020-21		FY2021-22	FY2021-22	FY2022-23	FY2022-23
		Adopted Budget	FY2020-21 Actual	Adopted Budget	08/18/22 Actual	Requested Budget	Recommended Budget
100-11-020-12060	Filming Permits	\$2,400	\$2,600	\$2,400	\$1,950	\$2,400	\$2,400
100-11-020-14050	Rental Income	\$5,000	\$0	\$0	\$0	\$0	\$0
100-11-020-16611	Special Event Insurance	\$800	\$0	\$800	\$0	\$400	\$400
100-11-020-17010	Miscellaneous Revenue	\$0	\$40	\$0	\$0	\$0	\$0
100-11-020-17130	Electronic Key Fee	\$0	\$30	\$0	\$0	\$0	\$0
100-11-020-18100	Operating Transfers In	\$0	\$0	\$0	\$0	\$0	\$0
100-11-020-18960	A-87 Indirect Costs	\$0	\$0	\$0	\$0	\$0	\$0
<b>Revenues Total</b>		<b>\$8,200</b>	<b>\$2,670</b>	<b>\$3,200</b>	<b>\$1,950</b>	<b>\$2,800</b>	<b>\$2,800</b>
100-11-020-21100	Salary And Wages	(\$745,363)	(\$782,385)	(\$796,835)	(\$545,493)	(\$1,143,471)	(\$1,143,471)
100-11-020-21120	Overtime	\$0	(\$5,891)	\$0	(\$10,660)	\$0	\$0
100-11-020-21130	Auto Allowance	\$0	\$0	\$0	\$0	\$0	\$0
100-11-020-21410	Holiday Pay	\$0	\$0	\$0	\$0	\$0	\$0
100-11-020-22100	Employee Benefits	(\$87,067)	(\$88,694)	(\$86,075)	(\$65,226)	(\$37,434)	(\$37,434)
100-11-020-22110	Employee Benefits - Health (Medical-Dental-Vision)	(\$89,634)	(\$74,586)	(\$73,946)	(\$73,650)	(\$198,647)	(\$198,647)
100-11-020-22120	Employee Benefits - PERS (ER Portion)	(\$177,672)	(\$186,839)	(\$219,947)	(\$224,223)	(\$326,568)	(\$326,568)
100-11-020-22125	PRST Contribution	\$0	\$0	\$0	\$0	(\$83,236)	(\$83,236)
100-11-020-30120	Uniform Allowance	\$0	\$0	\$0	\$0	\$0	\$0
100-11-020-30280	Telephone/Communications	(\$4,865)	(\$2,350)	(\$5,539)	(\$5,919)	(\$8,700)	(\$8,700)
100-11-020-30500	Workers' Comp Ins Expense	(\$27,102)	(\$27,102)	(\$28,854)	(\$28,854)	(\$27,297)	(\$27,297)
100-11-020-30510	Liability Insurance Expense	(\$6,616)	(\$6,616)	(\$8,195)	(\$8,195)	(\$7,123)	(\$7,123)
100-11-020-31200	Equip Maintenance & Repair	\$0	\$0	\$0	\$0	\$0	\$0
100-11-020-31700	Membership Fees	(\$3,500)	(\$1,838)	\$0	(\$1,563)	(\$2,695)	(\$2,695)
100-11-020-32000	Office Expense	(\$7,500)	(\$12,195)	\$0	(\$33,652)	(\$12,250)	(\$12,250)
100-11-020-32010	TECHNOLOGY EXPENSES	(\$11,430)	(\$11,346)	(\$13,516)	(\$14,428)	(\$16,774)	(\$16,774)
100-11-020-32020	Technology Expense-Software Licenses	(\$23,000)	(\$12,646)	(\$10,000)	(\$17,420)	(\$25,584)	(\$25,584)
100-11-020-32030	Copier Pool	\$0	\$0	\$0	\$0	(\$4,240)	(\$4,240)
100-11-020-32360	Consulting Services	(\$50,000)	(\$53,094)	(\$20,000)	(\$13,157)	(\$35,000)	(\$35,000)
100-11-020-32390	Legal Services	\$0	\$0	\$0	\$0	\$0	\$0
100-11-020-32450	Contract Services	(\$23,500)	(\$7,154)	(\$100,000)	(\$222,256)	(\$306,000)	(\$306,000)
100-11-020-32500	Professional & Specialized Ser	\$0	(\$380)	\$0	(\$22)	\$0	\$0
100-11-020-32950	Rents & Leases - Real Property	(\$91,906)	\$0	(\$92,896)	\$0	\$0	\$0
100-11-020-33120	Special Department Expense	(\$1,000)	(\$9,538)	\$0	(\$106)	\$0	\$0
100-11-020-33140	Recruiting Expenses	(\$20,000)	(\$10,281)	(\$15,000)	(\$67,340)	(\$60,000)	(\$60,000)
100-11-020-33151	Special Event Insurance Costs	\$0	\$0	\$0	\$0	\$0	\$0
100-11-020-33350	Travel & Training Expense	(\$5,000)	(\$1,758)	(\$5,000)	(\$12,621)	(\$16,000)	(\$16,000)
100-11-020-33351	Vehicle Fuel Costs	(\$5,480)	(\$697)	(\$204)	(\$2,640)	(\$6,000)	(\$6,000)
100-11-020-33360	Motor Pool Expense	(\$6,943)	(\$2,298)	(\$1,057)	(\$9,273)	(\$13,882)	(\$13,882)
100-11-020-33602	Civic Center Utilities	\$0	(\$4,708)	\$0	(\$9,371)	(\$10,160)	(\$10,160)
100-11-020-60100	Operating Transfers Out	\$0	(\$88,037)	\$0	(\$87,457)	\$0	\$0
100-11-020-60110	Civic Center Rent	\$0	\$0	\$0	\$0	(\$88,044)	(\$88,044)
100-11-020-70500	Credit Card Clearing Account	\$0	\$0	\$0	(\$696)	\$0	\$0
<b>Expenses Total</b>		<b>(\$1,387,578)</b>	<b>(\$1,390,434)</b>	<b>(\$1,477,064)</b>	<b>(\$1,454,223)</b>	<b>(\$2,429,105)</b>	<b>(\$2,429,105)</b>
<b>NET</b>		<b>(\$1,379,378)</b>	<b>(\$1,387,763)</b>	<b>(\$1,473,864)</b>	<b>(\$1,452,273)</b>	<b>(\$2,426,305)</b>	<b>(\$2,426,305)</b>

### CA 100-21-076 (Public Defender)

Account Line Item	Account Name	FY2020-21		FY2021-22	FY2021-22	FY2022-23	FY2022-23
		Adopted Budget	FY2020-21 Actual	Adopted Budget	08/18/22 Actual	Requested Budget	Recommended Budget
100-21-076-13070	Small Claims Advice -Court Fin	\$300	\$322	\$300	\$246	\$0	\$0
100-21-076-15437	Realignment Backfill Support	\$0	\$376	\$0	\$0	\$0	\$0
100-21-076-15443	St: 2011 Realignment	\$4,500	\$6,499	\$5,250	\$9,524	\$6,000	\$6,000
100-21-076-16050	Legal Services	\$8,600	\$5,647	\$6,000	\$0	\$6,000	\$6,000
100-21-076-16980	Public Defender Contract Fees	\$12,750	\$8,820	\$3,000	\$5,340	\$3,000	\$3,000
100-21-076-18100	Operating Transfers In	\$0	\$0	\$0	\$0	\$0	\$0
<b>Revenues Total</b>		<b>\$26,150</b>	<b>\$21,664</b>	<b>\$14,550</b>	<b>\$15,110</b>	<b>\$15,000</b>	<b>\$15,000</b>
100-21-076-32390	Legal Services	\$0	(\$7,556)	\$0	\$0	\$0	\$0
100-21-076-32450	Contract Services	(\$520,920)	(\$532,820)	(\$534,205)	(\$659,888)	(\$641,868)	(\$641,868)
100-21-076-32500	Professional & Specialized Ser	(\$168,500)	(\$132,557)	(\$168,500)	(\$94,585)	(\$130,000)	(\$130,000)
100-21-076-33120	Special Department Expense	\$0	\$0	(\$250,000)	(\$46,783)	(\$250,000)	(\$250,000)
100-21-076-72960	A-87 Indirect Costs	\$0	\$0	\$0	\$0	\$0	\$0
<b>Expenses Total</b>		<b>(\$689,420)</b>	<b>(\$672,932)</b>	<b>(\$952,705)</b>	<b>(\$801,256)</b>	<b>(\$1,021,868)</b>	<b>(\$1,021,868)</b>
<b>NET</b>		<b>(\$663,270)</b>	<b>(\$651,269)</b>	<b>(\$938,155)</b>	<b>(\$786,147)</b>	<b>(\$1,006,868)</b>	<b>(\$1,006,868)</b>

County Administrator

CA 100-21-077 (Grand Jury)

Account Line Item	Account Name	FY2020-21		FY2021-22	FY2021-22	FY2022-23	FY2022-23
		Adopted Budget	FY2020-21 Actual	Adopted Budget	08/18/22 Actual	Requested Budget	Recommended Budget
100-21-077-31010	Jury And Witness Expense	(\$9,000)	(\$7,674)	(\$6,000)	(\$633)	(\$3,000)	(\$3,000)
100-21-077-32000	Office Expense	(\$1,000)	(\$1,528)	(\$10,000)	(\$6,992)	(\$7,000)	(\$7,000)
100-21-077-32010	TECHNOLOGY EXPENSES	\$0	\$0	\$0	(\$7,673)	\$0	\$0
100-21-077-32020	Technology Expense-Software Licenses	\$0	(\$2,880)	(\$3,000)	(\$2,880)	(\$3,000)	(\$3,000)
100-21-077-32500	Professional & Specialized Ser	\$0	\$0	\$0	\$0	\$0	\$0
100-21-077-33350	Travel & Training Expense	\$0	(\$2,200)	(\$2,500)	(\$360)	(\$1,000)	(\$1,000)
	<b>Expenses Total</b>	<b>(\$10,000)</b>	<b>(\$14,282)</b>	<b>(\$21,500)</b>	<b>(\$18,538)</b>	<b>(\$14,000)</b>	<b>(\$14,000)</b>
	<b>NET</b>	<b>(\$10,000)</b>	<b>(\$14,282)</b>	<b>(\$21,500)</b>	<b>(\$18,538)</b>	<b>(\$14,000)</b>	<b>(\$14,000)</b>

CA 100-26-074 (Ag Commissioner)

Account Line Item	Account Name	FY2020-21		FY2021-22	FY2021-22	FY2022-23	FY2022-23
		Adopted Budget	FY2020-21 Actual	Adopted Budget	08/18/22 Actual	Requested Budget	Recommended Budget
100-26-074-15430	St: Ag Comm/Weights & Measures	\$99,548	\$100,786	\$99,000	\$146,823	\$146,823	\$146,823
	<b>Revenues Total</b>	<b>\$99,548</b>	<b>\$100,786</b>	<b>\$99,000</b>	<b>\$146,823</b>	<b>\$146,823</b>	<b>\$146,823</b>
100-26-074-32500	Professional & Specialized Ser	(\$184,625)	(\$241,107)	(\$241,778)	(\$261,605)	(\$253,214)	(\$253,214)
100-26-074-72960	A-87 Indirect Costs	\$0	\$0	\$0	\$0	\$0	\$0
	<b>Expenses Total</b>	<b>(\$184,625)</b>	<b>(\$241,107)</b>	<b>(\$241,778)</b>	<b>(\$261,605)</b>	<b>(\$253,214)</b>	<b>(\$253,214)</b>
	<b>NET</b>	<b>(\$85,077)</b>	<b>(\$140,321)</b>	<b>(\$142,778)</b>	<b>(\$114,782)</b>	<b>(\$106,391)</b>	<b>(\$106,391)</b>

CA 100-27/17-251 (Housing Development)

Account Line Item	Account Name	FY2020-21		FY2021-22	FY2021-22	FY2022-23	FY2022-23
		Adopted Budget	FY2020-21 Actual	Adopted Budget	08/18/22 Actual	Requested Budget	Recommended Budget
100-17-251-14100	Housing Rent	\$15,000	\$11,250	\$15,000	\$0	\$15,000	\$15,000
	<b>Revenues Total</b>	<b>\$15,000</b>	<b>\$11,250</b>	<b>\$15,000</b>	<b>\$0</b>	<b>\$15,000</b>	<b>\$15,000</b>
100-17-251-30510	Liability Insurance Expense	\$0	\$0	\$0	\$0	(\$1,530)	(\$1,530)
100-27-251-30500	Workers' Comp Ins Expense	\$0	\$0	\$0	\$0	(\$2,809)	(\$2,809)
100-27-251-31400	Building/Land Maint & Repair	(\$9,000)	\$0	(\$9,000)	\$0	(\$10,661)	(\$10,661)
100-27-251-32450	Contract Services	(\$3,000)	\$0	(\$3,000)	\$0	\$0	\$0
100-27-251-33600	Utilities	(\$3,000)	\$0	(\$3,000)	\$0	\$0	\$0
	<b>Expenses Total</b>	<b>(\$15,000)</b>	<b>\$0</b>	<b>(\$15,000)</b>	<b>\$0</b>	<b>(\$15,000)</b>	<b>(\$15,000)</b>
	<b>NET</b>	<b>\$0</b>	<b>\$11,250</b>	<b>\$0</b>	<b>\$0</b>	<b>\$0</b>	<b>\$0</b>

CA 100-55-073 (Veteran Services)

Account Line Item	Account Name	FY2020-21		FY2021-22	FY2021-22	FY2022-23	FY2022-23
		Adopted Budget	FY2020-21 Actual	Adopted Budget	08/18/22 Actual	Requested Budget	Recommended Budget
100-55-073-15475	St: Office Of Veteran Affairs	\$0	\$0	\$0	\$0	\$0	\$0
	<b>Revenues Total</b>	<b>\$0</b>	<b>\$0</b>	<b>\$0</b>	<b>\$0</b>	<b>\$0</b>	<b>\$0</b>
100-55-073-47010	Contributions To Other Governm	(\$59,710)	(\$39,157)	(\$50,000)	\$0	(\$50,000)	(\$50,000)
	<b>Expenses Total</b>	<b>(\$59,710)</b>	<b>(\$39,157)</b>	<b>(\$50,000)</b>	<b>\$0</b>	<b>(\$50,000)</b>	<b>(\$50,000)</b>
	<b>NET</b>	<b>(\$59,710)</b>	<b>(\$39,157)</b>	<b>(\$50,000)</b>	<b>\$0</b>	<b>(\$50,000)</b>	<b>(\$50,000)</b>

CA 100-63-072 (Farm Advisor)

Account Line Item	Account Name	FY2020-21		FY2021-22	FY2021-22	FY2022-23	FY2022-23
		Adopted Budget	FY2020-21 Actual	Adopted Budget	08/18/22 Actual	Requested Budget	Recommended Budget
100-63-072-15029	Fed: Agriculture	\$1,000	\$1,175	\$1,000	\$872	\$0	\$0
	<b>Revenues Total</b>	<b>\$1,000</b>	<b>\$1,175</b>	<b>\$1,000</b>	<b>\$872</b>	<b>\$0</b>	<b>\$0</b>
100-63-072-32450	Contract Services	(\$39,300)	(\$44,925)	(\$52,000)	(\$47,777)	(\$52,497)	(\$52,497)
100-63-072-72960	A-87 Indirect Costs	\$0	\$0	\$0	\$0	\$0	\$0
	<b>Expenses Total</b>	<b>(\$39,300)</b>	<b>(\$44,925)</b>	<b>(\$52,000)</b>	<b>(\$47,777)</b>	<b>(\$52,497)</b>	<b>(\$52,497)</b>
	<b>NET</b>	<b>(\$38,300)</b>	<b>(\$43,750)</b>	<b>(\$51,000)</b>	<b>(\$46,905)</b>	<b>(\$52,497)</b>	<b>(\$52,497)</b>

County Administrator

CA 160-10-225 (CSA 1)

Account Line Item	Account Name	FY2020-21		FY2021-22	FY2021-22	FY2022-23	FY2022-23
		Adopted Budget	FY2020-21 Actual	Adopted Budget	08/18/22 Actual	Requested Budget	Recommended Budget
160-10-225-10020	Prop Tax -Current Secured	\$177,200	\$189,474	\$165,400	\$205,800	\$190,000	\$190,000
160-10-225-10030	Prop Tax -Current Unsecured	\$0	\$0	\$13,000	\$0	\$13,300	\$13,300
160-10-225-14010	Interest Income	\$5,000	\$5,620	\$5,000	\$7,359	\$2,000	\$2,000
160-10-225-14080	Repeater Tower Rent	\$2,640	\$3,618	\$3,168	\$4,746	\$0	\$0
160-10-225-15601	Fed: Fcc Grant	\$0	\$0	\$0	\$0	\$0	\$0
160-10-225-16055	Special Assessments	\$0	\$0	\$0	\$0	\$0	\$0
160-10-225-16215	Community Garden Fees	\$200	\$125	\$200	\$0	\$100	\$100
160-10-225-16216	Community Citizen Program Fees	\$300	\$0	\$300	\$0	\$0	\$0
160-10-225-17010	Miscellaneous Revenue	\$5,000	\$0	\$3,000	\$0	\$7,500	\$7,500
160-10-225-17050	Donations & Contributions	\$0	\$0	\$0	\$0	\$0	\$0
	<b>Revenues Total</b>	<b>\$190,340</b>	<b>\$198,837</b>	<b>\$190,068</b>	<b>\$217,905</b>	<b>\$212,900</b>	<b>\$212,900</b>
160-10-225-21100	Salary And Wages	(\$6,627)	(\$1,063)	(\$5,972)	(\$8,861)	(\$12,313)	(\$12,313)
160-10-225-22100	Employee Benefits	(\$573)	(\$92)	(\$528)	(\$778)	(\$2,205)	(\$2,205)
160-10-225-30280	Telephone/Communications	\$0	\$0	\$0	\$0	\$0	\$0
160-10-225-31200	Equip Maintenance & Repair	\$0	\$0	\$0	\$0	\$0	\$0
160-10-225-31400	Building/Land Maint & Repair	(\$900)	\$0	(\$21,300)	(\$35,982)	(\$50,000)	(\$50,000)
160-10-225-32000	Office Expense	(\$600)	(\$713)	(\$600)	(\$375)	(\$600)	(\$600)
160-10-225-32010	TECHNOLOGY EXPENSES	\$0	\$0	\$0	\$0	\$0	\$0
160-10-225-32450	Contract Services	(\$24,000)	\$0	(\$15,000)	(\$1,360)	(\$10,000)	(\$10,000)
160-10-225-32500	Professional & Specialized Ser	(\$50,125)	(\$11,553)	(\$125)	(\$12,756)	(\$20,000)	(\$20,000)
160-10-225-32860	Rents & Leases - Other	\$0	(\$169)	\$0	(\$25)	\$0	\$0
160-10-225-32950	Rents & Leases - Real Property	(\$600)	(\$1,800)	(\$1,375)	(\$1,200)	(\$1,200)	(\$1,200)
160-10-225-33120	Special Department Expense	\$0	(\$1,795)	(\$3,600)	(\$3,967)	(\$5,000)	(\$5,000)
160-10-225-33600	Utilities	(\$400)	(\$2,767)	(\$500)	(\$2,632)	(\$1,000)	(\$1,000)
160-10-225-52010	Land & Improvements	\$0	\$0	(\$25,000)	\$0	(\$7,500)	(\$7,500)
160-10-225-53030	Capital Equipment, \$5,000+	\$0	\$0	\$0	\$0	(\$250,000)	(\$250,000)
160-10-225-60100	Operating Transfers Out	(\$30,000)	\$0	\$0	\$0	\$0	\$0
160-10-225-91010	Contingency	(\$5,000)	\$0	(\$5,000)	(\$2,828)	(\$10,000)	(\$10,000)
	<b>Expenses Total</b>	<b>(\$118,825)</b>	<b>(\$19,952)</b>	<b>(\$79,000)</b>	<b>(\$70,765)</b>	<b>(\$369,817)</b>	<b>(\$369,817)</b>
	<b>Use of Fund Balance</b>	<b>\$71,515</b>	<b>\$178,885</b>	<b>\$111,068</b>	<b>\$147,140</b>	<b>(\$156,917)</b>	<b>(\$156,917)</b>

CA 162-10-226 (CSA 2)

Account Line Item	Account Name	FY2020-21		FY2021-22	FY2021-22	FY2022-23	FY2022-23
		Adopted Budget	FY2020-21 Actual	Adopted Budget	08/18/22 Actual	Requested Budget	Recommended Budget
162-10-226-10020	Prop Tax -Current Secured	\$0	\$0	\$0	\$0	\$0	\$0
162-10-226-14010	Interest Income	\$1,000	\$3,084	\$0	\$2,917	\$0	\$0
162-10-226-15601	Fed: Fcc Grant	\$0	\$0	\$0	\$0	\$0	\$0
162-10-226-16055	Special Assessments	\$0	\$1,697	\$0	\$119	\$0	\$0
162-10-226-17010	Miscellaneous Revenue	\$0	\$0	\$0	\$0	\$0	\$0
162-10-226-18010	Sale Of Surplus Assets	\$0	\$0	\$0	\$0	\$0	\$0
162-10-226-18020	Sale Of Surplus Supplies/Equip	\$0	\$0	\$0	\$0	\$0	\$0
	<b>Revenues Total</b>	<b>\$1,000</b>	<b>\$4,780</b>	<b>\$0</b>	<b>\$3,036</b>	<b>\$0</b>	<b>\$0</b>
162-10-226-21100	Salary And Wages	\$0	\$0	\$0	\$0	\$0	\$0
162-10-226-22100	Employee Benefits	\$0	\$0	\$0	\$0	\$0	\$0
162-10-226-30280	Telephone/Communications	\$0	\$0	\$0	(\$29)	\$0	\$0
162-10-226-31200	Equip Maintenance & Repair	(\$10,000)	\$0	(\$10,000)	\$0	\$0	\$0
162-10-226-32000	Office Expense	(\$200)	\$0	(\$200)	\$0	\$0	\$0
162-10-226-32010	TECHNOLOGY EXPENSES	\$0	\$0	\$0	\$0	\$0	\$0
162-10-226-32450	Contract Services	(\$50,000)	\$0	(\$50,000)	\$0	\$0	\$0
162-10-226-32500	Professional & Specialized Ser	\$0	\$0	\$0	\$0	\$0	\$0
162-10-226-33120	Special Department Expense	(\$2,500)	\$0	(\$2,500)	\$0	\$0	\$0
162-10-226-33600	Utilities	(\$1,000)	\$0	(\$1,000)	\$0	\$0	\$0
162-10-226-53030	Capital Equipment, \$5,000+	\$0	\$0	\$0	\$0	\$0	\$0
162-10-226-91010	Contingency	\$0	\$0	\$0	\$0	\$0	\$0
	<b>Expenses Total</b>	<b>(\$63,700)</b>	<b>\$0</b>	<b>(\$63,700)</b>	<b>(\$29)</b>	<b>\$0</b>	<b>\$0</b>
	<b>Use of Fund Balance</b>	<b>(\$62,700)</b>	<b>\$4,780</b>	<b>(\$63,700)</b>	<b>\$3,007</b>	<b>\$0</b>	<b>\$0</b>

County Administrator

CA 163-10-227 (CSA 5)

Account Line Item	Account Name	FY2020-21		FY2021-22	FY2021-22	FY2022-23	FY2022-23
		Adopted Budget	FY2020-21 Actual	Adopted Budget	08/18/22 Actual	Requested Budget	Recommended Budget
163-10-227-10020	Prop Tax -Current Secured	\$46,920	\$58,414	\$55,000	\$62,885	\$62,000	\$62,000
163-10-227-14010	Interest Income	\$4,500	\$8,015	\$3,000	\$8,200	\$2,000	\$2,000
163-10-227-16055	Special Assessments	\$0	\$0	\$0	\$0	\$0	\$0
163-10-227-17010	Miscellaneous Revenue	\$0	\$5,332	\$0	\$5,332	\$5,332	\$5,332
<b>Revenues Total</b>		<b>\$51,420</b>	<b>\$71,761</b>	<b>\$58,000</b>	<b>\$76,416</b>	<b>\$69,332</b>	<b>\$69,332</b>
163-10-227-21100	Salary And Wages	\$0	\$0	\$0	\$0	\$0	\$0
163-10-227-22100	Employee Benefits	\$0	\$0	\$0	\$0	\$0	\$0
163-10-227-30280	Telephone/Communications	\$0	\$0	\$0	\$0	\$0	\$0
163-10-227-31200	Equip Maintenance & Repair	\$0	\$0	\$0	\$0	\$0	\$0
163-10-227-32000	Office Expense	(\$500)	(\$150)	(\$500)	(\$150)	(\$500)	(\$500)
163-10-227-32010	TECHNOLOGY EXPENSES	\$0	\$0	\$0	\$0	\$0	\$0
163-10-227-32450	Contract Services	(\$17,000)	(\$5,507)	(\$17,000)	(\$5,804)	(\$14,500)	(\$14,500)
163-10-227-32500	Professional & Specialized Ser	(\$27,500)	(\$3,755)	(\$27,500)	(\$1,279)	(\$22,500)	(\$22,500)
163-10-227-32950	Rents & Leases - Real Property	\$0	\$0	\$0	\$0	\$0	\$0
163-10-227-33120	Special Department Expense	(\$50,000)	\$0	(\$50,000)	(\$920)	(\$55,000)	(\$55,000)
163-10-227-33600	Utilities	(\$2,000)	(\$547)	(\$2,000)	(\$538)	(\$2,500)	(\$2,500)
163-10-227-47010	Contributions To Other Governm	\$0	\$0	\$0	\$0	\$0	\$0
163-10-227-52011	Buildings & Improvements	\$0	(\$3,305)	\$0	(\$2,249)	(\$155,000)	(\$155,000)
163-10-227-53030	Capital Equipment, \$5,000+	\$0	\$0	\$0	\$0	(\$335,000)	(\$335,000)
163-10-227-60100	Operating Transfers Out	(\$390,000)	\$0	(\$395,000)	\$0	\$0	\$0
163-10-227-91010	Contingency	\$0	\$0	\$0	\$0	\$0	\$0
<b>Expenses Total</b>		<b>(\$487,000)</b>	<b>(\$13,264)</b>	<b>(\$492,000)</b>	<b>(\$10,940)</b>	<b>(\$585,000)</b>	<b>(\$585,000)</b>
<b>Use of Fund Balance</b>		<b>(\$435,580)</b>	<b>\$58,496</b>	<b>(\$434,000)</b>	<b>\$65,476</b>	<b>(\$515,668)</b>	<b>(\$515,668)</b>

CA 185-00-000 (CDBG/HOME Grants)

Account Line Item	Account Name	FY2020-21		FY2021-22	FY2021-22	FY2022-23	FY2022-23
		Adopted Budget	FY2020-21 Actual	Adopted Budget	08/18/22 Actual	Requested Budget	Recommended Budget
185-00-000-14010	Interest Income	\$0	(\$485)	\$0	\$2,085	\$0	\$0
185-00-000-15501	Fed: Cdbg Housing Grant	\$400,000	\$55,347	\$374,484	\$90,126	\$0	\$0
185-00-000-15505	Fed: FTHB Housing Grant	\$500,000	\$0	\$500,000	\$0	\$500,000	\$500,000
185-00-000-17500	Loan Repayments	\$0	\$0	\$0	\$268,500	\$0	\$0
185-19-190-14010	Interest Income	\$0	\$0	\$0	\$0	\$0	\$0
185-19-190-15501	Fed: Cdbg Housing Grant	\$0	\$0	\$0	\$0	\$0	\$0
185-19-190-17500	Loan Repayments	\$0	\$0	\$0	\$0	\$0	\$0
<b>Revenues Total</b>		<b>\$900,000</b>	<b>\$54,862</b>	<b>\$874,484</b>	<b>\$360,711</b>	<b>\$500,000</b>	<b>\$500,000</b>
185-00-000-21100	Salary And Wages	(\$4,361)	(\$5,280)	(\$4,361)	(\$3,155)	\$0	\$0
185-00-000-22100	Employee Benefits	(\$4,361)	\$0	(\$4,361)	\$0	\$0	\$0
185-00-000-32450	Contract Services	(\$245,678)	(\$50,066)	(\$365,762)	(\$114,727)	\$0	\$0
185-00-000-32506	Professional & Specialized Ser-Inmate Welfare	(\$200,000)	\$0	\$0	\$0	\$0	\$0
185-00-000-33120	Special Department Expense	(\$445,600)	\$0	(\$500,000)	\$0	(\$500,000)	(\$500,000)
185-00-000-33135	Special Dept - Loan Disbursements	\$0	\$0	\$0	\$0	\$0	\$0
185-00-000-52011	Buildings & Improvements	\$0	\$0	\$0	\$0	\$0	\$0
185-00-000-60100	Operating Transfers Out	\$0	\$0	\$0	\$0	\$0	\$0
185-19-190-21100	Salary And Wages	\$0	\$0	\$0	\$0	\$0	\$0
185-19-190-22100	Employee Benefits	\$0	\$0	\$0	\$0	\$0	\$0
185-19-190-32450	Contract Services	\$0	\$0	\$0	\$0	\$0	\$0
185-19-190-33135	Special Dept - Loan Disbursements	\$0	\$0	\$0	(\$225,000)	\$0	\$0
<b>Expenses Total</b>		<b>(\$900,000)</b>	<b>(\$55,346)</b>	<b>(\$874,484)</b>	<b>(\$342,883)</b>	<b>(\$500,000)</b>	<b>(\$500,000)</b>
<b>Use of Fund Balance</b>		<b>\$0</b>	<b>(\$484)</b>	<b>\$0</b>	<b>\$17,828</b>	<b>\$0</b>	<b>\$0</b>

CA 188-27-251 (Affordable Housing)

Account Line Item	Account Name	FY2020-21		FY2021-22	FY2021-22	FY2022-23	FY2022-23
		Adopted Budget	FY2020-21 Actual	Adopted Budget	08/18/22 Actual	Requested Budget	Recommended Budget
188-27-251-14010	Interest Income	\$0	\$18,620	\$0	\$9,994	\$10,000	\$10,000
188-27-251-15498	St: Misc State Revenue	\$0	\$0	\$0	\$0	\$0	\$0
188-27-251-17010	Miscellaneous Revenue	\$0	\$0	\$0	\$0	\$0	\$0
188-27-251-17160	Housing Mitigation/Fund 99	\$0	\$15,081	\$0	\$52,238	\$20,000	\$20,000
188-27-251-18050	Sale Of Real Property	\$0	\$0	\$0	\$0	\$137,000	\$137,000
188-27-251-18100	Operating Transfers In	\$0	\$0	\$0	\$0	\$200,000	\$200,000
<b>Revenues Total</b>		<b>\$0</b>	<b>\$33,701</b>	<b>\$0</b>	<b>\$62,232</b>	<b>\$367,000</b>	<b>\$367,000</b>



## County Administrator

188-27-251-21100	Salary And Wages	(\$121,945)	\$0	(\$109,754)	(\$35,510)	\$0	\$0
188-27-251-21130	Auto Allowance	\$0	\$0	\$0	\$0	\$0	\$0
188-27-251-21410	Holiday Pay	\$0	\$0	\$0	\$0	\$0	\$0
188-27-251-22100	Employee Benefits	(\$15,206)	\$0	(\$13,719)	(\$4,399)	\$0	\$0
188-27-251-22110	Employee Benefits - Health (Medical-Dental-Vision)	(\$22,135)	\$0	(\$20,100)	(\$8,273)	\$0	\$0
188-27-251-22120	Employee Benefits - PERS (ER Portion)	(\$34,752)	\$0	(\$31,811)	(\$23,853)	\$0	\$0
188-27-251-30120	Uniform Allowance	\$0	\$0	\$0	\$0	\$0	\$0
188-27-251-30280	Telephone/Communications	\$0	\$0	\$0	(\$407)	(\$1,200)	(\$1,200)
188-27-251-32390	Legal Services	\$0	(\$9,066)	\$0	(\$13,186)	(\$25,000)	(\$25,000)
188-27-251-32450	Contract Services	\$0	(\$153,431)	\$0	\$0	(\$150,000)	(\$150,000)
188-27-251-41100	Support & Care Of Persons	(\$155,000)	\$0	\$0	\$0	\$0	\$0
188-27-251-53022	Fixed Assets: Buildings	\$0	\$0	\$0	\$0	(\$100,000)	(\$100,000)
	<b>Expenses Total</b>	<b>(\$349,038)</b>	<b>(\$162,497)</b>	<b>(\$175,384)</b>	<b>(\$85,627)</b>	<b>(\$276,200)</b>	<b>(\$276,200)</b>
	<b>Contribution to Fund Balance</b>	<b>(\$349,038)</b>	<b>(\$128,796)</b>	<b>(\$175,384)</b>	<b>(\$23,395)</b>	<b>\$90,800</b>	<b>\$90,800</b>

### CA 659-10-300 (Workforce Development)

		<b>FY2020-21</b>		<b>FY2021-22</b>		<b>FY2021-22</b>	<b>FY2022-23</b>	<b>FY2022-23</b>
<b>Account Line Item</b>	<b>Account Name</b>	<b>Adopted</b>	<b>FY2020-21</b>	<b>Adopted</b>	<b>08/18/22</b>	<b>Actual</b>	<b>Requested</b>	<b>Recommended</b>
		<b>Budget</b>	<b>Actual</b>	<b>Budget</b>			<b>Budget</b>	<b>Budget</b>
659-10-300-14010	Interest Income	\$0	\$2,408	\$0		\$3,350	\$0	\$0
659-10-300-16610	Insurance Loss Prevention Subs	\$0	\$0	\$0		\$0	\$0	\$0
659-10-300-17010	Miscellaneous Revenue	\$60,000	\$60,000	\$60,000		\$60,000	\$60,000	\$60,000
659-10-300-17011	Forfeiture Revenue	\$0	\$48,518	\$0		\$4,582	\$5,000	\$5,000
659-10-300-18100	Operating Transfers In	\$0	\$0	\$0		\$0	\$0	\$0
	<b>Revenues Total</b>	<b>\$60,000</b>	<b>\$110,926</b>	<b>\$60,000</b>		<b>\$67,932</b>	<b>\$65,000</b>	<b>\$65,000</b>
659-10-300-32360	Consulting Services	\$0	\$0	\$0		\$0	\$0	\$0
659-10-300-32450	Contract Services	(\$130,000)	(\$17,769)	(\$100,000)		(\$73,163)	(\$147,500)	(\$147,500)
659-10-300-33120	Special Department Expense	\$0	\$0	\$0		\$0	(\$15,000)	(\$15,000)
659-10-300-60100	Operating Transfers Out	\$0	\$0	\$0		\$0	\$0	\$0
	<b>Expenses Total</b>	<b>(\$130,000)</b>	<b>(\$17,769)</b>	<b>(\$100,000)</b>		<b>(\$73,163)</b>	<b>(\$162,500)</b>	<b>(\$162,500)</b>
	<b>Use of Fund Balance</b>	<b>(\$70,000)</b>	<b>\$93,157</b>	<b>(\$40,000)</b>		<b>(\$5,230)</b>	<b>(\$97,500)</b>	<b>(\$97,500)</b>

# COUNTY COUNSEL

**Stacey Simon**  
**County Counsel**

To provide the highest quality legal representation and risk management services in a manner that reduces the County's exposure to liability, conserves financial resources, and supports the delivery of outstanding government services to the public.

## BUDGET AT A GLANCE

Total Expenditures	(\$4,138,687)
Total Grant/Earned/ Govt Revenues	\$2,578,359
Total Use of Fund Balance	\$283,660
<hr/>	
Total General Fund Contribution	(\$1,276,667)
<hr/>	
Total Staff	6
% funded by General Fund	31%

## DEPARTMENT SERVICES OVERVIEW

**County Counsel.** The Office of the County Counsel is in-house legal counsel, and performs risk management functions, for the County of Mono and other entities within County government. The office also provides legal services to special districts upon request and to the Civil Grand Jury.

### CHALLENGES, ISSUES and OPPORTUNITIES

The single largest challenge the County Counsel's Office faces continues to be a workload that exceeds staff capacity. Second to that is the increasing complexity and specialization in the law which requires use of outside legal counsel specializing in narrow practice areas. To address these challenges, this Office requested, and received, additional funds for outside counsel services starting with the 2020-21 budget and continuing into the 2021-22 budget. The additional flexibility to utilize outside counsel services has assisted in addressing the top two challenges, and should be continued and expanded in 2022-23, if economically possible.

For more information, call (760) 932-1700, or visit <https://monocounty.ca.gov/counsel>

## REQUESTED BUDGET CHANGES FOR FY2022-23

- Minor increases for inflation
- Increase in training budget to reflect two new employees in the department
- Continuation of 3-month internship position approved in last year's budget

## ACCOMPLISHMENTS AND OBJECTIVES

### FY2021-22 Accomplishments

- Represented County in **twelve** civic cases in both state and federal court, ranging from challenges to County's COVID regulations to code enforcement matters to litigation against the City of Los Angeles over the provision of water in Long Valley. Each of those cases is either still pending or was resolved favorably to the County. Also represent County in multiple child and adult protective services cases.

- Overhauled at-will contract system in response to Board direction by creating evergreen contract templates that focus on performance-based management for use with all at-will position going forward.
- Drafted and facilitated the adoption of policies to improve county operations and employee wellness including, but not limited to: Lactation Policy; Remote Work Policy; Dependent Care Policy; updated Management Compensation Policy.
- Developed and implemented countywide safety and wellness procedures related to COVID-19 and the Civic Center.

#### **FY2022-24 Strategic Plan Objectives**

- Participate in creation of comprehensive policy and procedure manual
- Participate in the Governance workshops and implementing results

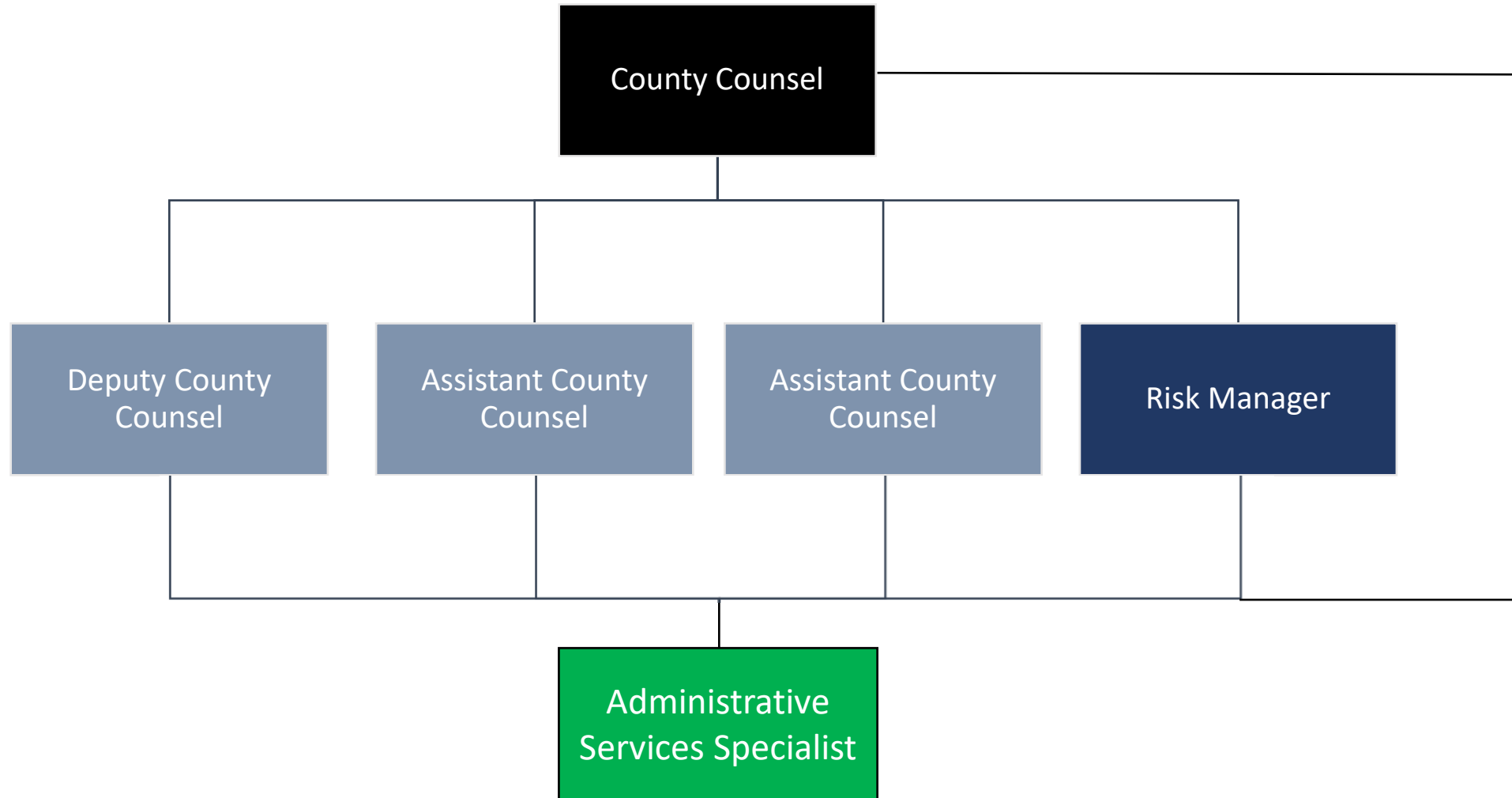
#### **FY2022-23 Objectives**

- Achieve and maintain full County Counsel's office staffing.
- Maintain excellence of legal representation and service to the County.
- Support transition to a fully staffed and highly functional human resources department by, among other things, continuing to assist with policy development, training and the provision of sound legal advice.
- Support various high priority County initiatives including the construction of a new jail facility, affordable housing opportunities, transition of the County's solid waste program away from in-County landfilling, and other initiatives.



# County Counsel

## Departmental Organizational Chart



County Council

CC 100-13-120 (County Counsel)

Account Line Item	Account Name	FY2020-21	FY2020-21	FY2021-22	FY2021-22	FY2022-23	FY2022-23
		Adopted Budget	FY2020-21 Actual	Adopted Budget	08/18/22 Actual	Requested Budget	Recommended Budget
100-13-120-15900	Oth: Other Govt Agencies	\$0	\$300	\$0	\$0	\$0	\$0
100-13-120-16010	Prop Tax Admin & Collection Fe	\$5,922	\$1,957	\$5,922	\$1,285	\$3,000	\$3,000
100-13-120-16163	SB 2 Reimbursement	\$0	\$0	\$0	\$0	\$0	\$0
100-13-120-16371	Professional Service Fees	\$10,000	\$19,464	\$15,000	\$2,796	\$2,000	\$2,000
100-13-120-17010	Miscellaneous Revenue	\$0	\$0	\$0	\$0	\$0	\$0
100-13-120-18960	A-87 Indirect Costs	\$0	\$0	\$0	\$0	\$0	\$0
	<b>Revenues Total</b>	<b>\$15,922</b>	<b>\$21,721</b>	<b>\$20,922</b>	<b>\$4,081</b>	<b>\$5,000</b>	<b>\$5,000</b>
100-13-120-21100	Salary And Wages	(\$633,264)	(\$616,902)	(\$647,457)	(\$653,101)	(\$686,856)	(\$686,856)
100-13-120-21130	Auto Allowance	\$0	\$0	\$0	\$0	\$0	\$0
100-13-120-21410	Holiday Pay	\$0	\$0	\$0	\$0	\$0	\$0
100-13-120-22100	Employee Benefits	(\$77,171)	(\$86,120)	(\$78,872)	(\$74,705)	(\$31,424)	(\$31,424)
100-13-120-22110	Employee Benefits - Health (Medical-Dental-Vision)	(\$65,463)	(\$48,216)	(\$63,324)	(\$55,392)	(\$105,430)	(\$105,430)
100-13-120-22120	Employee Benefits - PERS (ER Portion)	(\$178,161)	(\$171,540)	(\$183,895)	(\$178,999)	(\$196,815)	(\$196,815)
100-13-120-22125	PRST Contribution	\$0	\$0	\$0	\$0	(\$50,419)	(\$50,419)
100-13-120-30120	Uniform Allowance	\$0	\$0	\$0	\$0	\$0	\$0
100-13-120-30280	Telephone/Communications	(\$3,600)	(\$3,162)	(\$3,600)	(\$2,262)	(\$1,800)	(\$1,800)
100-13-120-30500	Workers' Comp Ins Expense	(\$6,240)	(\$6,240)	(\$6,841)	(\$6,841)	(\$6,543)	(\$6,543)
100-13-120-30510	Liability Insurance Expense	(\$3,738)	(\$3,738)	(\$4,778)	(\$4,778)	(\$5,073)	(\$5,073)
100-13-120-31200	Equip Maintenance & Repair	\$0	\$0	\$0	\$0	\$0	\$0
100-13-120-31400	Building/Land Maint & Repair	\$0	\$0	\$0	\$0	\$0	\$0
100-13-120-31700	Membership Fees	(\$6,500)	(\$4,661)	(\$6,500)	(\$4,501)	(\$6,500)	(\$6,500)
100-13-120-32000	Office Expense	(\$7,000)	(\$5,974)	(\$7,000)	(\$6,674)	(\$7,000)	(\$7,000)
100-13-120-32010	TECHNOLOGY EXPENSES	(\$5,765)	(\$5,765)	(\$9,488)	(\$9,487)	(\$10,378)	(\$10,378)
100-13-120-32020	Technology Expense-Software Licenses	\$0	\$0	\$0	\$0	\$0	\$0
100-13-120-32030	Copier Pool	\$0	\$0	\$0	\$0	(\$2,680)	(\$2,680)
100-13-120-32360	Consulting Services	\$0	\$0	\$0	\$0	\$0	\$0
100-13-120-32390	Legal Services	(\$50,000)	(\$65,106)	(\$50,000)	(\$78,137)	(\$50,000)	(\$50,000)
100-13-120-32450	Contract Services	(\$2,000)	(\$726)	(\$2,000)	\$0	(\$2,000)	(\$2,000)
100-13-120-32500	Professional & Specialized Ser	\$0	\$0	\$0	\$0	\$0	\$0
100-13-120-32950	Rents & Leases - Real Property	(\$83,285)	\$0	(\$84,027)	\$0	\$0	\$0
100-13-120-33120	Special Department Expense	(\$12,500)	(\$15,239)	(\$13,500)	(\$15,024)	(\$13,750)	(\$13,750)
100-13-120-33350	Travel & Training Expense	(\$10,000)	(\$4,313)	(\$10,000)	(\$8,684)	(\$15,000)	(\$15,000)
100-13-120-33351	Vehicle Fuel Costs	(\$1,485)	(\$401)	(\$2,000)	(\$48)	(\$2,000)	(\$2,000)
100-13-120-33360	Motor Pool Expense	(\$1,650)	(\$1,716)	(\$2,452)	(\$453)	(\$3,460)	(\$3,460)
100-13-120-33602	Civic Center Utilities	\$0	(\$4,385)	\$0	(\$4,943)	(\$6,223)	(\$6,223)
100-13-120-53030	Capital Equipment, \$5,000+	\$0	\$0	\$0	\$0	\$0	\$0
100-13-120-60100	Operating Transfers Out	\$0	(\$79,682)	\$0	(\$79,157)	\$0	\$0
100-13-120-60110	Civic Center Rent	\$0	\$0	\$0	\$0	(\$78,316)	(\$78,316)
100-13-120-70500	Credit Card Clearing Account	\$0	\$0	\$0	\$0	\$0	\$0
100-13-120-72960	A-87 Indirect Costs	\$0	\$0	\$0	\$0	\$0	\$0
100-13-120-90000	Prior Year GF Allocation	\$0	\$0	\$0	\$0	\$0	\$0
	<b>Expenses Total</b>	<b>(\$1,147,822)</b>	<b>(\$1,123,887)</b>	<b>(\$1,175,734)</b>	<b>(\$1,183,187)</b>	<b>(\$1,281,667)</b>	<b>(\$1,281,667)</b>
	<b>NET</b>	<b>(\$1,131,900)</b>	<b>(\$1,102,166)</b>	<b>(\$1,154,812)</b>	<b>(\$1,179,106)</b>	<b>(\$1,276,667)</b>	<b>(\$1,276,667)</b>

CC 156-21-078 (Law Library)

Account Line Item	Account Name	FY2020-21	FY2020-21	FY2021-22	FY2021-22	FY2022-23	FY2022-23
		Adopted Budget	FY2020-21 Actual	Adopted Budget	08/18/22 Actual	Requested Budget	Recommended Budget
156-21-078-14010	Interest Income	\$0	\$460	\$0	\$494	\$0	\$0
156-21-078-17010	Miscellaneous Revenue	\$4,000	\$4,793	\$3,000	\$5,344	\$3,000	\$3,000
156-21-078-18100	Operating Transfers In	\$0	\$0	\$0	\$0	\$0	\$0
	<b>Revenues Total</b>	<b>\$4,000</b>	<b>\$5,253</b>	<b>\$3,000</b>	<b>\$5,838</b>	<b>\$3,000</b>	<b>\$3,000</b>
156-21-078-20010	Expenditures	(\$13,150)	\$0	(\$13,150)	(\$6,310)	(\$13,150)	(\$13,150)
	<b>Expenses Total</b>	<b>(\$13,150)</b>	<b>\$0</b>	<b>(\$13,150)</b>	<b>(\$6,310)</b>	<b>(\$13,150)</b>	<b>(\$13,150)</b>
	<b>Use of Fund Balance</b>	<b>(\$9,150)</b>	<b>\$5,253</b>	<b>(\$10,150)</b>	<b>(\$472)</b>	<b>(\$10,150)</b>	<b>(\$10,150)</b>

CC 652-10-30 (Insurance ISF)

Account Line Item	Account Name	FY2020-21	FY2020-21	FY2021-22	FY2021-22	FY2022-23	FY2022-23
		Adopted Budget	FY2020-21 Actual	Adopted Budget	08/18/22 Actual	Requested Budget	Recommended Budget
652-10-300-14010	Interest Income	\$9,000	\$8,602	\$0	\$7,321	\$1,684	\$1,684
652-10-300-14020	Unrealized Gain/Loss	\$0	\$1,041,603	\$0	\$0	\$0	\$0
652-10-300-16610	Insurance Loss Prevention Subs	\$10,000	\$0	\$10,000	\$10,000	\$10,000	\$10,000

County Counsel

652-10-300-17100	Insurance Reimbursement	\$0	\$0	\$0	\$0	\$0	\$0
652-10-300-17110	Employee Wellness Contribution	\$40,852	\$30,899	\$40,603	\$33,115	\$27,000	\$27,000
652-10-300-17120	Miscellaneous Reimbursements	\$0	\$0	\$0	\$0	\$0	\$0
652-10-300-17121	Dept Insurance Revenue	\$2,159,441	\$2,159,441	\$2,214,025	\$2,214,025	\$2,261,675	\$2,261,675
652-10-300-17125	Dental Premium Revenue	\$0	\$0	\$0	\$361,996	\$270,000	\$270,000
652-10-300-18010	Sale Of Surplus Assets	\$0	\$0	\$0	\$0	\$0	\$0
652-10-300-18100	Operating Transfers In	\$0	\$0	\$0	\$0	\$0	\$0
	<b>Revenues Total</b>	<b>\$2,219,293</b>	<b>\$3,240,544</b>	<b>\$2,264,628</b>	<b>\$2,626,457</b>	<b>\$2,570,359</b>	<b>\$2,570,359</b>
652-10-300-21100	Salary And Wages	(\$93,499)	(\$93,455)	(\$101,381)	(\$105,906)	(\$114,981)	(\$114,981)
652-10-300-21120	Overtime	\$0	\$0	\$0	\$0	\$0	\$0
652-10-300-21130	Auto Allowance	\$0	\$0	\$0	\$0	\$0	\$0
652-10-300-21410	Holiday Pay	\$0	\$0	\$0	\$0	\$0	\$0
652-10-300-22100	Employee Benefits	(\$11,716)	(\$14,126)	(\$12,553)	(\$13,810)	(\$6,263)	(\$6,263)
652-10-300-22110	Employee Benefits - Health (Medical-Dental-Vision)	(\$8,769)	(\$8,244)	(\$7,704)	(\$8,352)	(\$9,313)	(\$9,313)
652-10-300-22120	Employee Benefits - PERS (ER Portion)	(\$26,645)	(\$26,615)	(\$28,854)	(\$29,009)	(\$30,264)	(\$30,264)
652-10-300-30120	Uniform Allowance	\$0	\$0	\$0	\$0	\$0	\$0
652-10-300-30280	Telephone/Communications	(\$900)	(\$882)	(\$900)	(\$897)	(\$900)	(\$900)
652-10-300-30500	Workers' Comp Ins Expense	(\$1,261,082)	(\$1,262,330)	(\$1,251,551)	(\$1,251,551)	(\$1,434,303)	(\$1,434,303)
652-10-300-30510	Liability Insurance Expense	(\$757,997)	(\$758,620)	(\$730,098)	(\$730,098)	(\$828,681)	(\$828,681)
652-10-300-31700	Membership Fees	(\$500)	\$0	\$0	\$0	\$0	\$0
652-10-300-32000	Office Expense	(\$750)	\$0	(\$200)	(\$54)	(\$100)	(\$100)
652-10-300-32010	TECHNOLOGY EXPENSES	\$0	\$0	\$0	\$0	(\$2,326)	(\$2,326)
652-10-300-32450	Contract Services	(\$95,000)	(\$24,387)	(\$95,000)	(\$51,939)	(\$70,000)	(\$70,000)
652-10-300-33100	Education & Training	\$0	\$0	\$0	\$0	\$0	\$0
652-10-300-33120	Special Department Expense	(\$10,000)	(\$2,239)	(\$10,000)	(\$4,267)	(\$15,000)	(\$15,000)
652-10-300-33151	Special Event Insurance Costs	\$0	\$0	\$0	\$0	\$0	\$0
652-10-300-33350	Travel & Training Expense	(\$3,500)	\$0	(\$3,500)	(\$446)	(\$3,500)	(\$3,500)
652-10-300-33360	Motor Pool Expense	(\$500)	\$0	(\$1,500)	(\$63)	(\$1,100)	(\$1,100)
652-10-300-35100	Liability Claims	(\$1,000)	\$228,330	\$0	\$0	\$0	\$0
652-10-300-35120	Dental Claims	\$0	\$0	\$0	(\$216,760)	(\$270,000)	(\$270,000)
652-10-300-60100	Operating Transfers Out	\$0	\$0	\$0	\$0	\$0	\$0
652-10-300-70250	Prior Period Adjustments	\$0	\$0	\$0	\$0	\$0	\$0
652-10-300-72960	A-87 Indirect Costs	(\$50,605)	(\$54,417)	(\$53,135)	(\$37,072)	(\$57,138)	(\$57,138)
	<b>Expenses Total</b>	<b>(\$2,322,463)</b>	<b>(\$2,016,984)</b>	<b>(\$2,296,376)</b>	<b>(\$2,450,223)</b>	<b>(\$2,843,869)</b>	<b>(\$2,843,869)</b>
	<b>Use of Fund Balance</b>	<b>(\$103,170)</b>	<b>\$1,223,560</b>	<b>(\$31,748)</b>	<b>\$176,234</b>	<b>(\$273,510)</b>	<b>(\$273,510)</b>

# DISTRICT ATTORNEY

**Tim Kendall**  
**District Attorney**

To vindicate the rights of crime victims, witnesses, and persons accused of crime while seeking to achieve impartial justice and ensure that the guilty are punished and the innocent are freed while treating all persons involved in the criminal justice system with fairness, dignity, and respect

## BUDGET AT A GLANCE

Total Expenditures	(\$2,459,242)
Total Grant/Earned/ Govt Revenues	\$780,550
Total Use of Fund Balance	\$0
<hr/>	
Total General Fund Contribution	(\$1,678,692)
Total Staff	10
% funded by General Fund	68%

## DEPARTMENT SERVICES OVERVIEW

**District Attorney.** In The Office of the District Attorney is an independent constitutionally mandated county office with the primary purpose of promoting and protecting the public peace and safety of our residents and visitors. The Office is divided into three separate divisions which include: 1) Attorneys/Prosecutors staff; 2) Investigative Unit; and 3) Victim/Witness and Administrative Staff. These three divisions serve the community in numerous different ways. In part, the Office provides the following services:1) Investigation and Prosecution of all crimes committed within the County; 2) Serves as the County’s Public Administrator; 3) Grand Jury Advisor; 4) Advocate for Victims and Witnesses of crimes; 5) Enforcement of Civil and Environmental Laws; 6) Assist in restraining orders; 7) Provide legal counseling and referrals; 8) Trainers to allied agencies; 9) Assist other county departments with personnel and sometimes criminal issues; 10) Assist other counties in the state with investigation and prosecution services and;11) Participates in numerous multi agency and community solution groups.

### CHALLENGES, ISSUES & OPPORTUNITIES

Key challenges for the District Attorney during FY2022-23 include:

- The department is primarily crime driven and given changing times, continued adjustments in the justice laws, added with covid related crimes and the ever-fluctuating covid impacts, the ability to predict, keep up with, and maintain the fluctuating but increasing case-loads presents significant challenges to personnel management, work load management, and cost management to continue providing for high level and effective mandated services.

For more information, call (760) 932-5550, or visit <https://monocountydistrictattorney.org/da>

## REQUESTED BUDGET CHANGES FOR FY2022-23

The Office of the District Attorney does not have any major requests for budget modifications. Instead, there are a few minor changes associated with a combination of inflation as well as the return to in-person court and in-person mandatory continuing education requirements. The requested modifications are listed below by category:

- Vehicle Fuel - \$4,000 increase – This request is due to fuel cost increases in the last year and the return to in-person court and training.
- Travel and Training - \$5,000 increase – This request is due to the return of in-person trainings that were suspended during the last two years. Every employee of the Office of the District Attorney has state-mandated continuing education that must be completed to keep employment and license requirements

current. Even though this current budget year was still a “Covid” year, we will exceed our training budget due to required mandatory training hours. Further, the Office expects this cost to increase next year due to increased cost of travel as well as employees catching up on training missed over the past two years.

- Technology - \$6,000 increase – Due to the volume of cases including several homicides which occurred over the past few years, the Office is requiring additional storage in order to comply with discovery obligations under the law. This year, we surpassed the allowable storage under our current vendor plan with Karpel Case Management Systems and are being required to move to a higher priced plan. In addition, the Office will also be charged an additional \$2,000 annual expense to be compatible with a new Mono County Superior Court case management system. The court will require e-filings and for our Case Management system to be compatible, the additional upgrade/fee will be required.
- Office Expense – This request is for approximately \$2,000 and is attributed to the increase in the cost of supplies. Office supply prices have risen sharply in the past year and the additional funding will ensure adequate resources to supply 2 office locations.
- Telephone – This expense will be an anticipated decrease in the budget request of approximately \$700 due to a conversion and fee-splitting with another department.

---

## ACCOMPLISHMENTS AND OBJECTIVES

### FY2022-23 Objectives

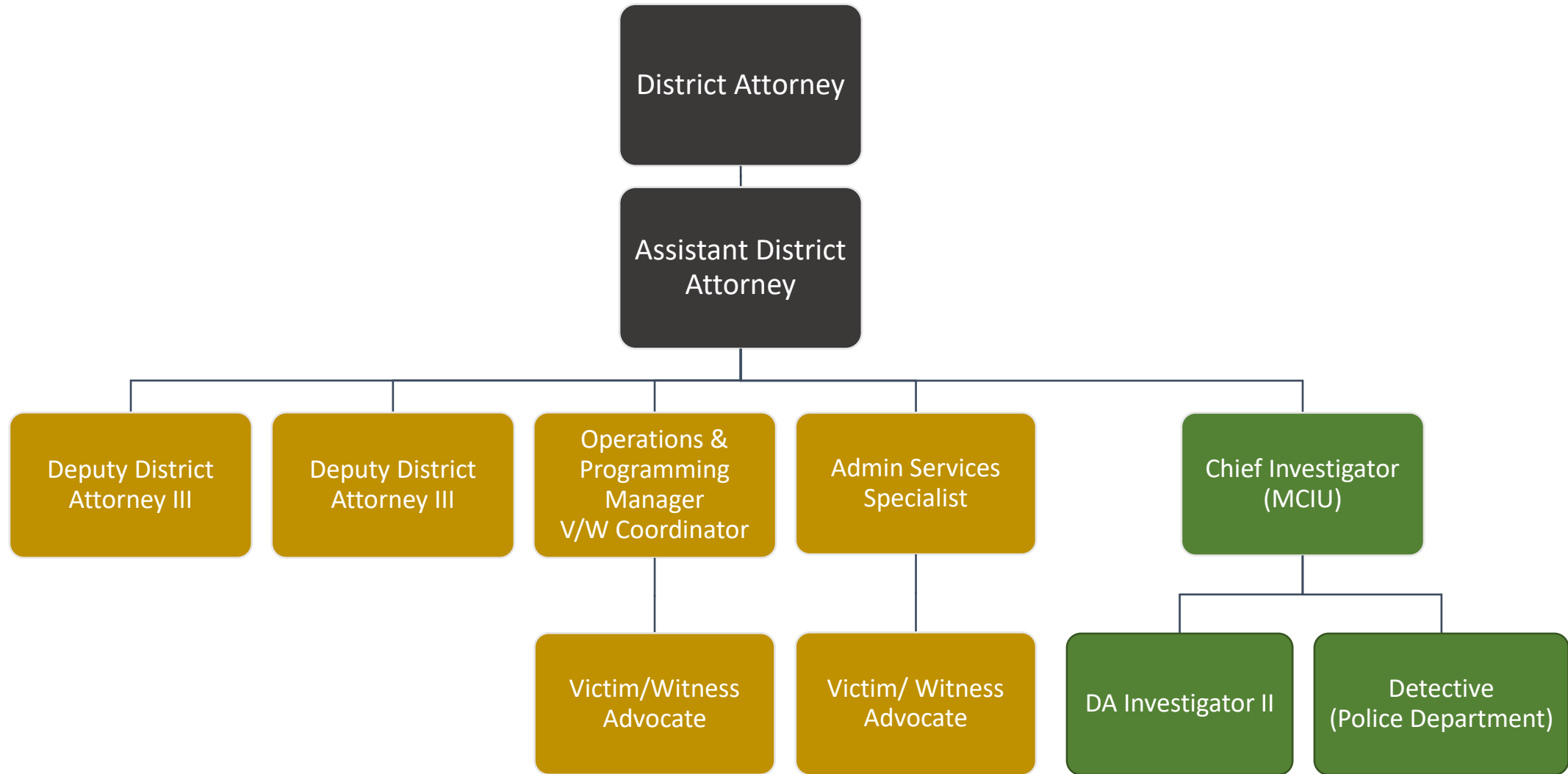
- No new projects are proposed. The only goals for this budget year, is to assure that mandatory functions are being performed, counted, and measured. Non-mandated services will be attempted but not at the detriment of the core and mandated services. Measurements of our mandated services will be stat driven and monitored through stats and survey data to ensure compliance, completion, and service satisfaction.





# DISTRICT ATTORNEY

## Departmental Organizational Chart



# District Attorney

## DA 100-21-430 (District Attorney)

Account Line Item	Account Name	FY2020-21		FY2021-22	FY2021-22	FY2022-23	FY2022-23
		Adopted Budget	FY2020-21 Actual	Adopted Budget	08/18/22 Actual	Requested Budget	Recommended Budget
100-21-430-15091	St: Motor Veh-Theft Prevention	\$15,000	\$16,091	\$15,000	\$11,440	\$15,000	\$15,000
100-21-430-15300	St: Cops	\$5,900	\$5,895	\$5,900	\$6,127	\$5,900	\$5,900
100-21-430-15310	St: Pub Safety-Prop 172 Sales	\$127,688	\$172,156	\$159,975	\$175,840	\$198,338	\$198,338
100-21-430-15315	St: Statutory Rape Vertical Pr	\$0	\$0	\$0	\$0	\$0	\$0
100-21-430-15437	Realignment Backfill Support	\$0	\$376	\$0	\$0	\$0	\$0
100-21-430-15443	St: 2011 Realignment	\$4,800	\$6,499	\$5,550	\$9,524	\$7,166	\$7,166
100-21-430-16052	Description pending	\$0	\$10,000	\$0	\$0	\$0	\$0
100-21-430-16199	Charges for Services - Interfund Transfers	\$10,000	\$0	\$10,000	\$0	\$10,000	\$10,000
100-21-430-16251	District Attorney - Nsf Fees	\$100	\$0	\$100	\$0	\$0	\$0
100-21-430-16270	Welfare Fraud Investigation Re	\$50,000	\$50,000	\$50,000	\$50,000	\$50,000	\$50,000
100-21-430-16280	Discovery Fees	\$250	\$190	\$250	\$215	\$200	\$200
100-21-430-17010	Miscellaneous Revenue	\$0	\$0	\$0	\$0	\$0	\$0
100-21-430-17200	Da Asset Forfeiture Funds	\$0	\$0	\$0	\$0	\$0	\$0
100-21-430-17250	Judgments, Damages & Settlements	\$0	\$0	\$0	\$0	\$0	\$0
100-21-430-18010	Sale Of Surplus Assets	\$0	\$0	\$0	\$0	\$0	\$0
100-21-430-18100	Operating Transfers In	\$0	\$0	\$0	\$0	\$106,325	\$106,325
	<b>Revenues Total</b>	<b>\$213,738</b>	<b>\$261,206</b>	<b>\$246,775</b>	<b>\$253,146</b>	<b>\$392,929</b>	<b>\$392,929</b>
100-21-430-21100	Salary And Wages	(\$775,730)	(\$778,551)	(\$797,426)	(\$853,185)	(\$951,511)	(\$951,511)
100-21-430-21120	Overtime	(\$6,000)	(\$784)	(\$6,000)	(\$2,552)	(\$6,000)	(\$6,000)
100-21-430-21130	Auto Allowance	\$0	\$0	\$0	\$0	\$0	\$0
100-21-430-21410	Holiday Pay	\$0	\$0	\$0	\$0	\$0	\$0
100-21-430-22100	Employee Benefits	(\$66,485)	(\$73,329)	(\$69,359)	(\$68,351)	(\$39,973)	(\$39,973)
100-21-430-22110	Employee Benefits - Health (Medical-Dental-Vision)	(\$109,660)	(\$116,768)	(\$98,880)	(\$116,428)	(\$120,143)	(\$120,143)
100-21-430-22120	Employee Benefits - PERS (ER Portion)	(\$333,900)	(\$332,382)	(\$368,424)	(\$404,792)	(\$440,349)	(\$440,349)
100-21-430-22125	PRST Contribution	\$0	\$0	\$0	\$0	(\$69,071)	(\$69,071)
100-21-430-30120	Uniform Allowance	\$0	\$0	\$0	\$0	\$0	\$0
100-21-430-30280	Telephone/Communications	(\$10,272)	(\$6,266)	(\$8,539)	(\$6,189)	(\$8,311)	(\$8,311)
100-21-430-30500	Workers' Comp Ins Expense	(\$57,607)	(\$55,573)	(\$58,715)	(\$56,711)	(\$50,878)	(\$50,878)
100-21-430-30510	Liability Insurance Expense	(\$7,800)	(\$7,800)	(\$11,216)	(\$10,323)	(\$11,771)	(\$11,771)
100-21-430-31010	Jury And Witness Expense	(\$12,000)	(\$2,024)	(\$32,000)	(\$7,875)	(\$32,000)	(\$32,000)
100-21-430-31200	Equip Maintenance & Repair	\$0	\$0	\$0	\$0	\$0	\$0
100-21-430-31400	Building/Land Maint & Repair	\$0	\$0	\$0	\$0	\$0	\$0
100-21-430-31700	Membership Fees	(\$5,250)	(\$5,873)	(\$5,800)	(\$5,550)	(\$5,800)	(\$5,800)
100-21-430-32000	Office Expense	(\$13,500)	(\$7,355)	(\$11,811)	(\$12,333)	(\$14,000)	(\$14,000)
100-21-430-32010	TECHNOLOGY EXPENSES	(\$12,123)	(\$12,123)	(\$28,439)	(\$16,040)	(\$19,783)	(\$19,783)
100-21-430-32020	Technology Expense-Software Licenses	\$0	\$0	\$0	\$0	\$0	\$0
100-21-430-32030	Copier Pool	\$0	\$0	\$0	\$0	(\$5,417)	(\$5,417)
100-21-430-32360	Consulting Services	\$0	\$0	\$0	\$0	\$0	\$0
100-21-430-32450	Contract Services	(\$30,000)	(\$30,000)	(\$30,000)	\$0	(\$30,000)	(\$30,000)
100-21-430-32500	Professional & Specialized Ser	\$0	\$0	\$0	\$0	\$0	\$0
100-21-430-32800	Publications & Legal Notices	(\$13,500)	(\$11,826)	(\$12,500)	(\$10,690)	(\$12,500)	(\$12,500)
100-21-430-32950	Rents & Leases - Real Property	(\$109,302)	\$51,325	(\$83,090)	\$0	\$0	\$0
100-21-430-33120	Special Department Expense	(\$8,718)	(\$7,171)	(\$6,000)	(\$8,347)	(\$7,000)	(\$7,000)
100-21-430-33125	Spec Dept-Da Public Relations	\$0	\$0	\$0	\$0	\$0	\$0
100-21-430-33126	Spec Dept-Inmate Welfare	\$0	\$0	\$0	\$0	\$0	\$0
100-21-430-33199	Special Dept Expense - Interfund Transfers	\$0	\$0	\$0	\$0	\$0	\$0
100-21-430-33350	Travel & Training Expense	(\$10,000)	(\$10,177)	(\$10,000)	(\$22,564)	(\$15,000)	(\$15,000)
100-21-430-33351	Vehicle Fuel Costs	(\$8,000)	(\$8,037)	(\$8,000)	(\$10,333)	(\$12,000)	(\$12,000)
100-21-430-33360	Motor Pool Expense	(\$32,000)	(\$21,464)	(\$24,408)	(\$28,940)	(\$33,249)	(\$33,249)
100-21-430-33602	Civic Center Utilities	\$0	(\$9,689)	\$0	(\$10,922)	(\$13,786)	(\$13,786)
100-21-430-41111	Support & Care of Others - Public Administrator	\$0	\$0	\$0	\$0	\$0	\$0
100-21-430-53030	Capital Equipment, \$5,000+	\$0	\$0	\$0	\$0	\$0	\$0
100-21-430-60100	Operating Transfers Out	\$0	(\$176,075)	\$0	(\$174,914)	\$0	\$0
100-21-430-60110	Civic Center Rent	\$0	\$0	\$0	\$0	(\$173,079)	(\$173,079)
100-21-430-70500	Credit Card Clearing Account	\$0	\$0	\$0	\$0	\$0	\$0
100-21-430-72960	A-87 Indirect Costs	\$0	\$0	\$0	\$0	\$0	\$0
100-21-430-90000	Prior Year GF Allocation	\$0	\$0	\$0	\$0	\$0	\$0
	<b>Expenses Total</b>	<b>(\$1,621,847)</b>	<b>(\$1,621,941)</b>	<b>(\$1,670,607)</b>	<b>(\$1,827,039)</b>	<b>(\$2,071,621)</b>	<b>(\$2,071,621)</b>
	<b>NET</b>	<b>(\$1,408,109)</b>	<b>(\$1,360,735)</b>	<b>(\$1,423,832)</b>	<b>(\$1,573,893)</b>	<b>(\$1,678,692)</b>	<b>(\$1,678,692)</b>

## DA 100-21-435 (Public Administrator)

Account Line Item	Account Name	FY2020-21		FY2021-22	FY2021-22	FY2022-23	FY2022-23
		Adopted Budget	FY2020-21 Actual	Adopted Budget	08/18/22 Actual	Requested Budget	Recommended Budget
100-21-435-17010	Miscellaneous Revenue	\$0	\$0	\$0	\$0	\$3,975	\$3,975
100-21-435-18100	Operating Transfers In	\$0	\$0	\$0	\$0	\$0	\$0

District Attorney

	<b>Revenues Total</b>	<b>\$0</b>	<b>\$0</b>	<b>\$0</b>	<b>\$0</b>	<b>\$3,975</b>	<b>\$3,975</b>
100-21-435-31700	Membership Fees	(\$1,175)	(\$1,025)	(\$1,175)	(\$1,175)	(\$1,175)	(\$1,175)
100-21-435-33120	Special Department Expense	(\$1,500)	\$0	(\$1,500)	\$0	(\$1,500)	(\$1,500)
100-21-435-33350	Travel & Training Expense	(\$3,900)	\$0	(\$1,298)	\$0	(\$1,300)	(\$1,300)
100-21-435-90000	Prior Year GF Allocation	\$0	\$0	\$0	\$0	\$0	\$0
	<b>Expenses Total</b>	<b>(\$6,575)</b>	<b>(\$1,025)</b>	<b>(\$3,973)</b>	<b>(\$1,175)</b>	<b>(\$3,975)</b>	<b>(\$3,975)</b>
	<b>NET</b>	<b>(\$6,575)</b>	<b>(\$1,025)</b>	<b>(\$3,973)</b>	<b>(\$1,175)</b>	<b>\$0</b>	<b>\$0</b>

**DA 100-56-433 (Victim Witness)**

Account Line Item	Account Name	FY2020-21		FY2021-22		FY2021-22	FY2022-23	FY2022-23
		Adopted Budget	FY2020-21 Actual	Adopted Budget	08/18/22 Actual	Requested Budget	Recommended Budget	
100-56-433-15803	Fed: Victim/Witness Grant	\$340,405	\$310,391	\$330,612	\$218,409	\$251,646	\$251,646	\$251,646
100-56-433-18100	Operating Transfers In	\$0	\$0	\$0	\$0	\$0	\$0	\$0
	<b>Revenues Total</b>	<b>\$340,405</b>	<b>\$310,391</b>	<b>\$330,612</b>	<b>\$218,409</b>	<b>\$251,646</b>	<b>\$251,646</b>	<b>\$251,646</b>
100-56-433-21100	Salary And Wages	(\$182,453)	(\$183,421)	(\$183,528)	(\$164,611)	(\$142,467)	(\$142,445)	(\$142,445)
100-56-433-21120	Overtime	(\$5,000)	(\$930)	(\$5,000)	(\$2,750)	(\$1,760)	(\$1,760)	(\$1,760)
100-56-433-21130	Auto Allowance	\$0	\$0	\$0	\$0	\$0	\$0	\$0
100-56-433-21410	Holiday Pay	\$0	\$0	\$0	\$0	\$0	\$0	\$0
100-56-433-22100	Employee Benefits	(\$19,908)	(\$21,440)	(\$20,110)	(\$19,239)	(\$6,045)	(\$6,045)	(\$6,045)
100-56-433-22110	Employee Benefits - Health (Medical-Dental-Vision)	(\$23,916)	(\$24,087)	(\$21,900)	(\$23,597)	(\$25,245)	(\$25,245)	(\$25,245)
100-56-433-22120	Employee Benefits - PERS (ER Portion)	(\$51,995)	(\$52,053)	(\$53,193)	(\$21,396)	(\$33,721)	(\$33,721)	(\$33,721)
100-56-433-22125	PRST Contribution	\$0	\$0	\$0	\$0	(\$10,419)	(\$10,419)	(\$10,419)
100-56-433-30120	Uniform Allowance	(\$2,000)	\$0	\$0	\$0	\$0	\$0	\$0
100-56-433-30280	Telephone/Communications	(\$1,931)	(\$1,487)	(\$1,931)	(\$1,519)	(\$1,089)	(\$1,089)	(\$1,089)
100-56-433-30500	Workers' Comp Ins Expense	\$0	(\$2,034)	\$0	(\$2,004)	(\$2,120)	(\$2,120)	(\$2,120)
100-56-433-30510	Liability Insurance Expense	\$0	(\$1,015)	\$0	(\$894)	(\$859)	(\$859)	(\$859)
100-56-433-31200	Equip Maintenance & Repair	\$0	\$0	\$0	\$0	\$0	\$0	\$0
100-56-433-31700	Membership Fees	(\$80)	\$0	(\$80)	(\$225)	\$0	\$0	\$0
100-56-433-32000	Office Expense	(\$10,400)	(\$15,245)	(\$11,264)	(\$36,206)	(\$6,000)	(\$6,000)	(\$6,000)
100-56-433-32010	TECHNOLOGY EXPENSES	\$0	\$0	\$0	\$0	(\$2,029)	(\$2,029)	(\$2,029)
100-56-433-32020	Technology Expense-Software Licenses	(\$4,000)	\$0	(\$4,000)	\$0	\$0	\$0	\$0
100-56-433-32450	Contract Services	(\$150)	\$0	(\$150)	\$0	\$0	\$0	\$0
100-56-433-32500	Professional & Specialized Ser	\$0	\$0	\$0	\$0	\$0	\$0	\$0
100-56-433-32950	Rents & Leases - Real Property	(\$23,412)	\$0	\$0	\$0	\$0	\$0	\$0
100-56-433-33120	Special Department Expense	(\$7,067)	\$0	(\$7,067)	(\$859)	\$0	\$0	\$0
100-56-433-33350	Travel & Training Expense	(\$10,105)	(\$126)	(\$10,105)	(\$7,708)	\$0	\$0	\$0
100-56-433-33351	Vehicle Fuel Costs	(\$12,284)	(\$538)	(\$12,284)	(\$1,974)	(\$10,798)	(\$10,798)	(\$10,798)
100-56-433-33360	Motor Pool Expense	(\$9,116)	\$0	\$0	\$0	(\$9,116)	(\$9,116)	(\$9,116)
100-56-433-53030	Capital Equipment, \$5,000+	\$0	\$0	\$0	\$0	\$0	\$0	\$0
100-56-433-60100	Operating Transfers Out	\$0	(\$25,000)	\$0	\$0	\$0	\$0	\$0
100-56-433-72960	A-87 Indirect Costs	\$23,412	\$0	\$0	\$0	\$0	\$0	\$0
	<b>Expenses Total</b>	<b>(\$340,405)</b>	<b>(\$327,376)</b>	<b>(\$330,612)</b>	<b>(\$282,981)</b>	<b>(\$251,668)</b>	<b>(\$251,646)</b>	<b>(\$251,646)</b>
	<b>NET</b>	<b>\$0</b>	<b>(\$16,985)</b>	<b>\$0</b>	<b>(\$64,572)</b>	<b>(\$22)</b>	<b>(\$0)</b>	<b>(\$0)</b>

**DA 106-21-430 (CalMet Program)**

Account Line Item	Account Name	FY2020-21		FY2021-22		FY2021-22	FY2022-23	FY2022-23
		Adopted Budget	FY2020-21 Actual	Adopted Budget	08/18/22 Actual	Requested Budget	Recommended Budget	
106-21-430-15530	Fed: Oes Marijuana Grant (Dea-	\$0	\$0	\$0	\$0	\$0	\$0	\$0
106-21-430-15802	Fed: Oes Cal-Mmet Grant	\$125,000	\$123,060	\$125,000	\$123,060	\$125,000	\$125,000	\$125,000
106-21-430-15819	Fed: Misc Fed Grants	\$0	\$0	\$0	\$0	\$0	\$0	\$0
106-21-430-15900	Oth: Other Govt Agencies	\$0	\$0	\$0	\$0	\$0	\$0	\$0
106-21-430-18100	Operating Transfers In	\$0	\$0	\$0	\$0	\$0	\$0	\$0
	<b>Revenues Total</b>	<b>\$125,000</b>	<b>\$123,060</b>	<b>\$125,000</b>	<b>\$123,060</b>	<b>\$125,000</b>	<b>\$125,000</b>	<b>\$125,000</b>
106-21-430-21100	Salary And Wages	(\$20,000)	(\$20,000)	(\$20,000)	(\$20,000)	\$0	\$0	\$0
106-21-430-21120	Overtime	(\$5,000)	\$0	(\$3,000)	(\$3,000)	\$0	\$0	\$0
106-21-430-22100	Employee Benefits	(\$32,000)	(\$32,000)	(\$32,000)	(\$32,000)	\$0	\$0	\$0
106-21-430-22110	Employee Benefits - Health (Medical-Dental-Vision)	\$0	\$0	\$0	\$0	\$0	\$0	\$0
106-21-430-22120	Employee Benefits - PERS (ER Portion)	\$0	\$0	\$0	\$0	\$0	\$0	\$0
106-21-430-30280	Telephone/Communications	\$0	\$0	\$0	\$0	\$0	\$0	\$0
106-21-430-32000	Office Expense	(\$14,175)	(\$10,636)	(\$10,000)	(\$5,845)	(\$8,675)	(\$8,675)	(\$8,675)
106-21-430-32010	TECHNOLOGY EXPENSES	\$0	\$0	\$0	\$0	\$0	\$0	\$0
106-21-430-32950	Rents & Leases - Real Property	(\$51,325)	(\$51,325)	(\$51,325)	\$0	\$0	\$0	\$0
106-21-430-33120	Special Department Expense	(\$5,000)	(\$675)	(\$5,000)	\$0	(\$5,000)	(\$5,000)	(\$5,000)
106-21-430-33141	Confidential Funds	(\$20,000)	(\$10,643)	(\$20,000)	\$0	(\$5,000)	(\$5,000)	(\$5,000)
106-21-430-53030	Capital Equipment, \$5,000+	\$0	\$0	\$0	\$0	\$0	\$0	\$0

## District Attorney

106-21-430-60100	Operating Transfers Out	\$0	\$0	\$0	\$0	(\$106,325)	(\$106,325)
	<b>Expenses Total</b>	<b>(\$147,500)</b>	<b>(\$125,279)</b>	<b>(\$141,325)</b>	<b>(\$60,845)</b>	<b>(\$125,000)</b>	<b>(\$125,000)</b>
	<b>Use of Fund Balance</b>	<b>(\$22,500)</b>	<b>(\$2,219)</b>	<b>(\$16,325)</b>	<b>\$62,215</b>	<b>\$0</b>	<b>\$0</b>
<b>DA 155-21-430 (DA Diversion Program)</b>							
		<b>FY2020-21</b>		<b>FY2021-22</b>	<b>FY2021-22</b>	<b>FY2022-23</b>	<b>FY2022-23</b>
		<b>Adopted</b>	<b>FY2020-21</b>	<b>Adopted</b>	<b>08/18/22</b>	<b>Requested</b>	<b>Recommended</b>
<b>Account Line Item</b>	<b>Account Name</b>	<b>Budget</b>	<b>Actual</b>	<b>Budget</b>	<b>Actual</b>	<b>Budget</b>	<b>Budget</b>
155-21-430-14010	Interest Income	\$0	\$152	\$0	\$224	\$0	\$0
155-21-430-16051	Da Diversion Filing Fees	\$7,000	\$10,750	\$7,000	\$11,510	\$7,000	\$7,000
	<b>Revenues Total</b>	<b>\$7,000</b>	<b>\$10,902</b>	<b>\$7,000</b>	<b>\$11,734</b>	<b>\$7,000</b>	<b>\$7,000</b>
155-21-430-33120	Special Department Expense	(\$7,000)	(\$4,175)	(\$7,000)	(\$3,675)	(\$7,000)	(\$7,000)
155-21-430-60100	Operating Transfers Out	\$0	\$0	\$0	\$0	\$0	\$0
	<b>Expenses Total</b>	<b>(\$7,000)</b>	<b>(\$4,175)</b>	<b>(\$7,000)</b>	<b>(\$3,675)</b>	<b>(\$7,000)</b>	<b>(\$7,000)</b>
	<b>Use of Fund Balance</b>	<b>\$0</b>	<b>\$6,727</b>	<b>\$0</b>	<b>\$8,059</b>	<b>\$0</b>	<b>\$0</b>

# ECONOMIC DEVELOPMENT

**Jeff Simpson**  
**Economic Development Director**

**Our mission is to support a thriving, sustainable year-round economy for Mono County by strengthening existing business sectors through the pandemic recovery and beyond, providing leadership and resources for business attraction, retention and expansion while preserving the County’s vibrant quality of life and generating “living wage” employment opportunities for residents.**

<b>BUDGET AT A GLANCE</b>	
Total Expenditures	(\$1,294,950)
Total Grant/Earned/ Govt Revenues	\$525,475
Total Use of Fund Balance	\$164,271
<b>Total General Fund Contribution</b>	<b>(\$605,204)</b>
Total Staff	4
% funded by General Fund	47%

## DEPARTMENT SERVICES OVERVIEW

**Economic Development Department.** The Economic Development Department strives to enhance the year-round economic base of Mono County through job creation, by promoting Tourism and overnight visitation, and implementing key initiatives that focus on business retention and expansion, as well as business attraction. The department serves as support staff to the Mono County Economic Development, Tourism and Film Commission, implementing tourism marketing initiatives countywide, acts as the Film Office, and oversees and administers the Fish Enhancement and Fish & Game Propagation programs, as well as administering several Community Support grant programs for local non-profits.

**CHALLENGES, ISSUES & OPPORTUNITIES** The COVID-19 public health crisis, inflation, war in Ukraine, interest rates, and gas prices create economic uncertainty for Mono County’s tourism-based economy. Support for the local business community will continue to be staff’s top priority, and we must be prepared to pivot and respond immediately to support to the ongoing challenges and the impacts on both our visitor and business community.

In 2018, international visitors represented 25% of total visitation to Mono County. As both inbound and outbound international travel remains low for the immediate and foreseeable future, opportunities abound to welcome a growing number of domestic travelers – first-time visitors to Mono County from within California and drive market states. Our ability to inspire loyalty and generate return visitation from the first timer will contribute to future incremental growth of the Mono County visitor base. At the same time, the number one issue the Eastern Sierra region faces as a rapidly growing outdoor recreation destination is visitor management and visitor education with respect to COVID-19 health and safety protocols, responsible outdoor recreation practices, wildfire prevention, and sustainable tourism. These are key priorities for this year.

Other opportunities include leveraging the ongoing migration to rural regions of microbusinesses, remote workers and those seeking a permanent/part-time escape from urban centers due to the pandemic experience and impacts. This migration has contributed to unprecedented real estate sales which generally supports property tax revenues, increase in land stewardship volunteerism, and community growth but also puts pressure on an already depleted housing stock.

Staff capacity continues to be an issue as we backfill positions while adding workload for film intake services, clerical fiscal work, and strategic plan objectives. An opportunity to fund a full-time position at mid-year exists by partnering with Social Services on the Workforce innovation and Opportunity Act (WIOA) along with the currently

budgeted .25 FTE Economic Development Assistant. We will bring this request forward to the board at mid-year for consideration per county administrations guidance.

For more information, call (800) 845-7922, or visit [www.MonoCounty.org](http://www.MonoCounty.org); [www.MonoCountyEconomicDevelopment.com](http://www.MonoCountyEconomicDevelopment.com); [www.FilmMonoCounty.com](http://www.FilmMonoCounty.com)

## REQUESTED BUDGET CHANGES FOR FY2022-23

- **Community Support:** The community grant programs are consistently oversubscribed each year from \$14,000 to \$56,000. In addition, the Town of Mammoth Lakes has requested an increase of \$2,000 for the Youth Sports program, from \$8,000 to \$10,000. The total requested increase of \$18,500 (from \$44,000 to \$62,500) allows for additional funds to support important local non-profits – Chamber fundraising events, Historical Societies/Museums, Performing & Visual Arts organizations -- that deliver programs, events, and products which enhance the lives of local residents, K-12 school students countywide, as well as the visitor experience. The request, broken down, is for an additional \$5,000 for Community Event Marketing Fund (CEMF) from \$20,000 to \$25,000; an additional \$3,500 for Historical Societies Grant Fund (HSGF) from \$6,000 to \$9,500; and additional \$8,000 for Performing & Visual Arts Grant (PVAG) from \$10,000 to \$18,000. The PVAG is the most oversubscribed grant program and the arts and music programs for our schools in both school districts are being impacted. The \$6,000 HSGF is anticipated to be grossly oversubscribed post-pandemic with the launch of a more active June Lake Loop Historical Society and return of applications from Southern Mono Historical Society.
- **Tourism:** The increased expenditures of \$35,500 is supported by cash balance/Tourism Marketing Reserve Fund and will assist in important sustainable tourism/responsible recreation messaging, shoulder season marketing, and international marketing recovery.

## ACCOMPLISHMENTS AND OBJECTIVES

### FY2021-22 Accomplishments

- Transient Occupancy Receipts for FY21-22 expected to surpass projections by approximately 10%, bringing total receipts to 2017-2018 levels. Q2 and Fall color shoulder season saw record breaking TOT numbers.
- Successful application and implementation of CDBG CV 1-2-3 grant funds of almost \$300,000, providing several qualifying local businesses with financial assistance through forgivable loan program.
- Successful design and implementation of sustainable tourism messaging through *Camp Like A Pro* campaign
- Completion of “California’s Great Beyond” branding, including redesign of the ED, Film, and Tourism websites
- Distribution of over \$44,000 in grant funds to 15 eligible non-profits.
- Designed and implemented successful fish stocking plan in 18 bodies of water; produced new edition of Eastern Sierra Fishing Map with new/revised regulations.
- Completed Fish and Fine Fund local program funding program with an evergreen application located on the Mono County website.

### FY2022-23 Strategic Plan Objectives

- Diversify the economy – Explore opportunities to expand and enhance sustainable tourism opportunities, such as off-highway vehicle activities, using current county infrastructure and other public lands.
- Economic Data – provide quarterly reports on Mono County economic data utilizing research and information available through local, state, and federal sources.
- Enhance and strengthen Mono County tourism sector utilizing responsible recreation messaging – Collaborate with federal and state land management agencies, local agencies, partners, and tourism businesses, to educate visitors regarding sustainable and responsible recreation practices.
- Enhance and strengthen Mono County tourism sector utilizing responsible recreation messaging – Focus tourism marketing efforts on shoulder seasons and less visited locations in the country to grow year-round business levels.
- Enhance and strengthen Mono County tourism sector utilizing responsible recreation messaging – Work with Visit California and Mammoth Lakes Tourism to rebuild international visitation post pandemic.

- Support and retain the existing business community – Continue to provide opportunities for business financial/technical assistance programs through local, state, and federal funding opportunities to aid in the post pandemic recovery.
- Support and retain the existing business community – Create and annual business appreciation event to celebrate Mono County businesses.
- Fisheries – Explore partnership agreement(s) with organizations to enhance and sustain sport and recreational fishing along with long-term ecological considerations.

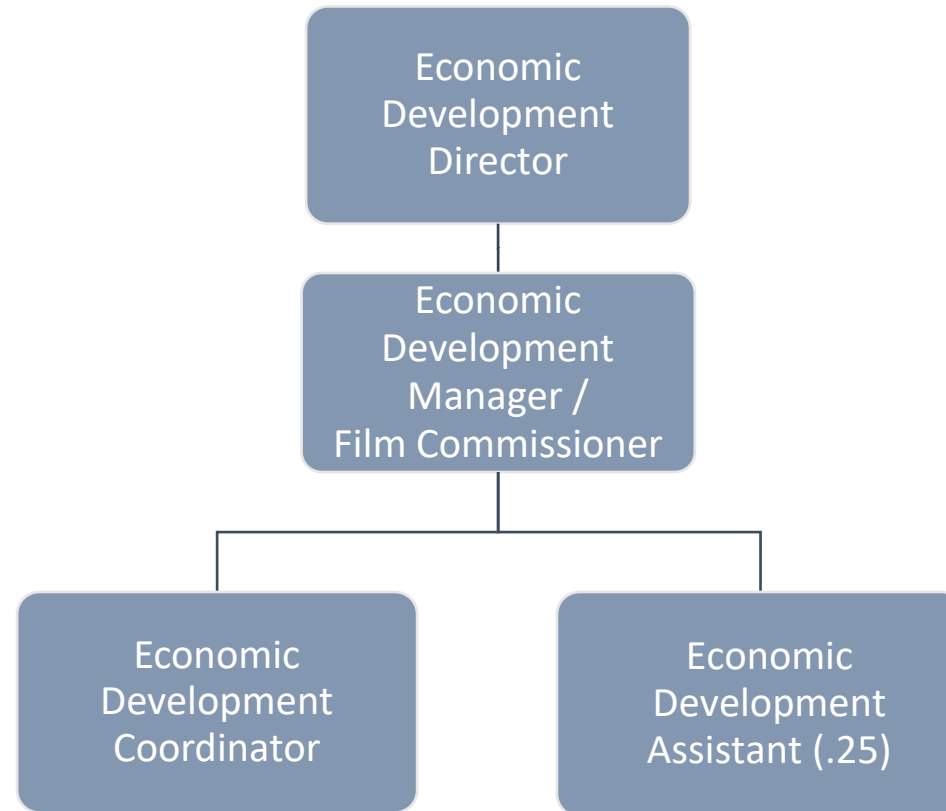
#### **FY2022-23 Department Objectives**

- Drive overnight visitation to Mono County, focused on Q2, Q3, and Q4 (shoulder seasons), to increase Transient Occupancy Tax revenues to 2019 pre-pandemic levels.
- Develop Film Office capacity to provide “intake” services for Inyo National Forest film permit applications and increase opportunities for filming in Mono County.
- Compete CDBG CV 1-2-3 grant funds of 300,000 to qualifying local businesses with financial assistance through forgivable loan program.
- Continue to work with marina operators and local business to implement the most cost-effective way to stock fish throughout Mono County.
- Work with regional economic development partners to leverage and implement California Economic Resilience Funds (CERF).



# ECONOMIC DEVELOPMENT

## Departmental Organizational Chart





## Economic Development

### ED 100-19-190 (Economic Development)

Account Line Item	Account Name	FY2020-21		FY2021-22		FY2022-23	
		Adopted Budget	FY2020-21 Actual	Adopted Budget	FY2021-22 08/18/22 Actual	FY2022-23 Requested Budget	FY2022-23 Recommended Budget
100-19-190-15504	Fed: Cdbg Housing & Comm Devel	\$0	\$0	\$0	\$0	\$0	\$0
100-19-190-16240	Labor Reimbursement	\$5,000	\$2,271	\$5,000	\$0	\$20,000	\$20,000
<b>Revenues Total</b>		<b>\$5,000</b>	<b>\$2,271</b>	<b>\$5,000</b>	<b>\$0</b>	<b>\$20,000</b>	<b>\$20,000</b>
100-19-190-21100	Salary And Wages	(\$281,610)	(\$250,981)	(\$290,740)	(\$330,647)	(\$299,671)	(\$299,671)
100-19-190-21120	Overtime	\$0	\$0	\$0	\$0	\$0	\$0
100-19-190-21130	Auto Allowance	\$0	\$0	\$0	\$0	\$0	\$0
100-19-190-21410	Holiday Pay	\$0	\$0	\$0	\$0	\$0	\$0
100-19-190-22100	Employee Benefits	(\$37,825)	(\$38,142)	(\$35,886)	(\$39,602)	(\$17,236)	(\$17,236)
100-19-190-22110	Employee Benefits - Health (Medical-Dental-Vision)	(\$66,309)	(\$64,956)	(\$60,300)	(\$61,399)	(\$61,161)	(\$61,161)
100-19-190-22120	Employee Benefits - PERS (ER Portion)	(\$77,403)	(\$73,876)	(\$81,554)	(\$81,627)	(\$84,055)	(\$84,055)
100-19-190-22125	PRST Contribution	\$0	\$0	\$0	\$0	(\$21,196)	(\$21,196)
100-19-190-30120	Uniform Allowance	\$0	\$0	\$0	\$0	\$0	\$0
100-19-190-30280	Telephone/Communications	\$0	(\$3,604)	(\$3,285)	(\$3,693)	(\$3,285)	(\$3,285)
100-19-190-30500	Workers' Comp Ins Expense	(\$3,744)	(\$3,744)	(\$4,105)	(\$4,105)	(\$4,253)	(\$4,253)
100-19-190-30510	Liability Insurance Expense	(\$4,543)	(\$4,543)	(\$7,811)	(\$7,811)	(\$14,832)	(\$14,832)
100-19-190-31700	Membership Fees	\$0	\$0	(\$4,550)	(\$500)	(\$550)	(\$550)
100-19-190-32000	Office Expense	(\$1,000)	(\$5,924)	(\$2,000)	(\$2,081)	(\$2,000)	(\$2,000)
100-19-190-32010	TECHNOLOGY EXPENSES	(\$3,325)	(\$4,746)	(\$5,323)	(\$5,323)	(\$7,504)	(\$7,504)
100-19-190-32020	Technology Expense-Software Licenses	(\$4,700)	(\$1,005)	(\$5,000)	(\$1,410)	(\$5,400)	(\$5,400)
100-19-190-32030	Copier Pool	\$0	\$0	\$0	\$0	(\$868)	(\$868)
100-19-190-32360	Consulting Services	\$0	\$0	\$0	\$0	\$0	\$0
100-19-190-32450	Contract Services	(\$23,377)	(\$17,731)	(\$17,913)	(\$36,075)	(\$21,625)	(\$21,625)
100-19-190-32500	Professional & Specialized Ser	(\$26,000)	(\$23,037)	(\$20,629)	(\$6,548)	(\$16,951)	(\$16,951)
100-19-190-32800	Publications & Legal Notices	\$0	\$0	\$0	\$0	\$0	\$0
100-19-190-32950	Rents & Leases - Real Property	(\$48,606)	\$0	(\$46,038)	\$0	\$0	\$0
100-19-190-33120	Special Department Expense	\$0	(\$1,366)	\$0	\$0	\$0	\$0
100-19-190-33350	Travel & Training Expense	(\$6,500)	(\$569)	(\$7,000)	(\$1,300)	(\$9,700)	(\$9,700)
100-19-190-33351	Vehicle Fuel Costs	(\$1,000)	(\$835)	(\$1,000)	(\$996)	(\$1,200)	(\$1,200)
100-19-190-33360	Motor Pool Expense	(\$3,500)	(\$1,921)	(\$3,000)	(\$2,938)	(\$6,670)	(\$6,670)
100-19-190-33602	Civic Center Utilities	\$0	(\$2,401)	\$0	(\$2,707)	(\$3,415)	(\$3,415)
100-19-190-53030	Capital Equipment, \$5,000+	\$0	\$0	\$0	\$0	\$0	\$0
100-19-190-60100	Operating Transfers Out	\$0	(\$43,632)	\$0	(\$43,344)	\$0	\$0
100-19-190-60110	Civic Center Rent	\$0	\$0	\$0	\$0	(\$43,632)	(\$43,632)
100-19-190-70500	Credit Card Clearing Account	\$0	\$0	\$0	\$0	\$0	\$0
100-19-190-72960	A-87 Indirect Costs	\$0	\$0	\$0	\$0	\$0	\$0
100-19-190-90000	Prior Year GF Allocation	\$0	\$0	\$0	\$0	\$0	\$0
<b>Expenses Total</b>		<b>(\$589,442)</b>	<b>(\$543,013)</b>	<b>(\$596,134)</b>	<b>(\$632,104)</b>	<b>(\$625,204)</b>	<b>(\$625,204)</b>
<b>NET</b>		<b>(\$584,442)</b>	<b>(\$540,742)</b>	<b>(\$591,134)</b>	<b>(\$632,104)</b>	<b>(\$605,204)</b>	<b>(\$605,204)</b>

### ED 102-19-192 (Fish Enhancement)

Account Line Item	Account Name	FY2020-21		FY2021-22		FY2022-23	
		Adopted Budget	FY2020-21 Actual	Adopted Budget	FY2021-22 08/18/22 Actual	FY2022-23 Requested Budget	FY2022-23 Recommended Budget
102-19-192-14010	Interest Income	\$0	\$392	\$0	\$643	\$150	\$150
102-19-192-17010	Miscellaneous Revenue	\$0	\$0	\$0	\$0	\$100	\$100
102-19-192-18100	Operating Transfers In	\$103,737	\$103,737	\$103,737	\$103,737	\$100,000	\$100,000
<b>Use of Fund Balance</b>		<b>\$103,737</b>	<b>\$104,129</b>	<b>\$103,737</b>	<b>\$104,380</b>	<b>\$100,250</b>	<b>\$100,250</b>
102-19-192-32000	Office Expense	(\$100)	(\$69)	(\$100)	(\$70)	(\$100)	(\$100)
102-19-192-32010	TECHNOLOGY EXPENSES	\$0	\$0	\$0	\$0	\$0	\$0
102-19-192-32450	Contract Services	(\$100,000)	(\$123,700)	(\$100,000)	(\$102,797)	(\$129,150)	(\$129,150)
102-19-192-32500	Professional & Specialized Ser	\$0	\$0	\$0	\$0	\$0	\$0
102-19-192-33120	Special Department Expense	\$0	\$0	\$0	\$0	\$0	\$0
102-19-192-33350	Travel & Training Expense	(\$3,637)	\$0	(\$3,637)	\$0	\$0	\$0
102-19-192-60100	Operating Transfers Out	\$0	\$0	\$0	\$0	\$0	\$0
102-19-192-72960	A-87 Indirect Costs	\$0	\$0	\$0	\$0	\$0	\$0
<b>Expenses Total</b>		<b>(\$103,737)</b>	<b>(\$123,769)</b>	<b>(\$103,737)</b>	<b>(\$102,867)</b>	<b>(\$129,250)</b>	<b>(\$129,250)</b>
<b>Use of Fund Balance</b>		<b>\$0</b>	<b>(\$19,640)</b>	<b>\$0</b>	<b>\$1,513</b>	<b>(\$29,000)</b>	<b>(\$29,000)</b>

### ED 104-27-193 (Fish & Game Propagation)

## Economic Development

Account Line Item	Account Name	FY2020-21		FY2021-22		FY2021-22	FY2022-23	FY2022-23
		Adopted Budget	FY2020-21 Actual	Adopted Budget	08/18/22 Actual	Requested Budget	Recommended Budget	
104-27-193-13030	Fish & Game Fines	\$7,500	\$32,781	\$7,500	\$24,509	\$7,500	\$7,500	
104-27-193-13051	Fish & Game Restitution	\$0	\$89	\$0	\$0	\$0	\$0	
104-27-193-14010	Interest Income	\$100	\$846	\$100	\$1,112	\$400	\$400	
104-27-193-17010	Miscellaneous Revenue	\$0	\$0	\$0	\$0	\$0	\$0	
<b>Revenues Total</b>		<b>\$7,600</b>	<b>\$33,716</b>	<b>\$7,600</b>	<b>\$25,621</b>	<b>\$7,900</b>	<b>\$7,900</b>	
104-27-193-33120	Special Department Expense	(\$64,000)	(\$10,000)	(\$61,600)	(\$5,000)	(\$87,456)	(\$87,456)	
<b>Expenses Total</b>		<b>(\$64,000)</b>	<b>(\$10,000)</b>	<b>(\$61,600)</b>	<b>(\$5,000)</b>	<b>(\$87,456)</b>	<b>(\$87,456)</b>	
<b>Use of Fund Balance</b>		<b>(\$56,400)</b>	<b>\$23,716</b>	<b>(\$54,000)</b>	<b>\$20,621</b>	<b>(\$79,556)</b>	<b>(\$79,556)</b>	

### ED 105-19-191 (Tourism)

Account Line Item	Account Name	FY2020-21		FY2021-22		FY2021-22	FY2022-23	FY2022-23
		Adopted Budget	FY2020-21 Actual	Adopted Budget	08/18/22 Actual	Requested Budget	Recommended Budget	
105-19-191-10100	Transient Occupancy Tax	\$182,092	\$295,286	\$276,807	\$298,057	\$313,985	\$313,985	
105-19-191-14010	Interest Income	\$1,000	\$3,439	\$1,000	\$3,404	\$1,000	\$1,000	
105-19-191-15476	St: Dept Of Parks & Rec	\$0	\$0	\$0	\$0	\$0	\$0	
105-19-191-15900	Oth: Other Govt Agencies	\$0	\$0	\$0	\$9,840	\$0	\$0	
105-19-191-16016	General Sale Of Goods	\$0	\$0	\$0	\$0	\$0	\$0	
105-19-191-16499	Booking Fee Revenue	\$1,000	\$0	\$0	\$0	\$0	\$0	
105-19-191-16500	Fees For Advertising Space	\$30,000	\$25,790	\$0	\$0	\$0	\$0	
105-19-191-17010	Miscellaneous Revenue	\$0	\$0	\$0	\$0	\$9,840	\$9,840	
105-19-191-17050	Donations & Contributions	\$0	\$0	\$0	\$0	\$0	\$0	
105-19-191-18100	Operating Transfers In	\$5,000	\$5,000	\$10,000	\$10,000	\$10,000	\$10,000	
<b>Revenues Total</b>		<b>\$219,092</b>	<b>\$329,515</b>	<b>\$287,807</b>	<b>\$321,302</b>	<b>\$334,825</b>	<b>\$334,825</b>	
105-19-191-30280	Telephone/Communications	(\$485)	\$0	(\$458)	\$0	(\$458)	(\$458)	
105-19-191-31700	Membership Fees	(\$3,925)	(\$5,967)	(\$3,925)	(\$3,046)	(\$4,050)	(\$4,050)	
105-19-191-32000	Office Expense	(\$3,000)	(\$591)	(\$2,000)	(\$499)	(\$1,000)	(\$1,000)	
105-19-191-32010	TECHNOLOGY EXPENSES	\$0	\$0	\$0	\$0	\$0	\$0	
105-19-191-32020	Technology Expense-Software Licenses	(\$29,340)	(\$37,789)	(\$34,130)	(\$22,940)	(\$35,600)	(\$35,600)	
105-19-191-32450	Contract Services	(\$52,550)	(\$83,461)	(\$52,550)	(\$71,389)	(\$59,432)	(\$59,432)	
105-19-191-32500	Professional & Specialized Ser	(\$139,592)	(\$121,475)	(\$144,044)	(\$178,939)	(\$184,900)	(\$184,900)	
105-19-191-32800	Publications & Legal Notices	\$0	\$0	\$0	\$0	\$0	\$0	
105-19-191-33010	Small Tools & Instruments	\$0	\$0	\$0	\$0	\$0	\$0	
105-19-191-33120	Special Department Expense	(\$25,200)	\$3,195	(\$46,000)	(\$32,969)	(\$43,000)	(\$43,000)	
105-19-191-33350	Travel & Training Expense	(\$20,000)	\$454	(\$34,700)	(\$20,176)	(\$33,900)	(\$33,900)	
105-19-191-33351	Vehicle Fuel Costs	\$0	\$0	\$0	\$0	\$0	\$0	
105-19-191-33360	Motor Pool Expense	\$0	\$0	\$0	\$0	\$0	\$0	
105-19-191-47010	Contributions To Other Governm	\$0	\$0	\$0	\$0	\$0	\$0	
105-19-191-47020	Contributions To Non-Profit Or	(\$10,000)	\$0	(\$10,000)	(\$10,000)	(\$10,000)	(\$10,000)	
105-19-191-60100	Operating Transfers Out	\$0	\$0	\$0	\$0	\$0	\$0	
105-19-191-70500	Credit Card Clearing Account	\$0	\$0	\$0	\$0	\$0	\$0	
105-19-191-72960	A-87 Indirect Costs	\$0	\$0	\$0	\$0	\$0	\$0	
<b>Expenses Total</b>		<b>(\$284,092)</b>	<b>(\$245,633)</b>	<b>(\$327,807)</b>	<b>(\$339,958)</b>	<b>(\$372,340)</b>	<b>(\$372,340)</b>	
<b>Use of Fund Balance</b>		<b>(\$65,000)</b>	<b>\$83,882</b>	<b>(\$40,000)</b>	<b>(\$18,656)</b>	<b>(\$37,515)</b>	<b>(\$37,515)</b>	

### ED 109-19-190 (Community Support Groups)

Account Line Item	Account Name	FY2020-21		FY2021-22		FY2021-22	FY2022-23	FY2022-23
		Adopted Budget	FY2020-21 Actual	Adopted Budget	08/18/22 Actual	Requested Budget	Recommended Budget	
109-19-190-14010	Interest Income	\$0	\$0	\$0	\$0	\$0	\$0	
109-19-190-15900	Oth: Other Govt Agencies	\$0	\$0	\$0	\$0	\$0	\$0	
109-19-190-18100	Operating Transfers In	\$44,000	\$44,000	\$44,000	\$44,000	\$62,500	\$62,500	
<b>Revenues Total</b>		<b>\$44,000</b>	<b>\$44,000</b>	<b>\$44,000</b>	<b>\$44,000</b>	<b>\$62,500</b>	<b>\$62,500</b>	
109-19-190-32500	Professional & Specialized Ser	\$0	\$0	\$0	\$0	\$0	\$0	
109-19-190-33120	Special Department Expense	\$0	\$0	\$0	\$0	\$0	\$0	
109-19-190-47010	Contributions To Other Governm	\$0	\$0	(\$8,000)	\$0	(\$10,000)	(\$10,000)	
109-19-190-47020	Contributions To Non-Profit Or	(\$63,589)	(\$30,139)	(\$50,800)	(\$40,600)	(\$70,700)	(\$70,700)	
<b>Expenses Total</b>		<b>(\$63,589)</b>	<b>(\$30,139)</b>	<b>(\$58,800)</b>	<b>(\$40,600)</b>	<b>(\$80,700)</b>	<b>(\$80,700)</b>	
<b>Use of Fund Balance</b>		<b>(\$19,589)</b>	<b>\$13,861</b>	<b>(\$14,800)</b>	<b>\$3,400</b>	<b>(\$18,200)</b>	<b>(\$18,200)</b>	

# EMERGENCY MEDICAL SERVICES

**Bryan Bullock**  
**Chief of Emergency Medical Services**

The mission of Mono County Emergency Medical Services is to provide quality services to the County which preserve life, reduce suffering, improve health, and promote the safety of citizens and visitors who live, work, and play in our County.

## BUDGET AT A GLANCE

Total Expenditures	(\$4,578,462)
Total Grant/Earned/ Govt Revenues	\$2,589,250
Total Use of Fund Balance	\$0
<hr/>	
Total General Fund Contribution	(\$1,989,212)
<hr/>	
Total Funded FTE	26
% funded by General Fund	43%

## DEPARTMENT SERVICES OVERVIEW

**Emergency Medical Services.** Mono County Emergency Medical Services is the pre-hospital, advanced life support, ambulance transport department for the County. Established in 1978, Mono County EMS has provided 24/7 emergency service to the citizens and visitors to Mono County. Our paramedics and EMT's face a variety of challenges in accessing, treating, and transporting patients in extreme weather conditions and geographical terrain. Training and experience in rope, ice, and swift water rescue, as well as advanced trauma and medical skills, provide the citizens and visitors who recreate here a level of safety and security knowing that help is just a 9-1-1 call away.

### CHALLENGES, ISSUES & OPPORTUNITIES

Key challenges for Emergency Medical Services include:

- The ability to recruit EMS staff to keep up with the retirements anticipated for next year.
- Train with MCSO and Behavioral Health to better serve patients experiencing behavioral health emergencies.
- Continue to work to engage with the community to meet current needs and expectations.
- Sustainability, adaptability, and revenue enhancement will be priorities in FY2022-23.
- There was increase in Medi-Cal/Medicaid patients in FY2022 which resulted in realizing less revenue than expected.
- There will be another 20% increase to Ambulance fees to offset cost of EMS program to general fund.

For more information, call (760) 932-5485, or visit <https://monocounty.ca.gov/ems>

## REQUESTED BUDGET CHANGES FOR FY2022-23

- 21100 Salary and Wages. Staff includes: EMS Chief, Fiscal & Admin. Officer II, 4 Captains, Training Officer, 15 Paramedics, and 5 EMT's.
- Reclassify 2 EMT's as Paramedics through attrition.
- 30122 Uniform/Safety Gear. Increase to replace worn safety equipment and outfit new staff with cold weather gear.
- 32450 Contract Services. Increase due to stipend contract with Chalfant Fire District and increased call volume.
- 32860 Rents and Leases. Other. Increase due to contract increase with Antelope Valley Fire District for ambulance bay rental.
- 33010 Small Tools. Increased to purchase 4 iPads for ambulances.
- 33600 Utilities. Increase due to rising cost of propane and electric.

- 53030 Capital Equipment, \$5,000+. Purchase 5 additional AEDs for placement in County facilities. Replace expired batteries and pads for existing units.

---

## ACCOMPLISHMENTS AND OBJECTIVES

### FY2021-22 Accomplishments

- All staff certified as Ambulance Documentation Specialists. This improved documentation skills reduced the number of insurance denials and increased care and revenue.
- Remounted Bridgeport ambulance – Medic 7. This action reduced the cost of ambulance replacement by 52% by replacing the chassis only.
- COVID-19 Testing assisted law enforcement with the rapid testing of arrested individuals prior to booking. This helped protect the jail from COVID spread.
- Paramedic recruitment was successfully and led to internal recruitment from within our Reserve EMT staff.

### FY2022-24 Strategic Plan Objectives

- Enhance quality of life for our Children and Aging Population with prompt Emergency Response.

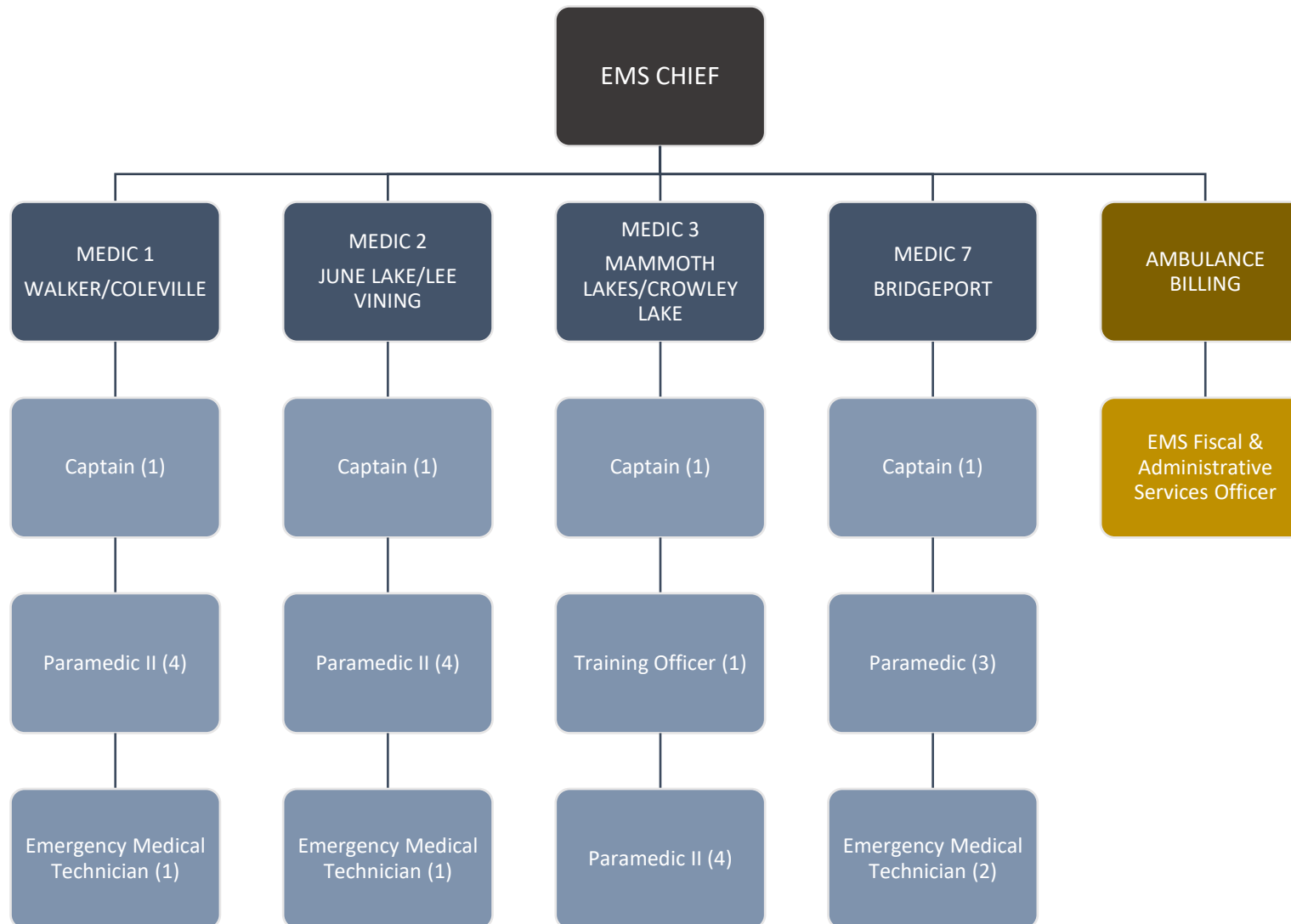
### FY2022-23 Objectives

- Safe and healthy community strategies were implemented through the below action:
- Enhance County-wide Automated External Defibrillator Program (AED)
- Place five additional AEDs in County buildings. Replace expired batteries and pads in existing units.
- Develop relationships with NPS, MWTC, SAR and local FD's
- Work with allied agencies to increase training together through hosting outside instructors, cost sharing, and coordinated training.
- Active pursuit of alternative funding sources by apply for grant funding through Federal and State resources to upgrade or replace aging capital equipment (EKG monitors, power-load gurney's).



# EMERGENCY MEDICAL SERVICES

## Departmental Organizational Chart



## Emergency Medical Services

### EMS 100-42-855 (EMS)

Account Line Item	Account Name	FY2020-21		FY2021-22		FY2021-22	FY2022-23	FY2022-23
		Adopted Budget	FY2020-21 Actual	Adopted Budget	08/18/22 Actual	Requested Budget	Recommended Budget	
100-42-855-10100	Transient Occupancy Tax	\$359,505	\$590,927	\$561,126	\$596,473	\$628,000	\$628,000	\$628,000
100-42-855-15310	St: Pub Safety-Prop 172 Sales	\$283,750	\$432,568	\$355,500	\$440,756	\$440,750	\$440,750	\$440,750
100-42-855-15340	St: Maddy Fund Revenue - Param	\$8,000	\$10,804	\$8,000	\$0	\$8,000	\$8,000	\$8,000
100-42-855-15445	St: Realignment-Ambulance	\$0	\$0	\$0	\$0	\$0	\$0	\$0
100-42-855-15553	Federal CARES Act	\$0	\$20,471	\$0	\$0	\$0	\$0	\$0
100-42-855-16350	Ambulance Fees	\$1,450,000	\$973,959	\$1,450,000	\$745,466	\$1,500,000	\$1,500,000	\$1,500,000
100-42-855-16351	STAND-BY FEES - PARAMEDICS	\$7,500	\$99,900	\$7,500	\$11,413	\$7,500	\$7,500	\$7,500
100-42-855-16360	Professional Fees (Paramedics)	\$0	\$0	\$0	\$0	\$0	\$0	\$0
100-42-855-16361	EMS Subscription Fees for Membership Program	\$10,000	\$2,600	\$10,000	\$3,445	\$5,000	\$5,000	\$5,000
<b>Revenues Total</b>		<b>\$2,118,755</b>	<b>\$2,131,229</b>	<b>\$2,392,126</b>	<b>\$1,797,552</b>	<b>\$2,589,250</b>	<b>\$2,589,250</b>	<b>\$2,589,250</b>
100-42-855-21100	Salary And Wages	(\$1,840,153)	(\$1,772,644)	(\$1,929,085)	(\$1,903,835)	(\$2,034,605)	(\$2,034,605)	(\$2,034,605)
100-42-855-21120	Overtime	(\$350,000)	(\$464,180)	(\$350,000)	(\$454,591)	(\$350,000)	(\$350,000)	(\$350,000)
100-42-855-21130	Auto Allowance	\$0	\$0	\$0	\$0	\$0	\$0	\$0
100-42-855-21410	Holiday Pay	(\$122,823)	(\$106,693)	(\$128,903)	(\$110,741)	(\$136,314)	(\$136,314)	(\$136,314)
100-42-855-22100	Employee Benefits	(\$239,093)	(\$328,049)	(\$255,440)	(\$296,207)	(\$102,772)	(\$102,772)	(\$102,772)
100-42-855-22110	Employee Benefits - Health (Medical-Dental-Vision)	(\$309,458)	(\$384,279)	(\$341,920)	(\$438,679)	(\$370,026)	(\$370,026)	(\$370,026)
100-42-855-22120	Employee Benefits - PERS (ER Portion)	(\$829,178)	(\$621,348)	(\$939,799)	(\$712,957)	(\$794,272)	(\$794,272)	(\$794,272)
100-42-855-22125	PRST Contribution	\$0	\$0	\$0	\$0	(\$127,861)	(\$127,861)	(\$127,861)
100-42-855-30120	Uniform Allowance	(\$17,625)	(\$17,411)	(\$19,875)	(\$17,672)	(\$16,877)	(\$16,877)	(\$16,877)
100-42-855-30122	Uniform/Safety Gear	(\$8,000)	(\$769)	(\$8,000)	(\$3,901)	(\$10,000)	(\$10,000)	(\$10,000)
100-42-855-30280	Telephone/Communications	(\$17,095)	(\$16,025)	(\$18,810)	(\$12,678)	(\$11,964)	(\$11,964)	(\$11,964)
100-42-855-30350	Household Expenses	(\$5,000)	(\$7,774)	(\$6,000)	(\$6,605)	(\$6,000)	(\$6,000)	(\$6,000)
100-42-855-30500	Workers' Comp Ins Expense	(\$56,372)	(\$56,372)	(\$82,197)	(\$82,197)	(\$82,688)	(\$82,688)	(\$82,688)
100-42-855-30510	Liability Insurance Expense	(\$32,237)	(\$31,222)	(\$42,558)	(\$42,558)	(\$69,885)	(\$69,885)	(\$69,885)
100-42-855-31200	Equip Maintenance & Repair	(\$10,000)	(\$5,165)	(\$10,000)	(\$6,978)	(\$10,000)	(\$10,000)	(\$10,000)
100-42-855-31400	Building/Land Maint & Repair	(\$1,500)	(\$1,075)	(\$1,500)	(\$202)	(\$1,500)	(\$1,500)	(\$1,500)
100-42-855-31530	Medical/Dental & Lab Supplies	(\$45,000)	(\$51,234)	(\$45,000)	(\$54,131)	(\$45,000)	(\$45,000)	(\$45,000)
100-42-855-31700	Membership Fees	(\$8,000)	(\$3,600)	(\$4,000)	(\$3,910)	(\$10,000)	(\$10,000)	(\$10,000)
100-42-855-32000	Office Expense	(\$10,000)	(\$9,912)	(\$10,000)	(\$4,859)	(\$5,000)	(\$5,000)	(\$5,000)
100-42-855-32005	Banking Expenses	(\$4,800)	(\$3,390)	(\$4,800)	(\$3,646)	(\$4,800)	(\$4,800)	(\$4,800)
100-42-855-32010	TECHNOLOGY EXPENSES	(\$32,882)	(\$33,409)	(\$42,456)	(\$50,775)	(\$60,668)	(\$60,668)	(\$60,668)
100-42-855-32020	Technology Expense-Software Licenses	(\$7,800)	(\$9,895)	(\$15,200)	(\$11,017)	(\$15,200)	(\$15,200)	(\$15,200)
100-42-855-32030	Copier Pool	\$0	\$0	\$0	\$0	(\$3,195)	(\$3,195)	(\$3,195)
100-42-855-32450	Contract Services	(\$10,000)	(\$13,900)	(\$10,000)	(\$14,473)	(\$53,000)	(\$53,000)	(\$53,000)
100-42-855-32500	Professional & Specialized Ser	(\$6,300)	(\$5,082)	(\$4,000)	(\$3,618)	(\$4,000)	(\$4,000)	(\$4,000)
100-42-855-32800	Publications & Legal Notices	\$0	\$0	\$0	\$0	\$0	\$0	\$0
100-42-855-32860	Rents & Leases - Other	(\$17,000)	(\$16,629)	(\$17,000)	(\$17,000)	(\$17,150)	(\$17,150)	(\$17,150)
100-42-855-32950	Rents & Leases - Real Property	\$0	\$0	\$0	\$0	\$0	\$0	\$0
100-42-855-33010	Small Tools & Instruments	\$0	\$0	\$0	\$0	(\$5,000)	(\$5,000)	(\$5,000)
100-42-855-33100	Education & Training	(\$15,000)	(\$9,847)	(\$15,000)	(\$6,236)	(\$20,000)	(\$20,000)	(\$20,000)
100-42-855-33120	Special Department Expense	(\$254,500)	(\$253,466)	(\$5,000)	(\$563)	(\$5,000)	(\$5,000)	(\$5,000)
100-42-855-33350	Travel & Training Expense	(\$5,000)	(\$1,060)	(\$5,000)	(\$3,071)	(\$5,000)	(\$5,000)	(\$5,000)
100-42-855-33351	Vehicle Fuel Costs	(\$29,700)	(\$27,072)	(\$30,000)	(\$40,541)	(\$30,000)	(\$30,000)	(\$30,000)
100-42-855-33360	Motor Pool Expense	(\$141,000)	(\$121,220)	(\$150,766)	(\$219,222)	(\$134,339)	(\$134,339)	(\$134,339)
100-42-855-33600	Utilities	(\$18,000)	(\$20,464)	(\$18,000)	(\$25,700)	(\$25,000)	(\$25,000)	(\$25,000)
100-42-855-53030	Capital Equipment, \$5,000+	\$0	\$0	\$0	\$0	(\$11,345)	(\$11,345)	(\$11,345)
100-42-855-60100	Operating Transfers Out	\$0	(\$158,981)	\$0	(\$163,229)	\$0	\$0	\$0
100-42-855-70500	Credit Card Clearing Account	\$0	\$0	\$0	(\$1,755)	\$0	\$0	\$0
100-42-855-72960	A-87 Indirect Costs	\$0	\$0	\$0	\$0	\$0	\$0	\$0
100-42-855-90000	Prior Year GF Allocation	(\$24,185)	\$0	\$0	\$0	\$0	\$0	\$0
<b>Expenses Total</b>		<b>(\$4,467,701)</b>	<b>(\$4,552,167)</b>	<b>(\$4,510,309)</b>	<b>(\$4,713,548)</b>	<b>(\$4,578,462)</b>	<b>(\$4,578,462)</b>	<b>(\$4,578,462)</b>
<b>NET</b>		<b>(\$2,348,946)</b>	<b>(\$2,420,938)</b>	<b>(\$2,118,183)</b>	<b>(\$2,915,996)</b>	<b>(\$1,989,212)</b>	<b>(\$1,989,212)</b>	<b>(\$1,989,212)</b>

# FINANCE

**Janet Dutcher, CPA, CGFM, MPA**  
**Director of Finance**

The Office of the Auditor-Controller Division of the Department of Finance is to provide independent accounting, reporting, and auditing services to County departments, special districts, and schools in accordance with federal, state, and local laws in an efficient and cost-effective manner, thus maximizing their value to the people of Mono County.

<b>BUDGET AT A GLANCE</b>	
Total Expenditures	(\$8,686,398)
Total Grant/Earned/ Govt Revenues	\$39,595,682
Total Use of Fund Balance	(\$482,773)
<hr/>	
Total General Fund Contribution	\$30,426,511
Total Staff	12
% funded by General Fund	100.00%

The Treasurer-Tax Collector Division of the Department of Finance is to invest public funds in a way that ensures security of principal, sufficient liquidity to meet operating cash flow needs of pool participants, and to receive a market rate of return while adhering to all applicable laws, statutes, and resolutions. Additionally, the office is to provide high quality consistent customer service to taxpayers and businesses in collecting taxes and licenses while exercising consistent due process in following all federal, state, and local tax laws and ordinances. The Division collects taxes on behalf of all taxing jurisdictions in the County.

## DEPARTMENT SERVICES OVERVIEW

**Finance.** The Department of Finance provides accounting, budgeting, payroll, cash management and investing, tax billing and collecting and other financial services delivered through two divisions: Auditor-Controller and Treasurer-Tax Collector. The Finance Department is responsible for the following budget units:

Budget Unit Identifier	Budget Unit Name	Description of Purpose
100-10-001	General Revenues	Represents the County's GF discretionary resources that includes property, sales, and transient occupancy taxes, among other sources of revenues having no restrictions.
100-10-071	GF Transfers & Contributions	Used to make County required maintenance of effort (MOE) payments, subsidies to other County services, and support for external agencies and community organizations.
100-10-330	GF Contingency	GF expenditure contingency, according to budget policy. Provides resources when unanticipated spending occurs, or actual spending exceeds existing budget estimates with no other sources of funding.
100-12-070	Finance Department	Operating budget unit for the Finance Department that includes 13 employees.
100-21-075	Court MOE	A budget unit used to pay the County's obligations with the Superior Court as required by law, including the facilities MOE, Court Operations MOE, and the 50/50 Excess Revenue payment.
101-10-001	General Reserve Fund	A reserve fund, accumulating resources available to financially support the County's response during a legally declared emergency.

134-22-440	EMS Fund (Maddy's Law)	Revenues consist of the penalty assessments in Government Code section 76000 and 76000.5, per resolution of the Board of Supervisors. Resources are available to support paramedics, emergency hospital visits, and certain physicians and surgeon costs.
150-10-001	Cannabis Taxes Fund	Collection offset by the cost of collection of Cannabis Business Taxes.
151-10-001	Economic Stabilization Fund	A reserve fund, setting aside resources for future spending needs.
179-10-001	Disaster Assistance Fund	Spending and collection of resources associated with officially declared emergencies.
198-10-001	Debt Service Fund	Accumulates resources for making annual debt service payments.
655-10-305	Copier Pool Fund	Pooling of copiers, postage, and folding machines for use by County departments.

### CHALLENGES, ISSUES & OPPORTUNITIES

Employing and retaining trained and experienced staff in both divisions who can anticipate and solve problems, recognize non-compliance and instruct users on how to fix the underlying causes, and meet deadlines on time and without errors is the Department's chief challenge. Issues arise when our users and taxpayers' desires for expediency, flexibility, and/or exceptions to rules and policy conflict with ensuring all transactions comply with federal, state, and local rules and policy. Key opportunities for substantive improvement in our operations is the development of knowledge-based library resources and using technology to offer staff relevant educational training.

For more information, call (760) 932-5410, or visit <https://monocounty.ca.gov/auditor>  
<https://www.monocounty.ca.gov/tax>

## REQUESTED BUDGET CHANGES FOR FY2022-23

- Difficulties in recruiting has led the department to underfill and invest in training. This produces \$45,000 in salary savings over this year's budget, not including training costs.
- Existing vendor costs are 3% to 7.5% higher than last year.
- \$15,000 to engage a third-party administrator who will update our deferred compensation benefit plan documents and guide the Department in establishing a deferred compensation benefit oversight committee.
- Anticipate spending \$20,000 less on special district audits because the external auditor made significant progress on finishing backlogged unaudited years.
- Travel and training budget increased nearly \$13,000 to accommodate in-person meetings and conferences, participation in state wide associations for Auditor-Controllers and Treasurer-Tax Collectors, and also expand training opportunities for newer staff additions.

## ACCOMPLISHMENTS AND OBJECTIVES

### FY2021-22 Accomplishments

- Supported County efforts to engage employees in leadership opportunities.
- Sent four (4) key Finance employees to the NACo Leadership Academy with a 100% graduation rate.
- Implemented a cross training program to improve collaboration, to strengthen team relationships and motivation, to increase efficiency, and to support succession planning.
- Collections for current secured taxes as of June 30, 2022 are at 99.25%.
- Fully staffed as of May 16, 2022.
- Committed to recruiting employees that are a good fit, self-motivated, and looking to improve their knowledge and skills.
- Conducted a series of board workshops addressing the County's unfunded pension liability, the more than 90% funding of the County's Other Post Employment Benefits (OPEB) liability, and use of Pension Obligation Bonds and the Pension Rate Stabilization Trust.



### **FY2022-24 Strategic Plan Objectives**

- Hold two (2) fiscal training workshops for department heads and fiscal staff

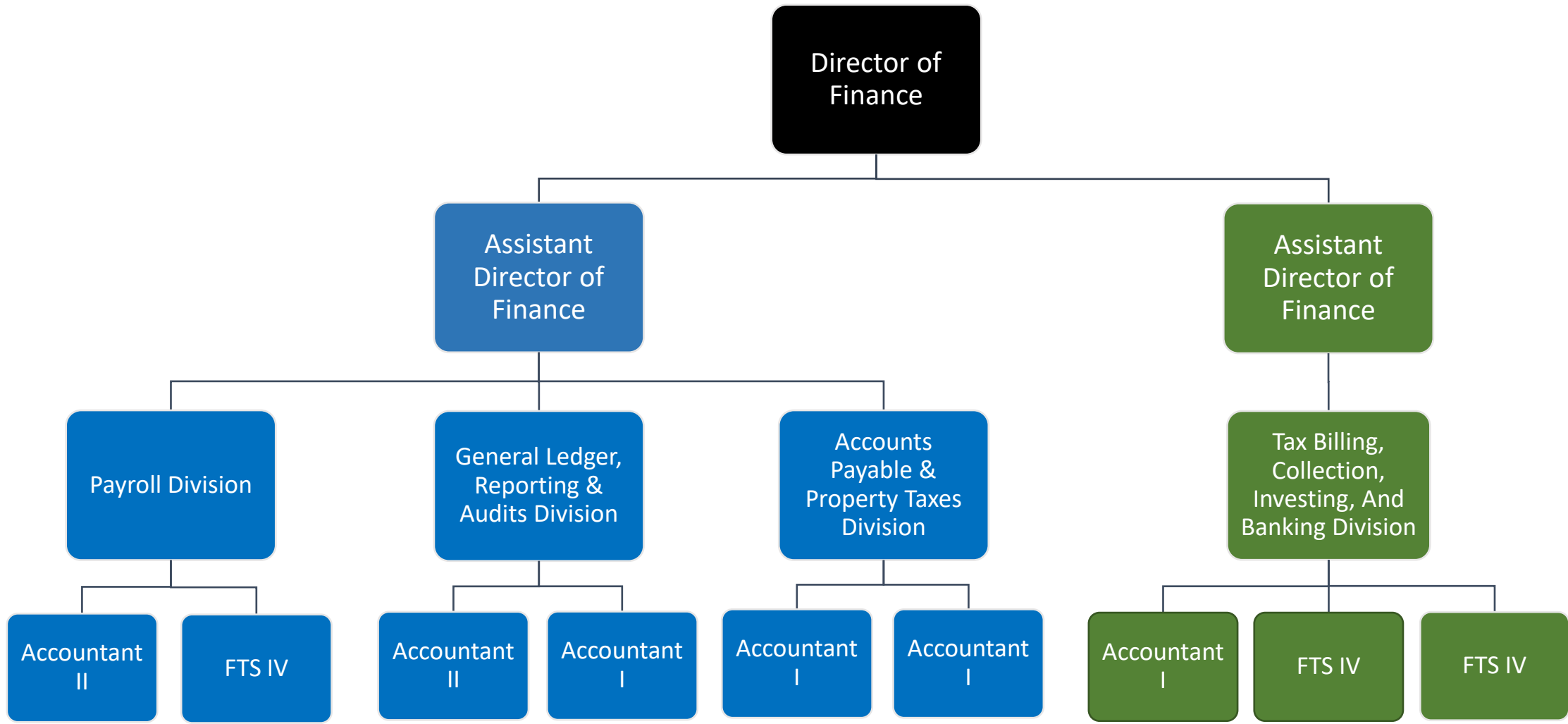
### **FY2022-23 Objectives**

- Migration from Innoprise Suite of software to Harris City Suite application.
- Implementation of capital asset tracking and accounting using City Suite.
- Complete the annual financial audit and reporting by January 31, 2023.
- Complete the preparation of the County's annual cost plan by March 31, 2023.
- Engage a third-party administrator to advise the County about management of Deferred Compensation Plans, including updating of the County's plan documents by June 30, 2023.
- Coordinate quarterly training with outside departments to communicate fiscal processes and best practices.
- Continue exceeding 99% collection on the current secured property tax roll.
- Send two finance employees to the NACo Leadership Academy.



# FINANCE

## Departmental Organizational Chart



## Finance

### FN 100-10-001 (General Revenues)

Account Line Item	Account Name	FY2020-21		FY2021-22		FY2022-23	
		Adopted Budget	FY2020-21 Actual	Adopted Budget	FY2021-22 Actual 08/18/22	FY2022-23 Requested Budget	FY2022-23 Recommended Budget
100-10-001-10020	Prop Tax -Current Secured	\$17,692,000	\$18,077,717	\$18,524,000	\$19,456,301	\$21,165,000	\$21,165,000
100-10-001-10030	Prop Tax -Current Unsecured	\$1,260,000	\$1,399,299	\$1,330,000	\$1,252,642	\$1,292,000	\$1,292,000
100-10-001-10040	Prop Tax -Delinq Secured Redem	\$206,000	\$218,216	\$180,000	\$164,234	\$172,723	\$172,723
100-10-001-10050	Prop Tax -Delinq Unsecured Red	\$2,000	\$1,047	\$2,000	\$3,928	\$2,000	\$2,000
100-10-001-10060	Prop Tax - Supplemental	\$216,000	\$335,079	\$220,000	\$708,606	\$319,466	\$319,466
100-10-001-10061	Prop Tax -Unitary	\$468,000	\$588,863	\$550,000	\$631,931	\$715,000	\$715,000
100-10-001-10062	Prop Tax -Excess Eraf	\$650,000	\$1,273,212	\$671,422	\$1,279,951	\$1,000,000	\$1,000,000
100-10-001-10063	Prop Tax -Prop 1A Suspense Sec	\$0	\$0	\$0	\$0	\$0	\$0
100-10-001-10080	Prop Tax -Penalties/Interest	\$200,000	\$301,913	\$200,000	\$322,414	\$307,570	\$307,570
100-10-001-10090	Sales & Use Tax	\$547,242	\$772,678	\$600,000	\$689,375	\$653,000	\$653,000
100-10-001-10100	Transient Occupancy Tax	\$1,616,832	\$2,658,642	\$2,524,560	\$2,683,590	\$2,967,000	\$2,967,000
100-10-001-10110	Property Transfer Tax	\$240,000	\$588,243	\$240,000	\$512,409	\$321,000	\$321,000
100-10-001-10120	Williamson Act-Agriculture Sub	\$0	\$0	\$0	\$0	\$0	\$0
100-10-001-10140	Timber Yield Tax	\$0	\$0	\$0	\$0	\$0	\$0
100-10-001-10150	Sales & Use Tax In Lieu	\$0	\$0	\$0	\$0	\$0	\$0
100-10-001-10160	Vlf In Lieu	\$1,796,382	\$1,885,020	\$1,796,382	\$1,981,722	\$2,097,866	\$2,097,866
100-10-001-12030	Off-Hwy Vehicle License Fees	\$0	\$0	\$0	\$0	\$0	\$0
100-10-001-12200	Franchise Permits	\$195,000	\$209,422	\$198,000	\$245,638	\$247,500	\$247,500
100-10-001-13010	Vehicle Code Fines	\$138,000	\$115,328	\$142,000	\$151,938	\$150,000	\$150,000
100-10-001-13031	Parking Fines	\$0	\$1,564	\$0	\$1,588	\$0	\$0
100-10-001-13040	Court Fines & Penalties	\$539,000	\$685,789	\$598,000	\$480,644	\$607,000	\$607,000
100-10-001-13050	B/A 1463.14 Pc Fines	\$3,100	\$3,606	\$3,100	\$3,624	\$3,100	\$3,100
100-10-001-13060	Red Light Fines/Traffic School	\$0	\$0	\$0	\$0	\$0	\$0
100-10-001-13120	Fines, Forfeits & Penalties	\$0	\$0	\$0	\$250	\$0	\$0
100-10-001-14010	Interest Income	\$100,000	\$106,470	\$75,003	\$108,063	\$162,100	\$162,100
100-10-001-14020	Unrealized Gain/Loss	\$0	\$0	\$0	\$0	\$0	\$0
100-10-001-14050	Rental Income	\$6,000	\$6,000	\$6,000	\$6,130	\$6,000	\$6,000
100-10-001-15089	St: Motor Vehicle Excess Fees	\$9,500	\$8,716	\$9,500	\$13,739	\$13,000	\$13,000
100-10-001-15090	St: Motor Vehicle In Lieu (Mvi	\$0	\$0	\$0	\$0	\$0	\$0
100-10-001-15400	St: Homeowners Prop Tx Relif	\$42,000	\$35,549	\$38,834	\$0	\$31,500	\$31,500
100-10-001-15405	St: Dept of Fish & Game PILT	\$15,756	\$15,756	\$15,756	\$15,756	\$15,756	\$15,756
100-10-001-15443	St: 2011 Realignment	\$0	\$0	\$0	\$0	\$0	\$0
100-10-001-15446	St: Revenue Stabilization	\$21,000	\$42,000	\$21,000	\$0	\$0	\$0
100-10-001-15460	St: Sb-90 State-Mandated Cost	\$0	\$17,211	\$0	\$0	\$0	\$0
100-10-001-15630	Fed: Tobacco Settlement	\$145,000	\$157,668	\$155,000	\$141,884	\$140,000	\$140,000
100-10-001-15680	Fed: Forest Reserve	\$0	\$0	\$0	\$0	\$0	\$0
100-10-001-15690	Fed: In Lieu Taxes (Pilt)	\$1,300,000	\$1,329,250	\$1,329,099	\$1,341,915	\$1,448,966	\$1,448,966
100-10-001-15750	Fed: Geothermal Royalties	\$0	\$0	\$0	\$0	\$0	\$0
100-10-001-15900	Oth: Other Govt Agencies	\$0	\$57,306	\$0	\$0	\$0	\$0
100-10-001-16371	Professional Service Fees	\$2,169,412	\$2,169,412	\$2,242,858	\$2,375,928	\$2,175,745	\$2,175,745
100-10-001-17010	Miscellaneous Revenue	\$0	\$1,208	\$0	\$81	\$0	\$0
100-10-001-17020	Prior Year Revenue	\$0	\$0	\$0	\$0	\$0	\$0
100-10-001-17050	Donations & Contributions	\$0	\$0	\$0	\$0	\$0	\$0
100-10-001-17250	Judgments, Damages & Settlements	\$0	\$35	\$0	\$0	\$0	\$0
<b>Revenues Total</b>		<b>\$29,578,224</b>	<b>\$33,062,219</b>	<b>\$31,672,514</b>	<b>\$34,574,282</b>	<b>\$36,013,292</b>	<b>\$36,013,292</b>
<b>NET</b>		<b>\$29,578,224</b>	<b>\$33,062,219</b>	<b>\$31,672,514</b>	<b>\$34,574,282</b>	<b>\$36,013,292</b>	<b>\$36,013,292</b>

### FN 100-10-071 (Operating Transfers)

Account Line Item	Account Name	FY2020-21		FY2021-22		FY2022-23	
		Adopted Budget	FY2020-21 Actual	Adopted Budget	FY2021-22 Actual 08/18/22	FY2022-23 Requested Budget	FY2022-23 Recommended Budget
100-10-071-15310	St: Pub Safety-Prop 172 Sales	\$150,000	\$150,000	\$150,000	\$150,000	\$150,000	\$150,000
<b>Revenues Total</b>		<b>\$150,000</b>	<b>\$150,000</b>	<b>\$150,000</b>	<b>\$150,000</b>	<b>\$150,000</b>	<b>\$150,000</b>
100-10-071-47010	Contributions To Other Governm	(\$124,329)	(\$196,760)	(\$532,479)	(\$457,999)	(\$472,700)	(\$472,700)
100-10-071-47020	Contributions To Non-Profit Or	(\$150,000)	(\$151,500)	(\$150,000)	(\$250,000)	(\$150,000)	(\$150,000)
100-10-071-60075	Settlements & Judgements	\$0	\$0	\$0	\$0	\$0	\$0
100-10-071-60100	Operating Transfers Out	(\$2,435,756)	(\$3,429,107)	(\$2,049,066)	(\$3,880,109)	(\$2,313,300)	(\$2,313,300)
<b>Expenses Total</b>		<b>(\$2,710,085)</b>	<b>(\$3,777,367)</b>	<b>(\$2,731,545)</b>	<b>(\$4,588,108)</b>	<b>(\$2,936,000)</b>	<b>(\$2,936,000)</b>
<b>NET</b>		<b>(\$2,560,085)</b>	<b>(\$3,627,367)</b>	<b>(\$2,581,545)</b>	<b>(\$4,438,108)</b>	<b>(\$2,786,000)</b>	<b>(\$2,786,000)</b>

### FN 100-10-330 (GF Contingency)

Account Line Item	Account Name	FY2020-21		FY2021-22		FY2022-23	
		Adopted Budget	FY2020-21 Actual	Adopted Budget	FY2021-22 Actual 08/18/22	FY2022-23 Requested Budget	FY2022-23 Recommended Budget
100-10-330-91010	Contingency	(\$539,924)	\$0	(\$100,000)	\$0	(\$650,264)	(\$650,264)

## Finance

<i>Expenses Total</i>	(\$539,924)	\$0	(\$100,000)	\$0	(\$650,264)	(\$650,264)
<b>NET</b>	<b>(\$539,924)</b>	<b>\$0</b>	<b>(\$100,000)</b>	<b>\$0</b>	<b>(\$650,264)</b>	<b>(\$650,264)</b>

### FN 100-12-070 (Finance)

Account Line Item	Account Name	FY2020-21		FY2021-22		FY2021-22	FY2022-23	FY2022-23
		Adopted Budget	FY2020-21 Actual	Adopted Budget	08/18/22 Actual	Requested Budget	Recommended Budget	
100-12-070-12020	Business License Fees	\$18,000	\$20,531	\$17,000	\$19,462	\$20,300	\$20,300	
100-12-070-14030	CalPERS Discount	\$149,631	\$149,631	\$171,830	\$171,830	\$193,302	\$193,302	
100-12-070-15900	Oth: Other Govt Agencies	\$0	\$0	\$4,992	\$0	\$0	\$0	
100-12-070-16010	Prop Tax Admin & Collection Fe	\$114,000	\$122,643	\$113,300	\$123,796	\$130,000	\$130,000	
100-12-070-16040	Research & Cost Recovery Fees	\$3,900	\$12,740	\$10,500	\$11,280	\$12,740	\$12,740	
100-12-070-16470	Accounting Service Fees	\$28,450	\$33,023	\$31,334	\$26,535	\$36,400	\$36,400	
100-12-070-16503	Collection Revenue	\$8,600	\$9,422	\$8,600	\$11,656	\$10,000	\$10,000	
100-12-070-16550	Parcel Split/Chg Of Ownership&	\$0	\$239,924	\$0	\$581	\$0	\$0	
100-12-070-16560	Redemption Fees	\$1,800	\$1,950	\$1,800	\$1,540	\$1,800	\$1,800	
100-12-070-16570	5% Supplemental Collection Fee	\$50,000	\$77,908	\$59,000	\$155,212	\$75,000	\$75,000	
100-12-070-17010	Miscellaneous Revenue	\$0	\$0	\$0	\$0	\$0	\$0	
100-12-070-17030	Cal-Card Rebate	\$13,000	\$13,595	\$9,300	\$15,225	\$19,000	\$19,000	
100-12-070-17500	Loan Repayments	\$0	\$0	\$0	\$0	\$0	\$0	
100-12-070-18000	Other Financing Sources	\$0	\$0	\$0	\$0	\$0	\$0	
100-12-070-18100	Operating Transfers In	\$0	\$0	\$0	\$0	\$0	\$0	
100-12-070-18960	A-87 Indirect Costs	\$0	\$0	\$0	\$0	\$0	\$0	
<b>Revenues Total</b>		<b>\$387,381</b>	<b>\$681,367</b>	<b>\$427,656</b>	<b>\$537,117</b>	<b>\$498,542</b>	<b>\$498,542</b>	

100-12-070-21100	Salary And Wages	(\$980,727)	(\$958,223)	(\$1,082,560)	(\$1,006,326)	(\$1,021,366)	(\$1,021,366)
100-12-070-21120	Overtime	(\$3,000)	(\$7,987)	(\$5,000)	(\$2,852)	(\$5,000)	(\$5,000)
100-12-070-21130	Auto Allowance	\$0	\$0	\$0	\$0	\$0	\$0
100-12-070-21410	Holiday Pay	\$0	\$0	\$0	\$0	\$0	\$0
100-12-070-22100	Employee Benefits	(\$120,260)	(\$134,792)	(\$129,250)	(\$131,569)	(\$59,111)	(\$59,111)
100-12-070-22110	Employee Benefits - Health (Medical-Dental-Vision)	(\$212,185)	(\$209,495)	(\$209,379)	(\$217,345)	(\$237,030)	(\$237,030)
100-12-070-22120	Employee Benefits - PERS (ER Portion)	(\$277,605)	(\$273,246)	(\$313,569)	(\$300,914)	(\$295,721)	(\$295,721)
100-12-070-22125	PRST Contribution	\$0	\$0	\$0	\$0	(\$75,603)	(\$75,603)
100-12-070-30000	Investment Expense	\$0	\$0	\$0	\$0	\$0	\$0
100-12-070-30120	Uniform Allowance	\$0	\$0	\$0	\$0	\$0	\$0
100-12-070-30280	Telephone/Communications	(\$10,080)	(\$11,964)	(\$13,500)	(\$12,178)	(\$11,340)	(\$11,340)
100-12-070-30500	Workers' Comp Ins Expense	(\$16,223)	(\$16,223)	(\$17,786)	(\$17,786)	(\$17,012)	(\$17,012)
100-12-070-30510	Liability Insurance Expense	(\$10,100)	(\$10,100)	(\$9,764)	(\$9,764)	(\$9,503)	(\$9,503)
100-12-070-31200	Equip Maintenance & Repair	(\$395)	(\$395)	(\$395)	(\$395)	(\$600)	(\$600)
100-12-070-31700	Membership Fees	(\$2,331)	(\$2,556)	(\$2,650)	(\$2,076)	(\$3,615)	(\$3,615)
100-12-070-32000	Office Expense	(\$34,942)	(\$31,783)	(\$25,000)	(\$35,622)	(\$13,940)	(\$13,940)
100-12-070-32010	TECHNOLOGY EXPENSES	(\$15,578)	(\$14,738)	(\$21,056)	(\$21,056)	(\$28,131)	(\$28,131)
100-12-070-32020	Technology Expense-Software Licenses	(\$202,335)	(\$204,776)	(\$205,835)	(\$209,249)	(\$225,942)	(\$225,942)
100-12-070-32030	Copier Pool	\$0	\$0	\$0	\$0	(\$22,923)	(\$22,923)
100-12-070-32350	Annual Audit	(\$108,150)	(\$127,177)	(\$137,691)	(\$103,216)	(\$117,161)	(\$117,161)
100-12-070-32360	Consulting Services	(\$18,615)	(\$23,580)	(\$20,000)	(\$22,070)	(\$21,000)	(\$21,000)
100-12-070-32500	Professional & Specialized Ser	(\$181,800)	(\$75,329)	(\$91,965)	(\$76,017)	(\$42,500)	(\$42,500)
100-12-070-32800	Publications & Legal Notices	(\$3,000)	(\$2,237)	(\$2,200)	(\$2,381)	(\$3,400)	(\$3,400)
100-12-070-33120	Special Department Expense	(\$5,700)	(\$10,459)	(\$5,485)	(\$9,218)	(\$9,550)	(\$9,550)
100-12-070-33199	Special Dept Expense - Interfund Transfers	\$0	\$0	\$0	\$0	\$0	\$0
100-12-070-33350	Travel & Training Expense	(\$22,500)	(\$6,412)	(\$19,674)	(\$17,600)	(\$34,050)	(\$34,050)
100-12-070-33351	Vehicle Fuel Costs	\$0	\$0	\$0	(\$103)	(\$500)	(\$500)
100-12-070-33360	Motor Pool Expense	\$0	\$0	\$0	(\$210)	(\$1,000)	(\$1,000)
<b>Expenses Total</b>		<b>(\$2,225,526)</b>	<b>(\$2,121,472)</b>	<b>(\$2,312,759)</b>	<b>(\$2,197,947)</b>	<b>(\$2,255,999)</b>	<b>(\$2,255,999)</b>
<b>NET</b>		<b>(\$1,838,145)</b>	<b>(\$1,440,106)</b>	<b>(\$1,885,103)</b>	<b>(\$1,660,829)</b>	<b>(\$1,757,457)</b>	<b>(\$1,757,457)</b>

### FN 100-21-075 (Court MOE)

Account Line Item	Account Name	FY2020-21		FY2021-22		FY2021-22	FY2022-23	FY2022-23
		Adopted Budget	FY2020-21 Actual	Adopted Budget	08/18/22 Actual	Requested Budget	Recommended Budget	
100-21-075-33120	Special Department Expense	\$0	\$0	\$0	\$0	\$0	\$0	
100-21-075-38000	Revenue Moe	(\$657,199)	(\$513,380)	(\$510,000)	(\$409,748)	(\$519,748)	(\$519,748)	
100-21-075-38001	County Facilities Moe	(\$209,132)	(\$211,324)	(\$209,132)	(\$209,441)	(\$209,132)	(\$209,132)	
100-21-075-60100	Operating Transfers Out	\$0	\$0	\$0	\$0	\$0	\$0	
100-21-075-72960	A-87 Indirect Costs	\$0	\$0	\$0	\$0	\$0	\$0	
<b>Expenses Total</b>		<b>(\$866,331)</b>	<b>(\$724,703)</b>	<b>(\$719,132)</b>	<b>(\$619,189)</b>	<b>(\$728,880)</b>	<b>(\$728,880)</b>	
<b>NET</b>		<b>(\$866,331)</b>	<b>(\$724,703)</b>	<b>(\$719,132)</b>	<b>(\$619,189)</b>	<b>(\$728,880)</b>	<b>(\$728,880)</b>	

### FN 101-10-001 (General Reserve)

## Finance

Account Line Item	Account Name	FY2020-21		FY2021-22	FY2021-22	FY2022-23	FY2022-23
		Adopted Budget	FY2020-21 Actual	Adopted Budget	08/18/22 Actual	Requested Budget	Recommended Budget
101-10-001-14010	Interest Income	\$0	\$30,564	\$0	\$26,844	\$0	\$0
101-10-001-18100	Operating Transfers In	\$0	\$0	\$0	\$500,000	\$0	\$0
	<b>Revenues Total</b>	<b>\$0</b>	<b>\$30,564</b>	<b>\$0</b>	<b>\$526,844</b>	<b>\$0</b>	<b>\$0</b>
101-10-001-60100	Operating Transfers Out	(\$113,048)	(\$500,000)	\$0	\$0	\$0	\$0
	<b>Expenses Total</b>	<b>(\$113,048)</b>	<b>(\$500,000)</b>	<b>\$0</b>	<b>\$0</b>	<b>\$0</b>	<b>\$0</b>
	<b>Use of Fund Balance</b>	<b>(\$113,048)</b>	<b>(\$469,436)</b>	<b>\$0</b>	<b>\$526,844</b>	<b>\$0</b>	<b>\$0</b>
<b>FN 134-22-440 (EMS Fund)</b>							
Account Line Item	Account Name	FY2020-21		FY2021-22	FY2021-22	FY2022-23	FY2022-23
		Adopted Budget	FY2020-21 Actual	Adopted Budget	08/18/22 Actual	Requested Budget	Recommended Budget
134-41-860-13040	Court Fines & Penalties	\$0	\$109,907	\$0	\$57,252	\$35,000	\$35,000
134-41-860-14010	Interest Income	\$0	\$5,566	\$0	\$6,474	\$8,000	\$8,000
134-41-860-15071	St: Ems	\$0	\$0	\$0	\$0	\$0	\$0
	<b>Revenues Total</b>	<b>\$0</b>	<b>\$115,473</b>	<b>\$0</b>	<b>\$63,726</b>	<b>\$43,000</b>	<b>\$43,000</b>
134-41-860-20010	Expenditures	\$0	(\$10,804)	\$0	\$0	(\$10,879)	(\$10,879)
	<b>Expenses Total</b>	<b>\$0</b>	<b>(\$10,804)</b>	<b>\$0</b>	<b>\$0</b>	<b>(\$10,879)</b>	<b>(\$10,879)</b>
	<b>Contribution to Fund Balance</b>	<b>\$0</b>	<b>\$104,669</b>	<b>\$0</b>	<b>\$63,726</b>	<b>\$32,121</b>	<b>\$32,121</b>
<b>FN 150-10-001 (Cannabis Taxes)</b>							
Account Line Item	Account Name	FY2020-21		FY2021-22	FY2021-22	FY2022-23	FY2022-23
		Adopted Budget	FY2020-21 Actual	Adopted Budget	08/18/22 Actual	Requested Budget	Recommended Budget
150-10-001-10105	Cannabis taxes	\$30,000	\$68,311	\$0	\$55,395	\$60,500	\$60,500
150-10-001-14010	Interest Income	\$0	\$664	\$0	\$1,405	\$1,400	\$1,400
	<b>Revenues Total</b>	<b>\$30,000</b>	<b>\$68,975</b>	<b>\$0</b>	<b>\$56,800</b>	<b>\$61,900</b>	<b>\$61,900</b>
150-00-000-33134	Special Department Expense	\$0	\$0	(\$2,884)	\$0	(\$2,500)	(\$2,500)
	<b>Expenses Total</b>	<b>\$0</b>	<b>\$0</b>	<b>(\$2,884)</b>	<b>\$0</b>	<b>(\$2,500)</b>	<b>(\$2,500)</b>
	<b>Contribution to Fund Balance</b>	<b>\$30,000</b>	<b>\$68,975</b>	<b>(\$2,884)</b>	<b>\$56,800</b>	<b>\$59,400</b>	<b>\$59,400</b>
<b>FN 151-10-001 (Economic Stabilization)</b>							
Account Line Item	Account Name	FY2020-21		FY2021-22	FY2021-22	FY2022-23	FY2022-23
		Adopted Budget	FY2020-21 Actual	Adopted Budget	08/18/22 Actual	Requested Budget	Recommended Budget
151-10-001-14010	Interest Income	\$0	\$35,648	\$0	\$46,846	\$0	\$0
151-10-001-18100	Operating Transfers In	\$0	\$1,000,000	\$160,964	\$1,660,964	\$500,000	\$500,000
	<b>Revenues Total</b>	<b>\$0</b>	<b>\$1,035,648</b>	<b>\$160,964</b>	<b>\$1,707,810</b>	<b>\$500,000</b>	<b>\$500,000</b>
151-10-001-60100	Operating Transfers Out	\$0	\$0	\$0	\$0	\$0	\$0
	<b>Expenses Total</b>	<b>\$0</b>	<b>\$0</b>	<b>\$0</b>	<b>\$0</b>	<b>\$0</b>	<b>\$0</b>
	<b>Contribution to Fund Balance</b>	<b>\$0</b>	<b>\$1,035,648</b>	<b>\$160,964</b>	<b>\$1,707,810</b>	<b>\$500,000</b>	<b>\$500,000</b>
<b>FN 179-10-001 (Disaster Assistance)</b>							
Account Line Item	Account Name	FY2020-21		FY2021-22	FY2021-22	FY2022-23	FY2022-23
		Adopted Budget	FY2020-21 Actual	Adopted Budget	08/18/22 Actual	Requested Budget	Recommended Budget
179-10-001-14010	Interest Income	\$0	\$9,027	\$0	\$23,363	\$0	\$0
179-10-001-15095	St: Disaster Relief	\$0	\$0	\$0	\$0	\$0	\$0
179-10-001-15096	Disaster Relief - Administration	\$0	\$0	\$0	\$0	\$0	\$0
179-10-001-15806	Fed: FEMA Disaster Assistance	\$176,397	\$0	\$205,414	\$0	\$81,000	\$81,000
179-10-001-15819	Fed: Misc Fed Grants	\$1,064,081	\$1,372,779	\$0	\$0	\$0	\$0
179-10-001-15900	Oth: Other Govt Agencies	\$0	(\$17,575)	\$0	\$0	\$0	\$0
179-10-001-17100	Insurance Reimbursement	\$0	\$0	\$0	\$0	\$0	\$0
179-10-001-18100	Operating Transfers In	\$113,048	\$500,000	\$0	\$0	\$0	\$0
179-10-002-10090	Sales & Use Tax	\$0	\$0	\$0	\$0	\$0	\$0
179-10-002-15554	Coronavirus State and Local Fiscal Recovery Funds	\$0	\$1,408,234	\$0	\$0	\$0	\$0
179-10-002-15806	Fed: FEMA Disaster Assistance	\$0	\$219,865	\$0	\$0	\$0	\$0
179-10-002-15900	Oth: Other Govt Agencies	\$289,446	\$256,485	\$124,257	\$58,549	\$0	\$0
179-10-003-15095	St: Disaster Relief	\$0	\$0	\$0	\$7,663	\$0	\$0
179-10-003-15900	Oth: Other Govt Agencies	\$0	\$80,000	\$0	\$0	\$0	\$0
179-10-003-17100	Insurance Reimbursement	\$0	\$40,597	\$0	\$28,348	\$0	\$0
179-10-723-17100	Insurance Reimbursement	\$0	\$0	\$0	\$0	\$0	\$0

## Finance

	<i>Revenues Total</i>	<b>\$1,642,972</b>	<b>\$3,869,411</b>	<b>\$329,671</b>	<b>\$117,924</b>	<b>\$81,000</b>	<b>\$81,000</b>
179-10-001-21100	Salary And Wages	\$0	\$0	\$0	\$0	(\$84,500)	(\$84,500)
179-10-001-22100	Employee Benefits	\$0	\$0	\$0	\$0	(\$5,500)	(\$5,500)
179-10-001-22110	Employee Benefits - Health (Medical-Dental-Vision)	\$0	\$0	\$0	\$0	\$0	\$0
179-10-001-22120	Employee Benefits - PERS (ER Portion)	\$0	\$0	\$0	\$0	\$0	\$0
179-10-001-32010	TECHNOLOGY EXPENSES	\$0	\$0	\$0	\$0	\$0	\$0
179-10-001-32450	Contract Services	(\$67,958)	\$416,222	\$0	\$0	\$0	\$0
179-10-001-32500	Professional & Specialized Ser	\$0	(\$9,009)	\$0	\$0	\$0	\$0
179-10-001-33120	Special Department Expense	(\$994,581)	\$0	\$0	(\$897)	\$0	\$0
179-10-001-47010	Contributions To Other Governm	\$0	\$0	\$0	\$0	\$0	\$0
179-10-001-52010	Land & Improvements	\$0	\$0	\$0	\$0	\$0	\$0
179-10-001-53030	Capital Equipment, \$5,000+	\$0	(\$60,836)	\$0	\$0	\$0	\$0
179-10-001-60100	Operating Transfers Out	\$0	\$0	\$0	\$0	\$0	\$0
179-10-002-21100	Salary And Wages	(\$193,300)	(\$466,546)	(\$156,000)	(\$88,925)	(\$0)	(\$0)
179-10-002-21120	Overtime	(\$12,335)	(\$19,830)	(\$4,000)	(\$1,166)	(\$0)	(\$0)
179-10-002-22100	Employee Benefits	(\$17,954)	(\$40,654)	(\$35,330)	(\$14,395)	\$0	\$0
179-10-002-22110	Employee Benefits - Health (Medical-Dental-Vision)	\$0	\$0	\$0	\$0	\$0	\$0
179-10-002-32010	TECHNOLOGY EXPENSES	(\$1,542)	(\$1,638)	(\$4,185)	(\$4,325)	(\$0)	(\$0)
179-10-860-21100	Salary And Wages	\$0	(\$198,245)	(\$100,455)	(\$56,751)	(\$0)	(\$0)
179-10-860-21120	Overtime	\$0	(\$25,735)	\$0	(\$792)	(\$0)	(\$0)
179-10-860-22100	Employee Benefits	\$0	(\$28,551)	(\$10,045)	(\$4,463)	(\$0)	(\$0)
179-10-860-22120	Employee Benefits - PERS (ER Portion)	\$0	\$0	\$0	(\$900)	\$0	\$0
179-10-860-32010	TECHNOLOGY EXPENSES	\$0	(\$204)	\$0	\$0	(\$3,702)	(\$3,702)
	<b>Expenses Total</b>	<b>(\$1,287,670)</b>	<b>(\$435,027)</b>	<b>(\$310,015)</b>	<b>(\$172,614)</b>	<b>(\$93,703)</b>	<b>(\$93,703)</b>
	<b>Use of Fund Balance</b>	<b>\$355,302</b>	<b>\$3,434,384</b>	<b>\$19,656</b>	<b>(\$54,690)</b>	<b>(\$12,703)</b>	<b>(\$12,703)</b>

### FN 198-10-001 (Debt Service)

<i>Account Line Item</i>	<i>Account Name</i>	<i>FY2020-21</i>		<i>FY2021-22</i>		<i>FY2022-23</i>	
		<i>Adopted</i>	<i>FY2020-21</i>	<i>Adopted</i>	<i>08/18/22</i>	<i>Requested</i>	<i>Recommended</i>
		<i>Budget</i>	<i>Actual</i>	<i>Budget</i>	<i>Actual</i>	<i>Budget</i>	<i>Budget</i>
198-10-001-13040	Court Fines & Penalties	\$0	\$0	\$0	\$0	\$0	\$0
198-10-001-14010	Interest Income	\$0	\$0	\$0	\$0	\$50,000	\$50,000
198-10-001-15900	Oth: Other Govt Agencies	\$0	\$0	\$0	\$0	\$25,000	\$25,000
198-10-001-17500	Loan Repayments	\$1,705,419	\$0	\$1,700,952	\$0	\$0	\$0
198-10-001-18100	Operating Transfers In	\$212,275	\$1,919,571	\$0	\$1,700,259	\$2,064,748	\$2,064,748
198-10-001-18150	Long Term Debt Proceeds	\$0	\$0	\$0	\$0	\$0	\$0
	<b>Revenues Total</b>	<b>\$1,917,694</b>	<b>\$1,919,571</b>	<b>\$1,700,952</b>	<b>\$1,700,259</b>	<b>\$2,139,748</b>	<b>\$2,139,748</b>
198-10-001-35200	Bond Expenses	(\$8,255)	(\$795)	(\$10,000)	(\$6,450)	(\$6,450)	(\$6,450)
198-10-001-35210	Bond/Loan Interest	(\$956,066)	(\$956,059)	(\$939,298)	(\$937,850)	(\$1,082,994)	(\$1,082,994)
198-10-001-35215	Compensated Absences	\$0	\$0	\$0	\$0	\$0	\$0
198-10-001-60045	Bond/Loan Principle Repayment	(\$468,800)	(\$468,800)	(\$496,100)	(\$496,100)	(\$806,200)	(\$806,200)
198-10-001-60100	Operating Transfers Out	\$0	\$0	\$0	\$0	\$0	\$0
198-10-001-70250	Prior Period Adjustments	\$0	\$0	\$0	\$0	\$0	\$0
	<b>Expenses Total</b>	<b>(\$1,433,121)</b>	<b>(\$1,425,654)</b>	<b>(\$1,445,398)</b>	<b>(\$1,440,400)</b>	<b>(\$1,895,644)</b>	<b>(\$1,895,644)</b>
	<b>Contribution to Fund Balance</b>	<b>\$484,573</b>	<b>\$493,917</b>	<b>\$255,554</b>	<b>\$259,859</b>	<b>\$244,104</b>	<b>\$244,104</b>

### FN 655-10-305 (Copier Pool)

<i>Account Line Item</i>	<i>Account Name</i>	<i>FY2020-21</i>		<i>FY2021-22</i>		<i>FY2022-23</i>	
		<i>Adopted</i>	<i>FY2020-21</i>	<i>Adopted</i>	<i>08/18/22</i>	<i>Requested</i>	<i>Recommended</i>
		<i>Budget</i>	<i>Actual</i>	<i>Budget</i>	<i>Actual</i>	<i>Budget</i>	<i>Budget</i>
655-10-305-14010	Interest Income	\$1,000	\$739	\$500	\$838	\$700	\$700
655-10-305-16950	Inter-Fund Revenue	\$81,360	\$60,518	\$69,500	\$81,402	\$107,500	\$107,500
655-10-305-16959	Inter-Fund Replacement Revenue	\$35,660	\$24,895	\$30,750	\$27,124	\$0	\$0
655-10-305-17010	Miscellaneous Revenue	\$0	\$0	\$0	\$0	\$0	\$0
655-10-305-18010	Sale Of Surplus Assets	\$0	\$0	\$0	\$0	\$0	\$0
	<b>Revenues Total</b>	<b>\$118,020</b>	<b>\$86,151</b>	<b>\$100,750</b>	<b>\$109,364</b>	<b>\$108,200</b>	<b>\$108,200</b>
655-10-305-30270	Administration Expense	(\$1,800)	(\$1,752)	(\$1,800)	(\$869)	(\$2,000)	(\$2,000)
655-10-305-31200	Equip Maintenance & Repair	(\$49,700)	(\$43,778)	(\$44,000)	(\$44,635)	(\$46,500)	(\$46,500)
655-10-305-32000	Office Expense	(\$36,300)	(\$29,226)	(\$30,500)	(\$25,562)	(\$30,000)	(\$30,000)
655-10-305-32010	TECHNOLOGY EXPENSES	\$0	\$0	\$0	\$0	\$0	\$0
655-10-305-32860	Rents & Leases - Other	\$0	\$0	\$0	\$0	\$0	\$0
655-10-305-39000	Depreciation Expense	\$0	(\$19,422)	\$0	\$0	\$0	\$0
655-10-305-39005	Capital Asset Offset	\$0	\$12,297	\$0	\$0	\$0	\$0
655-10-305-39010	Net Book Retired Assets	\$0	\$0	\$0	\$0	\$0	\$0
655-10-305-39015	Net Book Transferred Assets	\$0	\$0	\$0	\$0	\$0	\$0
655-10-305-53030	Capital Equipment, \$5,000+	(\$25,200)	(\$12,297)	(\$21,000)	(\$15,593)	(\$29,000)	(\$29,000)
655-10-305-72960	A-87 Indirect Costs	(\$4,975)	(\$4,975)	(\$5,074)	(\$2,003)	(\$5,224)	(\$5,224)

## Finance

<i>Expenses Total</i>	(\$117,975)	(\$99,152)	(\$102,374)	(\$88,663)	(\$112,724)	(\$112,724)
<i>Use of Fund Balance</i>	\$45	(\$13,001)	(\$1,624)	\$20,700	(\$4,524)	(\$4,524)

# INFORMATION TECHNOLOGY

**Milan Salva**  
**Interim Information Technology**  
**Director**

**Empower our community by providing exceptional technology and customer service.**

## BUDGET AT A GLANCE

Total Expenditures	(\$3,661,097)
Total Grant/Earned/ Govt Revenues	\$1,602,194
Total Use of Fund Balance	\$500
<hr/>	
Total General Fund Contribution	(\$2,058,403)
<hr/>	
Total Staff	12
% funded by General Fund	56%

## DEPARTMENT SERVICES OVERVIEW

**Information Technology.** The Mono County IT Department is a Tier 2 - Essential Services department which provides the core technology, data, and communications infrastructure for Mono County and the Town of Mammoth Lakes. The Department is comprised of 12FTE employees who are spread between three business lines: Infrastructure, Services, and Applications/GIS. In addition to the core IT services which are provided to our users, the IT Department is responsible for management of the Radio & Communications Division (151) which is primarily focused on maintaining and improving Mono County's Public Safety & Administration Land-Mobile Radio System (LMRS).

### CHALLENGES, ISSUES & OPPORTUNITIES

The Town of Mammoth Lakes and Mammoth Lakes Fire Department will be moving over to the State of California Radio Interoperability System (CRIS) for radio service by June 2023. There is risk associated with the County and Town being on separate systems, and as such the County should not be more than 6 months behind in making a similar move. As details and timing emerge, this item will come back to the board with a more specific request for funding to cover implementation.

For more information, call (760) 932-5500, or visit <https://monocounty.ca.gov/IT> & <https://gis.mono.ca.gov>

## REQUESTED BUDGET CHANGES FOR FY2022-23

- Request for approximately \$66k in general fund investment for new information security measures.
- Request of approximately \$35k to cover the planning and resource gathering phase of implementing the statewide CRIS radio system.

## ACCOMPLISHMENTS AND OBJECTIVES

### FY2021-22 Accomplishments

- Adoption of 2022 – 2024 Information Technology Strategic Plan
- Implementation of IP based radio backhaul link for Antelope Mountain, Casa Diablo, and Sub Hill repeater sites
- Development and implementation of a new HR Management System and Job/Applicant Tracking System on a low-code platform
- 2<sup>nd</sup> place in Digital Counties Survey award (<https://www.govtech.com/dc/digital-counties/digital-counties-survey-2021-winners-announced>)
- Implementation of Dana Conference Room A/V in the Civic Center



#### **FY2022-24 Strategic Plan Objectives**

- Complete the Emergency Radio System
- Continue to enhance existing broadband access/affordability in Mono County

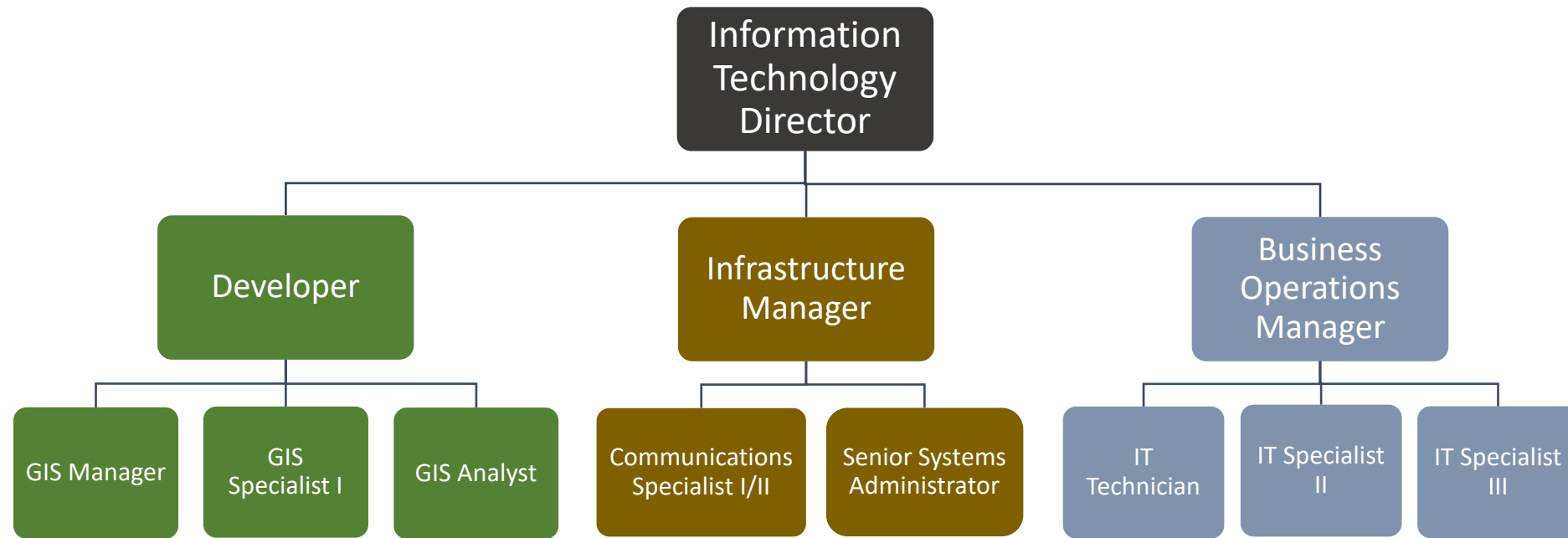
#### **FY2022-23 Objectives**

- Further the implementation and maturity of the County's information security initiatives, including retaining resources to assist with monitoring for and responding to incidents.
- Preparing for the implementation of the statewide CRIS radio system in Mono County
- Further staff capability through hiring, retention, training, and development
- Support the implementation of new critical business systems in Probation, Clerk-Recorder, Behavioral Health, and Laserfiche as an enterprise record management system



# INFORMATION TECHNOLOGY

## Departmental Organizational Chart



## Information Technology

### IT 100-17-150 (Information Technology)

Account Line Item	Account Name	FY2020-21		FY2021-22	FY2021-22	FY2022-23	FY2022-23
		Adopted Budget	FY2020-21 Actual	Adopted Budget	08/18/22 Actual	Requested Budget	Recommended Budget
100-17-150-16900	Misc Charges For Services	\$0	\$12,952	\$0	(\$14,071)	\$0	\$0
100-17-150-16951	It Service Contracts	\$355,620	\$303,800	\$307,000	\$263,724	\$297,000	\$297,000
<b>Revenues Total</b>		<b>\$355,620</b>	<b>\$316,752</b>	<b>\$307,000</b>	<b>\$249,653</b>	<b>\$297,000</b>	<b>\$297,000</b>
100-17-150-21100	Salary And Wages	(\$1,037,016)	(\$1,019,313)	(\$1,031,216)	(\$1,056,765)	(\$1,099,159)	(\$1,099,159)
100-17-150-21120	Overtime	(\$5,000)	(\$5,993)	(\$5,000)	(\$9,380)	(\$5,000)	(\$5,000)
100-17-150-22100	Employee Benefits	(\$121,756)	(\$133,481)	(\$126,616)	(\$118,174)	(\$51,576)	(\$51,576)
100-17-150-22110	Employee Benefits - Health (Medical-Dental-Vision)	(\$187,698)	(\$185,524)	(\$169,332)	(\$155,350)	(\$210,453)	(\$210,453)
100-17-150-22120	Employee Benefits - PERS (ER Portion)	(\$289,577)	(\$284,473)	(\$298,884)	(\$290,828)	(\$312,938)	(\$312,938)
100-17-150-22125	PRST Contribution	\$0	\$0	\$0	\$0	(\$78,799)	(\$78,799)
100-17-150-30280	Telephone/Communications	(\$133,840)	(\$77,816)	(\$12,200)	(\$10,566)	(\$10,301)	(\$10,301)
100-17-150-30500	Workers' Comp Ins Expense	(\$25,307)	(\$25,307)	(\$23,114)	(\$23,114)	(\$45,642)	(\$45,642)
100-17-150-30510	Liability Insurance Expense	(\$12,322)	(\$12,322)	(\$12,563)	(\$12,563)	(\$9,719)	(\$9,719)
100-17-150-31200	Equip Maintenance & Repair	(\$5,000)	(\$2,795)	(\$2,500)	(\$1,528)	(\$2,500)	(\$2,500)
100-17-150-31400	Building/Land Maint & Repair	\$0	\$0	\$0	\$0	(\$6,000)	(\$6,000)
100-17-150-32000	Office Expense	(\$3,500)	(\$1,716)	(\$2,500)	(\$3,458)	(\$2,500)	(\$2,500)
100-17-150-32001	Info Tech Basic Stock Supplies	\$0	\$0	\$0	(\$9)	\$0	\$0
100-17-150-32010	TECHNOLOGY EXPENSES	(\$18,625)	(\$18,625)	(\$23,365)	(\$23,365)	(\$26,082)	(\$26,082)
100-17-150-32020	Technology Expense-Software Licenses	(\$2,330)	(\$2,534)	(\$2,330)	(\$1,066)	(\$1,950)	(\$1,950)
100-17-150-32360	Consulting Services	(\$3,300)	(\$22,577)	(\$3,300)	(\$1,800)	\$0	\$0
100-17-150-32950	Rents & Leases - Real Property	(\$90,242)	(\$357)	(\$91,115)	\$0	\$0	\$0
100-17-150-33350	Travel & Training Expense	(\$6,000)	(\$6,087)	(\$9,000)	(\$12,031)	(\$15,000)	(\$15,000)
100-17-150-33351	Vehicle Fuel Costs	(\$1,980)	(\$2,400)	(\$1,980)	(\$6,747)	(\$3,500)	(\$3,500)
100-17-150-33360	Motor Pool Expense	(\$5,000)	(\$2,418)	(\$5,291)	(\$12,881)	(\$8,162)	(\$8,162)
100-17-150-33602	Civic Center Utilities	\$0	(\$4,751)	\$0	(\$5,355)	(\$6,034)	(\$6,034)
100-17-150-60100	Operating Transfers Out	\$0	(\$86,335)	\$0	(\$85,766)	\$0	\$0
100-17-150-60110	Civic Center Rent	\$0	\$0	\$0	\$0	(\$84,904)	(\$84,904)
100-17-150-70500	Credit Card Clearing Account	\$0	(\$420)	\$0	\$0	\$0	\$0
<b>Expenses Total</b>		<b>(\$1,948,493)</b>	<b>(\$1,895,244)</b>	<b>(\$1,820,306)</b>	<b>(\$1,830,746)</b>	<b>(\$1,980,220)</b>	<b>(\$1,980,220)</b>
<b>NET</b>		<b>(\$1,592,873)</b>	<b>(\$1,578,492)</b>	<b>(\$1,513,306)</b>	<b>(\$1,581,093)</b>	<b>(\$1,683,220)</b>	<b>(\$1,683,220)</b>

### IT 100-17-151 (IT Radio)

Account Line Item	Account Name	FY2020-21		FY2021-22	FY2021-22	FY2022-23	FY2022-23
		Adopted Budget	FY2020-21 Actual	Adopted Budget	08/18/22 Actual	Requested Budget	Recommended Budget
100-17-151-14080	Repeater Tower Rent	\$16,800	\$16,800	\$16,800	\$16,800	\$19,100	\$19,100
100-17-151-15499	St: Office Of Emergency Servic	\$0	\$0	\$0	\$0	\$0	\$0
100-17-151-16951	It Service Contracts	\$65,000	\$19,731	\$0	\$12,000	\$0	\$0
100-17-151-18100	Operating Transfers In	\$100,000	\$0	\$0	\$0	\$0	\$0
<b>Revenues Total</b>		<b>\$181,800</b>	<b>\$36,531</b>	<b>\$16,800</b>	<b>\$28,800</b>	<b>\$19,100</b>	<b>\$19,100</b>
100-17-151-21100	Salary And Wages	(\$90,684)	(\$98,499)	(\$92,498)	(\$102,818)	(\$108,581)	(\$108,581)
100-17-151-21120	Overtime	(\$1,500)	(\$46)	(\$1,500)	\$0	(\$1,500)	(\$1,500)
100-17-151-21130	Auto Allowance	\$0	\$0	\$0	\$0	\$0	\$0
100-17-151-21410	Holiday Pay	\$0	\$0	\$0	\$0	\$0	\$0
100-17-151-22100	Employee Benefits	(\$11,152)	(\$14,211)	(\$11,374)	(\$13,091)	(\$5,725)	(\$5,725)
100-17-151-22110	Employee Benefits - Health (Medical-Dental-Vision)	(\$8,781)	(\$8,614)	(\$7,716)	(\$8,352)	(\$9,313)	(\$9,313)
100-17-151-22120	Employee Benefits - PERS (ER Portion)	(\$25,843)	(\$26,293)	(\$26,809)	(\$27,463)	(\$28,700)	(\$28,700)
100-17-151-22125	PRST Contribution	\$0	\$0	\$0	\$0	(\$7,459)	(\$7,459)
100-17-151-30120	Uniform Allowance	\$0	\$0	\$0	\$0	\$0	\$0
100-17-151-30280	Telephone/Communications	(\$9,000)	(\$11,868)	(\$10,700)	(\$3,594)	(\$11,200)	(\$11,200)
100-17-151-31200	Equip Maintenance & Repair	(\$20,000)	(\$29,540)	(\$15,000)	(\$10,652)	(\$20,000)	(\$20,000)
100-17-151-31400	Building/Land Maint & Repair	(\$1,500)	\$0	(\$1,500)	(\$1,365)	(\$1,500)	(\$1,500)
100-17-151-32000	Office Expense	(\$1,000)	(\$612)	(\$1,000)	(\$1,532)	(\$1,000)	(\$1,000)
100-17-151-32020	Technology Expense-Software Licenses	\$0	\$0	\$0	\$0	\$0	\$0
100-17-151-32360	Consulting Services	(\$115,000)	(\$70,674)	(\$50,000)	(\$38,315)	(\$95,000)	(\$95,000)
100-17-151-32600	Information Technology Service	\$0	\$0	\$0	\$0	\$0	\$0
100-17-151-32860	Rents & Leases - Other	(\$2,000)	\$0	(\$2,000)	\$0	\$0	\$0
100-17-151-32950	Rents & Leases - Real Property	(\$10,200)	(\$5,737)	(\$10,200)	(\$9,497)	(\$11,900)	(\$11,900)
100-17-151-33010	Small Tools & Instruments	(\$10,000)	(\$622)	(\$10,000)	(\$2,248)	(\$69,000)	(\$69,000)
100-17-151-33350	Travel & Training Expense	(\$6,000)	(\$1,851)	(\$6,000)	(\$669)	(\$6,000)	(\$6,000)
100-17-151-33351	Vehicle Fuel Costs	\$0	\$0	\$0	\$0	\$0	\$0
100-17-151-33360	Motor Pool Expense	(\$6,000)	(\$4,593)	\$0	(\$1,272)	(\$5,406)	(\$5,406)
100-17-151-33600	Utilities	(\$12,000)	(\$17,334)	(\$12,000)	(\$18,463)	(\$12,000)	(\$12,000)
100-17-151-53030	Capital Equipment, \$5,000+	(\$150,000)	\$0	\$0	(\$35)	\$0	\$0
100-17-151-60100	Operating Transfers Out	\$0	\$0	\$0	\$0	\$0	\$0

## Information Technology

<i>Expenses Total</i>	(\$480,660)	(\$290,495)	(\$258,297)	(\$239,367)	(\$394,284)	(\$394,284)
<i>NET</i>	(\$298,860)	(\$253,965)	(\$241,497)	(\$210,567)	(\$375,184)	(\$375,184)

### IT 100-27-465 (Emergency Services)

		<i>FY2020-21 Adopted Budget</i>	<i>FY2020-21 Actual</i>	<i>FY2021-22 Adopted Budget</i>	<i>FY2021-22 08/18/22 Actual</i>	<i>FY2022-23 Requested Budget</i>	<i>FY2022-23 Recommended Budget</i>
<i>Account Line Item</i>	<i>Account Name</i>						
100-27-465-15499	St: Office Of Emergency Servic	\$127,790	\$127,790	\$127,790	\$60,117	\$127,719	\$127,719
<b>Revenues Total</b>		<b>\$127,790</b>	<b>\$127,790</b>	<b>\$127,790</b>	<b>\$60,117</b>	<b>\$127,719</b>	<b>\$127,719</b>
100-27-465-31200	Equip Maintenance & Repair	\$0	(\$25,669)	\$0	(\$128,622)	(\$127,719)	(\$127,719)
100-27-465-32000	Office Expense	\$0	\$0	\$0	\$0	\$0	\$0
100-27-465-32010	TECHNOLOGY EXPENSES	(\$92,790)	(\$174,553)	(\$127,790)	\$0	\$0	\$0
100-27-465-32450	Contract Services	\$0	\$0	\$0	\$0	\$0	\$0
100-27-465-32500	Professional & Specialized Ser	(\$35,000)	\$0	\$0	\$0	\$0	\$0
<b>Expenses Total</b>		<b>(\$127,790)</b>	<b>(\$200,222)</b>	<b>(\$127,790)</b>	<b>(\$128,622)</b>	<b>(\$127,719)</b>	<b>(\$127,719)</b>
<i>NET</i>		<b>\$0</b>	<b>(\$72,432)</b>	<b>\$0</b>	<b>(\$68,505)</b>	<b>\$0</b>	<b>\$0</b>

### IT 142-22-440 (Homeland Security OES)

		<i>FY2020-21 Adopted Budget</i>	<i>FY2020-21 Actual</i>	<i>FY2021-22 Adopted Budget</i>	<i>FY2021-22 08/18/22 Actual</i>	<i>FY2022-23 Requested Budget</i>	<i>FY2022-23 Recommended Budget</i>
<i>Account Line Item</i>	<i>Account Name</i>						
142-22-440-14010	Interest Income	\$0	\$0	\$0	\$0	\$0	\$0
142-22-440-15015	Homeland Security Grant	\$88,712	\$88,712	\$89,221	\$89,221	\$265,450	\$265,450
<b>Revenues Total</b>		<b>\$88,712</b>	<b>\$88,712</b>	<b>\$89,221</b>	<b>\$89,221</b>	<b>\$265,450</b>	<b>\$265,450</b>
142-22-440-20010	Expenditures	(\$88,712)	(\$93,708)	(\$89,221)	\$2,240	(\$265,450)	(\$265,450)
<b>Expenses Total</b>		<b>(\$88,712)</b>	<b>(\$93,708)</b>	<b>(\$89,221)</b>	<b>\$2,240</b>	<b>(\$265,450)</b>	<b>(\$265,450)</b>
<i>NET</i>		<b>\$0</b>	<b>(\$4,996)</b>	<b>\$0</b>	<b>\$91,461</b>	<b>\$0</b>	<b>\$0</b>

### IT 175-27-001 (Crowley Area Public Information)

		<i>FY2020-21 Adopted Budget</i>	<i>FY2020-21 Actual</i>	<i>FY2021-22 Adopted Budget</i>	<i>FY2021-22 08/18/22 Actual</i>	<i>FY2022-23 Requested Budget</i>	<i>FY2022-23 Recommended Budget</i>
<i>Account Line Item</i>	<i>Account Name</i>						
175-27-001-30280	Telephone/Communications	\$0	(\$847)	\$0	(\$236)	(\$500)	(\$500)
175-27-001-33600	Utilities	\$0	\$0	\$0	\$0	\$0	\$0
<b>Expenses Total</b>		<b>\$0</b>	<b>(\$847)</b>	<b>\$0</b>	<b>(\$236)</b>	<b>(\$500)</b>	<b>(\$500)</b>
<i>NET</i>		<b>\$0</b>	<b>(\$847)</b>	<b>\$0</b>	<b>(\$236)</b>	<b>(\$500)</b>	<b>(\$500)</b>

### IT 653-17-150 (Tech Refresh)

		<i>FY2020-21 Adopted Budget</i>	<i>FY2020-21 Actual</i>	<i>FY2021-22 Adopted Budget</i>	<i>FY2021-22 08/18/22 Actual</i>	<i>FY2022-23 Requested Budget</i>	<i>FY2022-23 Recommended Budget</i>
<i>Account Line Item</i>	<i>Account Name</i>						
653-17-150-14010	Interest Income	\$0	\$247	\$0	\$1,304	\$0	\$0
653-17-150-16950	Inter-Fund Revenue	\$418,040	\$376,604	\$503,290	\$546,687	\$755,564	\$755,564
653-17-150-16951	It Service Contracts	\$0	\$0	\$112,561	\$0	\$137,361	\$137,361
653-17-150-18020	Sale Of Surplus Supplies/Equip	\$0	\$0	\$0	\$0	\$0	\$0
653-17-150-18100	Operating Transfers In	\$0	\$0	\$0	\$0	\$0	\$0
<b>Revenues Total</b>		<b>\$418,040</b>	<b>\$376,851</b>	<b>\$615,851</b>	<b>\$547,991</b>	<b>\$892,925</b>	<b>\$892,925</b>
653-17-150-30280	Telephone/Communications	(\$48,000)	(\$53,451)	(\$165,490)	(\$132,487)	(\$166,407)	(\$166,407)
653-17-150-30510	Liability Insurance Expense	\$0	\$0	\$0	\$0	(\$4,874)	(\$4,874)
653-17-150-31200	Equip Maintenance & Repair	(\$123,853)	(\$82,178)	(\$131,250)	(\$66,013)	(\$115,520)	(\$115,520)
653-17-150-32000	Office Expense	\$0	\$0	\$0	(\$67)	\$0	\$0
653-17-150-32010	TECHNOLOGY EXPENSES	\$0	(\$8,415)	\$0	\$0	\$0	\$0
653-17-150-32020	Technology Expense-Software Licenses	(\$276,828)	(\$222,925)	(\$365,107)	(\$334,204)	(\$457,350)	(\$457,350)
653-17-150-32860	Rents & Leases - Other	(\$3,000)	(\$11,452)	(\$7,000)	(\$11,935)	(\$15,000)	(\$15,000)
653-17-150-39000	Depreciation Expense	\$0	(\$10,843)	\$0	\$0	\$0	\$0
653-17-150-39005	Capital Asset Offset	\$0	\$0	\$0	\$0	\$0	\$0
653-17-150-39010	Net Book Retired Assets	\$0	\$0	\$0	\$0	\$0	\$0
653-17-150-39015	Net Book Transferred Assets	\$0	\$0	\$0	\$0	\$0	\$0
653-17-150-53030	Capital Equipment, \$5,000+	(\$87,500)	(\$40,554)	(\$53,000)	(\$108,609)	(\$114,000)	(\$114,000)
653-17-150-72960	A-87 Indirect Costs	(\$18,832)	(\$18,832)	(\$19,774)	(\$12,380)	(\$19,774)	(\$19,774)
<b>Expenses Total</b>		<b>(\$558,013)</b>	<b>(\$448,650)</b>	<b>(\$741,621)</b>	<b>(\$665,695)</b>	<b>(\$892,925)</b>	<b>(\$892,925)</b>
<i>NET</i>		<b>(\$139,973)</b>	<b>(\$71,799)</b>	<b>(\$125,770)</b>	<b>(\$117,705)</b>	<b>\$0</b>	<b>\$0</b>

# PROBATION

**Karin Humiston**  
**Chief Probation Officer**

The Department’s mission is to protect the community and preserve victim’s rights by holding individuals accountable through the implementation of evidence-based practices and rehabilitative services.

BUDGET AT A GLANCE	
Total Expenditures	(\$3,886,466)
Total Grant/Earned/ Govt Revenues	\$2,415,138
Total Use of Fund Balance	\$123,410
<hr/>	
Total General Fund Contribution	(\$1,347,918)
Total Staff	14
% funded by General Fund	35%

## DEPARTMENT SERVICES OVERVIEW

**Probation Department.** The Adult Division provides supervision and evidence-based programming to justice-involved adults and works closely with community justice partners to deliver needed assistance. The Division of Adult Probation also conducts investigations, prepares presentence reports, and provides pretrial and reentry services. The Juvenile Division provides supervision, services and manages cases of delinquent, status offense and dependent youth. The division provides evidence and trauma-based practices to assist court-ordered youthful offenders through a term of supervision by preventing crime by changing criminal thinking, conducting investigations for the court, holding youth accountable, habilitating youth with evidence-based strategies and education.

### CHALLENGES, ISSUES & OPPORTUNITIES

Key challenges, issues and opportunities for the Probation Department during FY2022-23 include:

- Lack of after school programs throughout the county and preventative programing.
- Rural communities that are far away from the Town of Mammoth Lakes where most services are located struggle with receiving assistance;
- Transportation issues caused by weather.
- High cost of living causes both parents to work multiple jobs thereby spending less time with the youth;
- Ongoing need for transitional housing; and,
- Pretrial and reentry offenders receive targeted assistance and support is an opportunity for our county.
- A Contract Counselor and collaboration with BH and Social Services helped to create programs for youth that are at risk of removal

For more information, call (760) 932-5572, or visit <https://monocounty.ca.gov/probation>

## REQUESTED BUDGET CHANGES FOR FY2022-23

- Probation’s General Fund deficit spending has decreased over FY2021-2022 due to new program funding
- Pretrial Release Program is a new service provided by Probation Funded by SB 129
- New contract to provide a county-wide survey to address service gaps

## ACCOMPLISHMENTS AND OBJECTIVES

### FY2021-22 Accomplishments

- Probation staff remained in the field and offices during the pandemic
- No youth were detained FY 21-22

- The Mammoth High School After School program began supported by Proposition 64 grant funds
- Continued responsible budgeting and oversight
- Implemented Pretrial Services as well as administered the NAHMS behavioral and mental health services for both in and out of custody
- Entered into an agreement with Tyler Technologies to replace the current case management system

#### **FY2022-24 Strategic Plan Objectives**

- Enhance the Quality of Life for our Children by collaborating with justice partners to ensure systems and programs are implemented to minimize the number of youth involved in the justice system

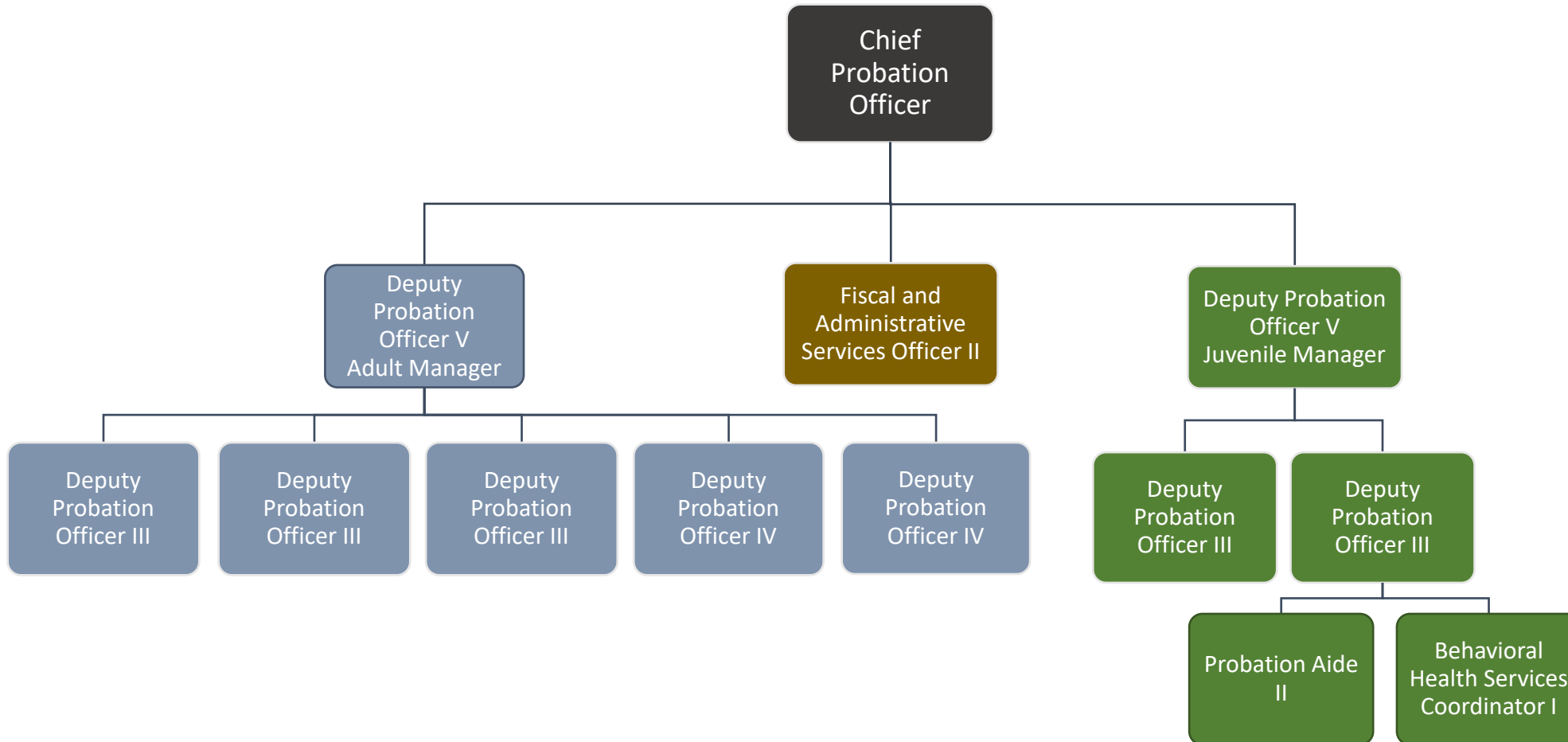
#### **FY2022-23 Objectives**

- Complete the migration and implementation of the new case management system
- Complete the record retention and destruction project
- Continue to collaborate with justice partners to ensure youth receive early services and supportive care
- Foundation building for transitional housing and community support program for FY2023-2024



# Probation

## Departmental Organizational Chart



## Probation

### PR 100-23-500 (Juvenile probation)

Account Line Item	Account Name	FY2020-21		FY2021-22	FY2021-22	FY2022-23	FY2022-23
		Adopted	FY2020-21	Adopted	08/18/22	Requested	Recommended
		Budget	Actual	Budget	Actual	Budget	Budget
100-23-500-15299	St: Juvenile Justice	\$0	\$4,852	\$0	\$0	\$0	\$0
100-23-500-15620	Fed: Probation Iv-E & Iv-Ea	\$6,000	\$0	\$6,000	\$3,594	\$6,000	\$6,000
100-23-500-18100	Operating Transfers In	\$0	\$0	\$3,000	\$3,000	\$5,000	\$5,000
<b>Revenues Total</b>		<b>\$6,000</b>	<b>\$4,852</b>	<b>\$9,000</b>	<b>\$6,594</b>	<b>\$11,000</b>	<b>\$11,000</b>
100-23-500-30300	Food Expenses	(\$1,000)	(\$1,116)	(\$1,500)	(\$1,318)	(\$1,200)	(\$1,200)
100-23-500-33351	Vehicle Fuel Costs	(\$3,000)	(\$2,245)	(\$3,500)	(\$3,817)	(\$4,800)	(\$4,800)
100-23-500-33360	Motor Pool Expense	(\$2,000)	(\$3,583)	(\$4,000)	(\$4,000)	(\$5,000)	(\$5,000)
<b>Expenses Total</b>		<b>(\$6,000)</b>	<b>(\$6,944)</b>	<b>(\$9,000)</b>	<b>(\$9,136)</b>	<b>(\$11,000)</b>	<b>(\$11,000)</b>
<b>NET</b>		<b>\$0</b>	<b>(\$2,093)</b>	<b>\$0</b>	<b>(\$2,542)</b>	<b>\$0</b>	<b>\$0</b>

### PR 100-23-520 (Probation)

Account Line Item	Account Name	FY2020-21		FY2021-22	FY2021-22	FY2022-23	FY2022-23
		Adopted	FY2020-21	Adopted	08/18/22	Requested	Recommended
		Budget	Actual	Budget	Actual	Budget	Budget
100-23-520-13090	Lab -H & S 11372.5	\$350	\$321	\$200	\$300	\$200	\$200
100-23-520-13100	Drug Prog -H&S 11372.7	\$800	\$148	\$400	\$100	\$100	\$100
100-23-520-13120	Fines, Forfeits & Penalties	\$1,600	\$549	\$700	\$1,327	\$750	\$750
100-23-520-15310	St: Pub Safety-Prop 172 Sales	\$88,125	\$114,770	\$106,650	\$117,227	\$132,225	\$132,225
100-23-520-15330	St: Restitution 10% Rebate/CARPOS Rebate	\$2,000	\$466	\$1,000	\$606	\$700	\$700
100-23-520-15471	St: Stc Training Reimbursement	\$6,600	\$6,673	\$6,600	\$6,864	\$7,800	\$7,800
100-23-520-15620	Fed: Probation Iv-E & Iv-Ea	\$0	\$0	\$0	\$0	\$0	\$0
100-23-520-15625	Fed: Drug Court Grant	\$0	\$0	\$0	\$0	\$0	\$0
100-23-520-15819	Fed: Misc Fed Grants	\$0	\$2,292	\$0	\$0	\$3,500	\$3,500
100-23-520-15903	SB 678 PROBATION- SB 678 PERFORMANCE INCENTIV	\$0	\$0	\$0	\$0	\$0	\$0
100-23-520-16385	Probation Gis Monitoring Fee	\$1,600	\$1,320	\$1,600	\$30	\$0	\$0
100-23-520-16390	Probation Juvenile Traffic Hea	\$0	\$0	\$0	\$0	\$0	\$0
100-23-520-16402	Probation Fees	\$10,000	\$10,317	\$10,000	\$28,536	\$29,848	\$29,848
100-23-520-16420	Step Parent Adoption Rpt Fees	\$0	\$0	\$0	\$0	\$0	\$0
100-23-520-16421	Interstate Fees (Pc 1203.9)	\$150	\$0	\$75	\$18	\$0	\$0
100-23-520-16422	Supervisory Fees (Pc 1000)	\$500	\$1,380	\$500	\$0	\$0	\$0
100-23-520-16430	Dismissal Fees (Pc 1203.4)	\$50	\$100	\$200	\$0	\$0	\$0
100-23-520-18010	Sale Of Surplus Assets	\$0	\$1,454	\$0	\$100	\$0	\$0
100-23-520-18100	Operating Transfers In	\$200,000	\$200,000	\$244,938	\$205,580	\$200,000	\$200,000
<b>Revenues Total</b>		<b>\$311,775</b>	<b>\$339,790</b>	<b>\$372,863</b>	<b>\$360,688</b>	<b>\$375,123</b>	<b>\$375,123</b>
100-23-520-21100	Salary And Wages	(\$731,987)	(\$695,046)	(\$700,206)	(\$688,548)	(\$584,229)	(\$584,229)
100-23-520-21120	Overtime	(\$8,000)	(\$6,363)	(\$31,188)	(\$11,597)	(\$33,818)	(\$33,818)
100-23-520-21130	Auto Allowance	\$0	\$0	\$0	\$0	\$0	\$0
100-23-520-21410	Holiday Pay	\$0	\$0	\$0	\$0	\$0	\$0
100-23-520-22100	Employee Benefits	(\$43,131)	(\$72,134)	(\$62,613)	(\$77,964)	\$16,077	\$16,077
100-23-520-22110	Employee Benefits - Health (Medical-Dental-Vision)	(\$207,871)	(\$165,183)	(\$165,214)	(\$157,644)	(\$118,405)	(\$118,405)
100-23-520-22120	Employee Benefits - PERS (ER Portion)	(\$483,774)	(\$477,704)	(\$576,370)	(\$553,438)	(\$576,874)	(\$576,874)
100-23-520-22125	PRST Contribution	\$0	\$0	\$0	\$0	(\$69,375)	(\$69,375)
100-23-520-30280	Telephone/Communications	(\$17,620)	(\$17,280)	(\$20,880)	(\$18,064)	(\$22,851)	(\$22,851)
100-23-520-30500	Workers' Comp Ins Expense	(\$15,743)	(\$15,743)	(\$17,106)	(\$17,106)	(\$17,459)	(\$17,459)
100-23-520-30510	Liability Insurance Expense	(\$8,538)	(\$8,538)	(\$10,689)	(\$10,689)	(\$11,599)	(\$11,599)
100-23-520-31200	Equip Maintenance & Repair	\$0	\$0	\$0	\$0	\$0	\$0
100-23-520-31700	Membership Fees	(\$1,000)	(\$741)	(\$1,000)	(\$800)	(\$1,200)	(\$1,200)
100-23-520-32000	Office Expense	(\$9,550)	(\$8,149)	(\$19,184)	(\$9,343)	(\$10,000)	(\$10,000)
100-23-520-32010	TECHNOLOGY EXPENSES	(\$19,365)	(\$21,285)	(\$23,042)	(\$20,991)	(\$28,928)	(\$28,928)
100-23-520-32020	Technology Expense-Software Licenses	\$0	\$0	\$0	\$0	(\$5,000)	(\$5,000)
100-23-520-32030	Copier Pool	\$0	\$0	\$0	\$0	(\$4,560)	(\$4,560)
100-23-520-32450	Contract Services	\$0	\$0	\$0	\$0	\$0	\$0
100-23-520-32500	Professional & Specialized Ser	(\$23,000)	(\$7,271)	(\$5,000)	(\$5,000)	\$0	\$0
100-23-520-32950	Rents & Leases - Real Property	(\$154,771)	\$0	(\$156,286)	\$0	\$0	\$0
100-23-520-33010	Small Tools & Instruments	\$0	\$0	\$0	\$0	\$0	\$0
100-23-520-33120	Special Department Expense	(\$15,732)	(\$5,321)	(\$3,000)	(\$2,987)	(\$7,000)	(\$7,000)
100-23-520-33350	Travel & Training Expense	(\$30,000)	(\$13,906)	(\$15,000)	(\$13,000)	(\$15,000)	(\$15,000)
100-23-520-33351	Vehicle Fuel Costs	(\$4,950)	(\$8,176)	(\$7,500)	(\$17,542)	(\$15,000)	(\$15,000)
100-23-520-33360	Motor Pool Expense	(\$20,000)	(\$26,091)	(\$24,311)	(\$44,677)	(\$58,141)	(\$58,141)
100-23-520-33600	Civic Center Utilities	\$0	(\$8,148)	\$0	(\$9,185)	(\$11,600)	(\$11,600)
100-23-520-60100	Operating Transfers Out	\$0	(\$148,070)	\$0	(\$147,094)	\$0	\$0
100-23-520-60110	Civic Center Rent	\$0	\$0	\$0	\$0	(\$148,080)	(\$148,080)
<b>Expenses Total</b>		<b>(\$1,795,032)</b>	<b>(\$1,705,150)</b>	<b>(\$1,838,589)</b>	<b>(\$1,805,668)</b>	<b>(\$1,723,041)</b>	<b>(\$1,723,041)</b>



## Probation

**NET (\$1,483,257) (\$1,365,360) (\$1,465,726) (\$1,444,980) (\$1,347,918) (\$1,347,918)**

### PR 184-23-520 (Public Health and Safety Grant)

Account Line Item	Account Name	FY2020-21		FY2021-22	FY2021-22	FY2022-23	FY2022-23
		Adopted Budget	FY2020-21 Actual	Adopted Budget	08/18/22 Actual	Requested Budget	Recommended Budget
184-23-520-15498	St: Misc State Revenue	\$0	\$8,135	\$279,204	\$113,258	\$296,908	\$296,908
<b>Revenues Total</b>		<b>\$0</b>	<b>\$8,135</b>	<b>\$279,204</b>	<b>\$113,258</b>	<b>\$296,908</b>	<b>\$296,908</b>
184-23-520-21100	Salary And Wages	\$0	\$0	(\$44,790)	(\$11,817)	(\$44,790)	(\$44,790)
184-23-520-22100	Employee Benefits	\$0	\$0	(\$21,214)	(\$5,595)	(\$21,214)	(\$21,214)
184-23-520-32500	Professional & Specialized Ser	\$0	\$0	(\$190,648)	(\$91,732)	(\$218,200)	(\$218,200)
184-23-520-33120	Special Department Expense	\$0	(\$8,135)	(\$22,552)	(\$4,249)	(\$12,704)	(\$12,704)
<b>Expenses Total</b>		<b>\$0</b>	<b>(\$8,135)</b>	<b>(\$279,204)</b>	<b>(\$113,393)</b>	<b>(\$296,908)</b>	<b>(\$296,908)</b>
<b>Use of Fund Balance</b>		<b>\$0</b>	<b>(\$8,135)</b>	<b>(\$279,204)</b>	<b>(\$113,393)</b>	<b>(\$296,908)</b>	<b>(\$296,908)</b>

### PR 680-23-520 (Probation CCP 2011)

Account Line Item	Account Name	FY2020-21		FY2021-22	FY2021-22	FY2022-23	FY2022-23
		Adopted Budget	FY2020-21 Actual	Adopted Budget	08/18/22 Actual	Requested Budget	Recommended Budget
680-23-520-14010	Interest Income	\$0	\$7,857	\$0	\$10,812	\$0	\$0
680-23-520-15437	Realignment Backfill Support	\$0	\$44,806	\$0	\$0	\$0	\$0
680-23-520-15453	St: 2011 Realignment-CCP SB1020	\$619,054	\$774,512	\$742,728	\$951,446	\$976,722	\$976,722
<b>Revenues Total</b>		<b>\$619,054</b>	<b>\$827,175</b>	<b>\$742,728</b>	<b>\$962,258</b>	<b>\$976,722</b>	<b>\$976,722</b>
680-23-520-21100	Salary And Wages	(\$248,548)	(\$248,548)	(\$260,976)	(\$260,976)	(\$279,244)	(\$279,244)
680-23-520-22100	Employee Benefits	(\$52,032)	(\$52,032)	(\$54,633)	(\$54,633)	(\$54,633)	(\$54,633)
680-23-520-22110	Employee Benefits - Health (Medical-Dental-Vision)	(\$61,520)	(\$61,520)	(\$64,596)	(\$64,596)	(\$64,596)	(\$64,596)
680-23-520-22120	Employee Benefits - PERS (ER Portion)	(\$82,620)	(\$82,620)	(\$86,751)	(\$86,751)	(\$86,751)	(\$86,751)
680-23-520-30110	Clothing/Personal Supplies	\$0	\$0	\$0	\$0	\$0	\$0
680-23-520-31530	Medical/Dental & Lab Supplies	(\$40,000)	(\$40,000)	(\$40,000)	(\$40,000)	(\$40,000)	(\$40,000)
680-23-520-32000	Office Expense	\$0	\$0	\$0	\$0	\$0	\$0
680-23-520-32500	Professional & Specialized Ser	(\$104,750)	(\$44,359)	(\$146,000)	(\$124,253)	(\$183,200)	(\$183,200)
680-23-520-33120	Special Department Expense	\$0	\$0	\$0	\$0	\$0	\$0
680-23-520-60100	Operating Transfers Out	(\$25,000)	(\$25,000)	(\$25,000)	(\$25,000)	(\$25,000)	(\$25,000)
<b>Expenses Total</b>		<b>(\$614,470)</b>	<b>(\$554,079)</b>	<b>(\$677,956)</b>	<b>(\$656,209)</b>	<b>(\$733,424)</b>	<b>(\$733,424)</b>
<b>Contribution to Fund Balance</b>		<b>\$4,584</b>	<b>\$273,095</b>	<b>\$64,772</b>	<b>\$306,049</b>	<b>\$243,298</b>	<b>\$243,298</b>

### PR 681-23-500 (Probation YOBG 2011)

Account Line Item	Account Name	FY2020-21		FY2021-22	FY2021-22	FY2022-23	FY2022-23
		Adopted Budget	FY2020-21 Actual	Adopted Budget	08/18/22 Actual	Requested Budget	Recommended Budget
681-23-500-14010	Interest Income	\$0	\$6,332	\$0	\$6,803	\$0	\$0
681-23-500-15443	St: 2011 Realignment	\$0	\$0	\$0	\$0	\$0	\$0
681-23-500-15452	St: 2011 Realignment-YOBG	\$100,680	\$146,749	\$141,285	\$112,006	\$137,229	\$137,229
681-23-500-18100	Operating Transfers In	\$0	\$0	\$0	\$0	\$0	\$0
<b>Revenues Total</b>		<b>\$100,680</b>	<b>\$153,081</b>	<b>\$141,285</b>	<b>\$118,810</b>	<b>\$137,229</b>	<b>\$137,229</b>
681-23-500-21100	Salary And Wages	(\$16,250)	(\$16,250)	(\$16,250)	(\$16,250)	(\$16,250)	(\$16,250)
681-23-500-22100	Employee Benefits	(\$16,250)	(\$16,250)	(\$5,907)	(\$5,907)	\$0	\$0
681-23-500-22110	Employee Benefits - Health (Medical-Dental-Vision)	\$0	\$0	(\$10,343)	(\$10,343)	(\$16,250)	(\$16,250)
681-23-500-30110	Clothing/Personal Supplies	\$0	\$0	\$0	\$0	\$0	\$0
681-23-500-32020	Technology Expense-Software Licenses	\$0	\$0	(\$31,500)	(\$32,025)	(\$2,000)	(\$2,000)
681-23-500-32260	Medical/Dental Services	(\$15,000)	\$0	(\$20,000)	(\$4,620)	(\$10,000)	(\$10,000)
681-23-500-32500	Professional & Specialized Ser	(\$13,000)	(\$2,000)	(\$7,500)	(\$2,000)	(\$7,500)	(\$7,500)
681-23-500-33120	Special Department Expense	(\$10,180)	\$0	(\$45,702)	(\$33,664)	(\$30,000)	(\$30,000)
681-23-500-41100	Support & Care Of Persons	(\$30,000)	(\$570)	(\$30,000)	(\$3,136)	(\$30,000)	(\$30,000)
681-23-500-60100	Operating Transfers Out	\$0	\$0	(\$3,000)	(\$3,000)	(\$17,000)	(\$17,000)
<b>Expenses Total</b>		<b>(\$100,680)</b>	<b>(\$35,070)</b>	<b>(\$170,202)</b>	<b>(\$110,946)</b>	<b>(\$129,000)</b>	<b>(\$129,000)</b>
<b>Contribution to Fund Balance</b>		<b>\$0</b>	<b>\$118,011</b>	<b>(\$28,917)</b>	<b>\$7,864</b>	<b>\$8,229</b>	<b>\$8,229</b>

### PR 682-23-520 (Probation SB 678 2011)

Account Line Item	Account Name	FY2020-21		FY2021-22	FY2021-22	FY2022-23	FY2022-23
		Adopted Budget	FY2020-21 Actual	Adopted Budget	08/18/22 Actual	Requested Budget	Recommended Budget
682-23-520-14010	Interest Income	\$0	\$13,033	\$0	\$13,151	\$0	\$0
682-23-520-15443	St: 2011 Realignment	\$0	\$0	\$0	\$0	\$0	\$0
682-23-520-15454	St: SB678 Performance Incentive	\$237,647	\$257,466	\$257,466	\$257,466	\$227,576	\$227,576
682-23-520-18100	Operating Transfers In	\$0	\$0	\$0	\$0	\$0	\$0

Probation

	<b>Revenues Total</b>	<b>\$237,647</b>	<b>\$270,499</b>	<b>\$257,466</b>	<b>\$270,617</b>	<b>\$227,576</b>	<b>\$227,576</b>
682-23-520-21100	Salary And Wages	\$0	\$0	(\$31,943)	(\$42,046)	(\$42,046)	(\$42,046)
682-23-520-22100	Employee Benefits	\$0	\$0	\$0	\$0	\$0	\$0
682-23-520-22110	Employee Benefits - Health (Medical-Dental-Vision)	\$0	\$0	(\$18,100)	(\$22,084)	(\$22,084)	(\$22,084)
682-23-520-30120	Uniform Allowance	(\$24,000)	(\$4,384)	(\$25,000)	(\$8,983)	(\$10,000)	(\$10,000)
682-23-520-30280	Telephone/Communications	\$0	\$0	\$0	\$0	\$0	\$0
682-23-520-32000	Office Expense	(\$20,000)	(\$4,778)	(\$20,000)	(\$750)	(\$10,000)	(\$10,000)
682-23-520-32010	TECHNOLOGY EXPENSES	\$0	\$0	\$0	\$0	\$0	\$0
682-23-520-32020	Technology Expense-Software Licenses	\$0	\$0	(\$70,000)	(\$70,000)	\$0	\$0
682-23-520-32500	Professional & Specialized Ser	(\$29,500)	(\$24,366)	(\$50,000)	(\$20,863)	(\$50,000)	(\$50,000)
682-23-520-33120	Special Department Expense	(\$34,147)	(\$26,813)	(\$54,104)	(\$51,990)	(\$25,000)	(\$25,000)
682-23-520-33350	Travel & Training Expense	(\$30,000)	\$0	(\$30,000)	(\$10,477)	(\$20,000)	(\$20,000)
682-23-520-60100	Operating Transfers Out	(\$100,000)	(\$100,000)	(\$100,000)	(\$127,427)	(\$128,000)	(\$128,000)
	<b>Expenses Total</b>	<b>(\$237,647)</b>	<b>(\$160,341)</b>	<b>(\$399,147)</b>	<b>(\$354,620)</b>	<b>(\$307,130)</b>	<b>(\$307,130)</b>
	<b>Use of Fund Balance</b>	<b>\$0</b>	<b>\$110,159</b>	<b>(\$141,681)</b>	<b>(\$84,003)</b>	<b>(\$79,554)</b>	<b>(\$79,554)</b>

**PR 683-23-500 (Probation JJCPA 2011)**

Account Line Item	Account Name	FY2020-21	FY2020-21	FY2021-22	FY2021-22	FY2022-23	FY2022-23
		Adopted Budget	FY2020-21 Actual	Adopted Budget	08/18/22 Actual	Requested Budget	Recommended Budget
683-23-500-14010	Interest Income	\$0	\$1,645	\$0	\$1,813	\$0	\$0
683-23-500-15437	Realignment Backfill Support	\$0	\$7,274	\$0	\$0	\$0	\$0
683-23-500-15443	St: 2011 Realignment	\$36,523	\$56,965	\$55,980	\$58,032	\$63,199	\$63,199
683-23-500-18100	Operating Transfers In	\$0	\$0	\$0	\$0	\$0	\$0
	<b>Revenues Total</b>	<b>\$36,523</b>	<b>\$65,883</b>	<b>\$55,980</b>	<b>\$59,845</b>	<b>\$63,199</b>	<b>\$63,199</b>
683-23-500-21100	Salary And Wages	(\$16,326)	(\$16,326)	(\$16,326)	(\$16,326)	(\$16,326)	(\$16,326)
683-23-500-22100	Employee Benefits	(\$16,326)	(\$16,326)	(\$16,326)	(\$16,326)	(\$16,326)	(\$16,326)
683-23-500-33120	Special Department Expense	\$0	(\$70)	\$0	\$0	\$0	\$0
683-23-500-33134	Special Department Expense	(\$3,871)	\$0	(\$3,871)	(\$6,013)	(\$15,360)	(\$15,360)
683-23-500-60100	Operating Transfers Out	\$0	\$0	\$0	\$0	\$0	\$0
	<b>Expenses Total</b>	<b>(\$36,523)</b>	<b>(\$32,722)</b>	<b>(\$36,523)</b>	<b>(\$38,665)</b>	<b>(\$48,012)</b>	<b>(\$48,012)</b>
	<b>Contribution to Fund Balance</b>	<b>\$0</b>	<b>\$33,162</b>	<b>\$19,457</b>	<b>\$21,181</b>	<b>\$15,187</b>	<b>\$15,187</b>

**PR 684-23-520 (Probation PRCD 2011)**

Account Line Item	Account Name	FY2020-21	FY2020-21	FY2021-22	FY2021-22	FY2022-23	FY2022-23
		Adopted Budget	FY2020-21 Actual	Adopted Budget	08/18/22 Actual	Requested Budget	Recommended Budget
684-23-520-14010	Interest Income	\$0	\$1,600	\$0	\$1,617	\$0	\$0
684-23-520-15443	St: 2011 Realignment	\$0	\$0	\$0	\$0	\$0	\$0
684-23-520-15451	St: 2011 Realignment PCRS	\$10,250	\$10,288	\$10,250	\$10,250	\$10,250	\$10,250
684-23-520-18100	Operating Transfers In	\$0	\$0	\$0	\$0	\$0	\$0
	<b>Revenues Total</b>	<b>\$10,250</b>	<b>\$11,888</b>	<b>\$10,250</b>	<b>\$11,867</b>	<b>\$10,250</b>	<b>\$10,250</b>
684-23-520-33120	Special Department Expense	(\$10,250)	\$0	(\$10,250)	\$0	(\$10,250)	(\$10,250)
684-23-520-60100	Operating Transfers Out	\$0	\$0	\$0	\$0	\$0	\$0
	<b>Expenses Total</b>	<b>(\$10,250)</b>	<b>\$0</b>	<b>(\$10,250)</b>	<b>\$0</b>	<b>(\$10,250)</b>	<b>(\$10,250)</b>
	<b>Use of Fund Balance</b>	<b>\$0</b>	<b>\$11,888</b>	<b>\$0</b>	<b>\$11,867</b>	<b>\$0</b>	<b>\$0</b>

**PR 685-23-520 (Probation BSCC 2011)**

Account Line Item	Account Name	FY2020-21	FY2020-21	FY2021-22	FY2021-22	FY2022-23	FY2022-23
		Adopted Budget	FY2020-21 Actual	Adopted Budget	08/18/22 Actual	Requested Budget	Recommended Budget
685-23-520-14010	Interest Income	\$0	\$5,097	\$0	\$4,863	\$0	\$0
685-23-520-15443	St: 2011 Realignment	\$0	\$0	\$0	\$0	\$0	\$0
685-23-520-15455	St: 2011 Realignment BSCC AB109 \$100,000	\$100,000	\$100,000	\$100,000	\$100,000	\$100,000	\$100,000
685-23-520-18100	Operating Transfers In	\$0	\$0	\$0	\$0	\$0	\$0
	<b>Revenues Total</b>	<b>\$100,000</b>	<b>\$105,097</b>	<b>\$100,000</b>	<b>\$104,863</b>	<b>\$100,000</b>	<b>\$100,000</b>
685-23-520-60100	Operating Transfers Out	(\$100,000)	(\$100,000)	(\$100,000)	(\$100,000)	(\$100,000)	(\$100,000)
	<b>Expenses Total</b>	<b>(\$100,000)</b>	<b>(\$100,000)</b>	<b>(\$100,000)</b>	<b>(\$100,000)</b>	<b>(\$100,000)</b>	<b>(\$100,000)</b>
	<b>Use of Fund Balance</b>	<b>\$0</b>	<b>\$5,097</b>	<b>\$0</b>	<b>\$4,863</b>	<b>\$0</b>	<b>\$0</b>

**PR 686-23-500 (Probation Juvenile Activities)**

Account Line Item	Account Name	FY2020-21	FY2020-21	FY2021-22	FY2021-22	FY2022-23	FY2022-23
		Adopted Budget	FY2020-21 Actual	Adopted Budget	08/18/22 Actual	Requested Budget	Recommended Budget

Probation

686-23-500-14010	Interest Income	\$0	\$889	\$0	\$1,243	\$0	\$0
686-23-500-15299	St: Juvenile Justice	\$10,780	\$16,897	\$16,525	\$39,603	\$18,887	\$18,887
686-23-500-18010	Sale Of Surplus Assets	\$0	\$0	\$0	\$0	\$0	\$0
686-23-500-18100	Operating Transfers In	\$0	\$0	\$0	\$0	\$0	\$0
<b>Revenues Total</b>		<b>\$10,780</b>	<b>\$17,787</b>	<b>\$16,525</b>	<b>\$40,846</b>	<b>\$18,887</b>	<b>\$18,887</b>
686-23-500-33120	Special Department Expense	(\$10,780)	(\$523)	(\$10,780)	(\$1,138)	(\$18,887)	(\$18,887)
686-23-500-60100	Operating Transfers Out	\$0	\$0	\$0	\$0	\$0	\$0
<b>Expenses Total</b>		<b>(\$10,780)</b>	<b>(\$523)</b>	<b>(\$10,780)</b>	<b>(\$1,138)</b>	<b>(\$18,887)</b>	<b>(\$18,887)</b>
<b>Use of Fund Balance</b>		<b>\$0</b>	<b>\$17,263</b>	<b>\$5,745</b>	<b>\$39,707</b>	<b>\$0</b>	<b>\$0</b>

PR 688-23-520 (Drug Court Grant)

Account Line Item	Account Name	FY2020-21		FY2021-22		FY2022-23	FY2022-23
		Adopted Budget	FY2020-21 Actual	Adopted Budget	08/18/22 Actual	Requested Budget	Recommended Budget
688-23-520-14010	Interest Income	\$0	\$0	\$0	\$0	\$0	\$0
688-23-520-15625	Fed: Drug Court Grant	\$125,000	\$52,696	\$125,000	\$22,820	\$62,500	\$62,500
688-23-520-17010	Miscellaneous Revenue	\$0	\$0	\$0	\$0	\$0	\$0
<b>Revenues Total</b>		<b>\$125,000</b>	<b>\$52,696</b>	<b>\$125,000</b>	<b>\$22,820</b>	<b>\$62,500</b>	<b>\$62,500</b>
688-23-520-21100	Salary And Wages	(\$41,876)	(\$25,872)	(\$41,876)	(\$9,787)	(\$20,938)	(\$20,938)
688-23-520-22100	Employee Benefits	(\$22,082)	(\$16,725)	(\$22,082)	(\$6,588)	(\$11,041)	(\$11,041)
688-23-520-32000	Office Expense	(\$26,930)	(\$1,882)	(\$26,930)	(\$2,723)	(\$13,465)	(\$13,465)
688-23-520-32500	Professional & Specialized Ser	(\$4,540)	\$0	(\$4,540)	\$0	(\$2,270)	(\$2,270)
688-23-520-33120	Special Department Expense	(\$13,345)	(\$7,483)	(\$13,345)	(\$4,126)	(\$6,672)	(\$6,672)
688-23-520-33350	Travel & Training Expense	(\$9,726)	\$0	(\$9,726)	(\$2,217)	(\$4,863)	(\$4,863)
688-23-520-33360	Motor Pool Expense	(\$6,501)	(\$734)	(\$6,501)	(\$71)	(\$3,251)	(\$3,251)
<b>Expenses Total</b>		<b>(\$125,000)</b>	<b>(\$52,696)</b>	<b>(\$125,000)</b>	<b>(\$25,513)</b>	<b>(\$62,500)</b>	<b>(\$62,500)</b>
<b>Use of Fund Balance</b>		<b>\$0</b>	<b>\$0</b>	<b>\$0</b>	<b>(\$2,693)</b>	<b>\$0</b>	<b>\$0</b>

PR 690-00/23/10-500 (Local Innovation 2011 Realignment)

Account Line Item	Account Name	FY2020-21		FY2021-22		FY2022-23	FY2022-23
		Adopted Budget	FY2020-21 Actual	Adopted Budget	08/18/22 Actual	Requested Budget	Recommended Budget
690-00-000-14010	Interest Income	\$0	\$396	\$0	\$612	\$0	\$0
690-00-500-15480	St: 2011 Realignment Local Innovation Subaccount	\$0	\$0	\$7,334	\$0	\$0	\$0
690-10-001-15480	St: 2011 Realignment Local Innovation Subaccount	\$0	\$0	\$0	\$37,172	\$6,144	\$6,144
<b>Revenues Total</b>		<b>\$0</b>	<b>\$396</b>	<b>\$7,334</b>	<b>\$37,784</b>	<b>\$6,144</b>	<b>\$6,144</b>
690-00-000-33120	Special Department Expense	\$0	\$0	\$0	\$0	(\$50,000)	(\$50,000)
<b>Expenses Total</b>		<b>\$0</b>	<b>\$0</b>	<b>\$0</b>	<b>\$0</b>	<b>(\$50,000)</b>	<b>(\$50,000)</b>
<b>Use of Fund Balance</b>		<b>\$0</b>	<b>\$396</b>	<b>\$7,334</b>	<b>\$37,784</b>	<b>(\$43,856)</b>	<b>(\$43,856)</b>

PR 691-23-520 (Pretrial Release Program)

Account Line Item	Account Name	FY2020-21		FY2021-22		FY2022-23	FY2022-23
		Adopted Budget	FY2020-21 Actual	Adopted Budget	08/18/22 Actual	Requested Budget	Recommended Budget
691-23-520-14010	Interest Income	\$0	\$0	\$0	(\$109)	\$0	\$0
691-23-520-15457	St: SB 129 Pretrial Release Program	\$0	\$0	\$0	\$24,407	\$329,601	\$329,601
<b>Revenues Total</b>		<b>\$0</b>	<b>\$0</b>	<b>\$0</b>	<b>\$24,299</b>	<b>\$329,601</b>	<b>\$329,601</b>
691-23-520-21100	Salary And Wages	\$0	\$0	\$0	(\$14,271)	(\$95,095)	(\$95,095)
691-23-520-22100	Employee Benefits	\$0	\$0	\$0	(\$1,986)	(\$9,398)	(\$9,398)
691-23-520-22110	Employee Benefits - Health (Medical-Dental-Vision)	\$0	\$0	\$0	(\$4,545)	(\$29,232)	(\$29,232)
691-23-520-22120	Employee Benefits - PERS (ER Portion)	\$0	\$0	\$0	(\$3,606)	(\$21,188)	(\$21,188)
691-23-520-32010	TECHNOLOGY EXPENSES	\$0	\$0	\$0	(\$40,500)	\$0	\$0
691-23-520-32020	Technology Expense-Software Licenses	\$0	\$0	\$0	\$0	(\$116,555)	(\$116,555)
691-23-520-32500	Professional & Specialized Ser	\$0	\$0	\$0	\$0	(\$36,862)	(\$36,862)
691-23-520-32950	Rents & Leases - Real Property	\$0	\$0	\$0	\$0	(\$7,200)	(\$7,200)
691-23-520-33120	Special Department Expense	\$0	\$0	\$0	\$0	(\$1,300)	(\$1,300)
691-23-520-33360	Motor Pool Expense	\$0	\$0	\$0	\$0	(\$3,600)	(\$3,600)
691-23-520-53030	Capital Equipment, \$5,000+	\$0	\$0	\$0	\$0	(\$9,171)	(\$9,171)
<b>Expenses Total</b>		<b>\$0</b>	<b>\$0</b>	<b>\$0</b>	<b>(\$64,907)</b>	<b>(\$329,601)</b>	<b>(\$329,601)</b>
<b>Use of Fund Balance</b>		<b>\$0</b>	<b>\$0</b>	<b>\$0</b>	<b>(\$40,609)</b>	<b>(\$0)</b>	<b>(\$0)</b>

PR 695-23-500 (SB 823)

Probation

<i>Account Line Item</i>	<i>Account Name</i>	<i>FY2020-21 Adopted Budget</i>	<i>FY2020-21 Actual</i>	<i>FY2021-22 Adopted Budget</i>	<i>FY2021-22 08/18/22 Actual</i>	<i>FY2022-23 Requested Budget</i>	<i>FY2022-23 Recommended Budget</i>
695-23-500-15450	St: BB 823 Juv Justice Realignment Block Grant	\$0	\$0	\$0	\$250,000	\$250,000	\$250,000
	<b>Revenues Total</b>	\$0	\$0	\$0	\$250,000	\$250,000	\$250,000
	<b>Contribution to Fund Balance</b>	\$0	\$0	\$0	\$250,000	\$250,000	\$250,000

# PUBLIC HEALTH

**Bryan Wheeler**  
**Public Health Director**

Our mission is to promote and protect a Mono County culture of health and safety in the community and environment through outreach, education, and prevention. Our core values include wellness, integrity, respect, caring, excellence in quality and service, personal and professional growth, collaboration, and flexibility.

## BUDGET AT A GLANCE

Total Expenditures	(\$6,803,591)
Total Grant/Earned/ Govt Revenues	\$6,766,367
Total Use of Fund Balance	\$37,224
<hr/>	
Total General Fund Contribution	\$0
Total Staff	33
% funded by General Fund	0%

## DEPARTMENT SERVICES OVERVIEW

**Public Health.** Environmental and Public Health promote and protect the health of people and the communities where they live, learn, work and play. Mono County Health Department strives to prevent people from getting sick or injured and promotes wellness by encouraging healthy behaviors through an upstream approach. The 10 Essential Public Health Functions serve as a framework for how local, State, and Federal mandates and core functions are upheld and implemented.

### CHALLENGES, ISSUES & OPPORTUNITIES

Critical challenges for Public Health Department during FY2022-23 include:

- Public Health indirect costs are higher than what we can charge state and federal grants causing a deficit;
- Environmental fees that have not increased since 2014, causing the Environmental Health Department to consume an estimated 58% of Public Health realignment;
- Continued COVID activities with COVID grants ending and ensure funding for the upcoming fiscal year;
- The loss of Ryan White funding to provide HIV/STI testing and treatment;
- With all the equipment required to combat COVID, supplies storage is problematic. Public Health is currently renting storage space;
- As COVID grants expire, staff retention will become a concern.
- Public Health has been awarded \$403,629 from CDPH for the Future of Public Health Grant, an ongoing grant to increase Public Health staffing. This Grant will come before the Board of Supervisors soon and will be part of a budget amendment in the fall of 2022

For more information, call (760) 924-1830, or visit <https://monocounty.ca.gov/public-health>

## REQUESTED BUDGET CHANGES FOR FY2022-23

- Addition of a Director of Nursing Position to ensure a proper chain of command and consistent monitoring of clinical activities;
- The Loss of Ryan White funding due to the low incidents of positive HIV testing;
- New COVID grants such as Workforce Development Grant;
- Addition and loss of staff as covid grants expire and new grants evolve.
- Additional work force development grant to assist schools that provides a 60% position.

---

## ACCOMPLISHMENTS AND OBJECTIVES

### FY2021-22 Accomplishments

- The reestablishment of in-office services;
- The updating of Public Health infrastructures such as our auto fleet, IT equipment, and clinical equipment;
- The hiring of a new Health Officer
- The administration of 1600 plus influenza vaccinations;
- The administration of 3000 plus COVID vaccinations.

### FY2022-24 Strategic Plan Objectives

- Continue to enhance the quality of life of our children and aging population by participating in the comprehensive report that identifies current and future programs and policies that enhance quality of life for all in Mono County.

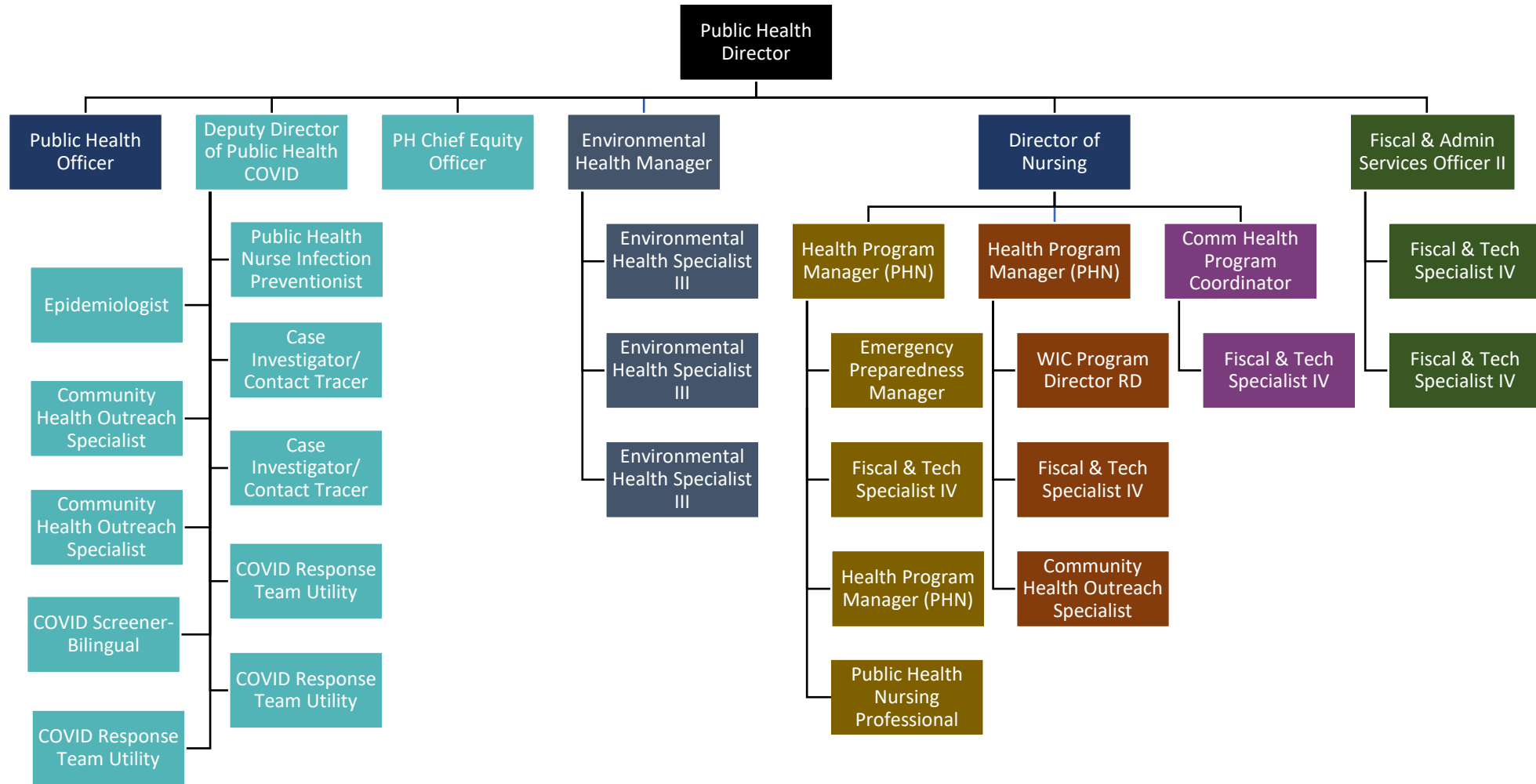
### FY2022-23 Objectives

- Increase the number of Public Health encounters in unincorporated Mono County;
- Increase the number of staff training for all departments under Public Health;
- Improve our clinical protocols and supervision through the addition of a Director of Nursing
- Increase the vaccination rate for all vaccine-preventable diseases for all age groups in Mono County



# PUBLIC HEALTH

## Departmental Organizational Chart



Public Health

PH 130-41-860 (Public Health )

Revenues Total	Account Name	FY2020-21	FY2021-22	FY2021-22	FY2022-23	FY2022-23	
		Adopted Budget	FY2020-21 Actual	Adopted Budget	08/18/22 Actual	Requested Budget	Recommended Budget
130-41-860-12120	Food Permits	\$0	\$162	\$0	\$0	\$0	\$0
130-41-860-12130	Pool Permits	\$0	\$243	\$0	\$0	\$0	\$0
130-41-860-12140	Underground Tank Permits	\$0	\$0	\$0	\$0	\$0	\$0
130-41-860-12150	Small Water System Permits	\$0	(\$178)	\$0	\$0	\$0	\$0
130-41-860-12180	Landfill Permits	\$0	\$0	\$0	\$0	\$0	\$0
130-41-860-13020	Car Seat Safety -Vc27360	\$250	\$212	\$250	\$545	\$250	\$250
130-41-860-13080	Aids Edu -H&S 11377C	\$250	\$337	\$250	\$359	\$250	\$250
130-41-860-14010	Interest Income	\$7,000	\$15,453	\$7,000	\$13,212	\$5,000	\$5,000
130-41-860-15080	St: Public Health Grants	\$0	\$0	\$0	\$0	\$0	\$0
130-41-860-15121	St: Lea Grant	\$0	\$0	\$0	\$0	\$0	\$0
130-41-860-15151	St: Maternal Child Health	\$113,027	\$29,860	\$112,779	\$79,049	\$113,325	\$113,325
130-41-860-15152	St: Infectious Disease Prevention & Control	\$0	\$108,342	\$0	\$0	\$0	\$0
130-41-860-15171	St: Chdp Gran	\$7,000	\$2,178	\$7,000	\$3,176	\$3,936	\$3,936
130-41-860-15180	St: Hiv Testing Grant	\$0	\$0	\$0	\$0	\$0	\$0
130-41-860-15190	St: Hiv Surveillance	\$3,000	\$2,374	\$3,000	\$1,224	\$3,000	\$3,000
130-41-860-15201	St: Ryan White Hiv Grant	\$44,500	\$4,126	\$0	\$0	\$0	\$0
130-41-860-15202	St: Misc State Grants	\$96,000	\$144,000	\$78,000	\$108,000	\$0	\$0
130-41-860-15203	St: Medi-Cal Administrative Activities (MAA)	\$0	\$0	\$0	\$0	\$0	\$0
130-41-860-15204	CMSP Grant - County Wellness & Prevention	\$0	\$9,500	\$0	\$0	\$0	\$0
130-41-860-15205	St: Rural CUPA Support Grant (RCSG)	\$0	\$0	\$0	\$0	\$0	\$0
130-41-860-15206	St: Local Oral Health Prog Grant (LOHP) Prop 56	\$141,055	\$18,547	\$141,055	\$78,490	\$141,055	\$141,055
130-41-860-15207	St: CMSP CERG	\$0	\$100,000	\$50,000	\$0	\$0	\$0
130-41-860-15240	St: Subvention Fund	\$0	\$0	\$0	\$0	\$0	\$0
130-41-860-15260	St: Foster Care	\$12,000	\$1,509	\$12,000	\$3,750	\$19,990	\$19,990
130-41-860-15270	St: Mtp	\$10,906	\$0	\$8,409	\$0	\$5,817	\$5,817
130-41-860-15351	St: Cviis Grant	\$0	\$0	\$0	\$0	\$0	\$0
130-41-860-15352	St: Immunization Grant	\$34,075	\$3,743	\$599,566	\$73,771	\$528,923	\$528,923
130-41-860-15353	St: WeVax	\$0	\$0	\$0	\$350,000	\$0	\$0
130-41-860-15437	Realignment Backfill Support	\$0	\$119,800	\$0	\$0	\$0	\$0
130-41-860-15441	St: Realignment-Pubhealth	\$1,294,800	\$1,420,534	\$1,460,615	\$1,675,485	\$1,454,067	\$1,454,067
130-41-860-15553	Federal CARES Act	\$0	\$874,521	\$1,227,645	\$946,642	\$1,817,798	\$1,817,798
130-41-860-15571	Fed: Wic-Women Infant & Child	\$275,726	\$213,621	\$283,222	\$120,145	\$321,383	\$321,383
130-41-860-16240	Labor Reimbursement	\$0	\$0	\$0	\$0	\$0	\$0
130-41-860-16300	Social Services Ccs Fees	\$0	\$0	\$0	\$0	\$0	\$0
130-41-860-16380	Administrative-Ccs	\$237,892	\$178,067	\$154,934	(\$568,434)	\$239,103	\$239,103
130-41-860-16501	Adult Immunizations	\$17,000	\$4,913	\$3,500	\$3,700	\$2,500	\$2,500
130-41-860-16601	Misc Clinical Services	\$400	\$5	\$0	\$0	\$0	\$0
130-41-860-16650	Medical Mj Id Card Application	\$300	\$0	\$0	\$250	\$0	\$0
130-41-860-17010	Miscellaneous Revenue	\$0	\$586	\$0	\$0	\$0	\$0
130-41-860-17020	Prior Year Revenue	\$100,000	\$0	\$0	\$0	\$0	\$0
130-41-860-17555	Private Org Grants	\$108,342	\$0	\$108,342	\$0	\$0	\$0
130-41-860-18020	Sale Of Surplus Supplies/Equip	\$0	\$0	\$0	\$0	\$0	\$0
130-41-860-18100	Operating Transfers In	\$27,670	\$24,170	\$19,452	\$13,494	\$135,024	\$135,024
	<b>Revenues Total</b>	<b>\$2,531,193</b>	<b>\$3,276,624</b>	<b>\$4,277,019</b>	<b>\$2,902,857</b>	<b>\$4,791,421</b>	<b>\$4,791,421</b>
130-41-860-21100	Salary And Wages	(\$857,621)	(\$960,433)	(\$1,496,117)	(\$1,426,594)	(\$1,896,226)	(\$1,896,226)
130-41-860-21120	Overtime	(\$500)	(\$31,963)	(\$25,000)	(\$31,840)	(\$15,000)	(\$15,000)
130-41-860-21130	Auto Allowance	\$0	\$0	\$0	\$0	\$0	\$0
130-41-860-22100	Employee Benefits	(\$59,794)	(\$102,152)	(\$165,847)	(\$159,415)	(\$65,612)	(\$65,612)
130-41-860-22110	Employee Benefits - Health (Medical-Dental-Vision)	(\$139,575)	(\$111,276)	(\$193,534)	(\$230,289)	(\$358,512)	(\$358,512)
130-41-860-22120	Employee Benefits - PERS (ER Portion)	(\$283,733)	(\$247,157)	(\$420,540)	(\$413,006)	(\$531,878)	(\$531,878)
130-41-860-30120	Uniform Allowance	\$0	\$0	\$0	\$0	\$0	\$0
130-41-860-30280	Telephone/Communications	(\$13,404)	(\$14,421)	(\$23,124)	(\$26,237)	(\$35,204)	(\$35,204)
130-41-860-30500	Workers' Comp Ins Expense	(\$117,747)	(\$117,747)	(\$113,845)	(\$113,845)	(\$135,327)	(\$135,327)
130-41-860-30510	Liability Insurance Expense	(\$10,075)	(\$10,075)	(\$10,075)	(\$12,670)	(\$25,227)	(\$25,227)
130-41-860-31200	Equip Maintenance & Repair	\$0	(\$1,314)	(\$1,000)	\$0	\$0	\$0
130-41-860-31530	Medical/Dental & Lab Supplies	(\$20,000)	(\$9,289)	(\$48,000)	(\$34,537)	(\$5,502)	(\$5,502)
130-41-860-31700	Membership Fees	(\$10,000)	(\$6,960)	(\$10,000)	(\$11,197)	(\$11,490)	(\$11,490)
130-41-860-32000	Office Expense	(\$14,250)	(\$6,599)	(\$20,000)	(\$18,035)	(\$40,044)	(\$40,044)
130-41-860-32010	TECHNOLOGY EXPENSES	(\$13,848)	(\$31,750)	(\$43,779)	(\$45,616)	(\$62,561)	(\$62,561)
130-41-860-32020	Technology Expense-Software Licenses	(\$7,275)	(\$5,965)	(\$7,400)	(\$5,238)	(\$12,675)	(\$12,675)
130-41-860-32030	Copier Pool	\$0	\$0	\$0	\$0	(\$4,000)	(\$4,000)
130-41-860-32450	Contract Services	(\$50,000)	(\$66,747)	(\$60,000)	(\$42,706)	(\$18,000)	(\$18,000)
130-41-860-32500	Professional & Specialized Ser	(\$2,500)	(\$711)	(\$97,500)	(\$1,672)	(\$1,788)	(\$1,788)
130-41-860-32510	Css Treatment Ser	(\$2,000)	(\$1,808)	(\$2,112)	(\$1,078)	(\$2,112)	(\$2,112)
130-41-860-32950	Rents & Leases - Real Property	(\$185,894)	(\$10,176)	(\$185,313)	(\$6,648)	(\$9,960)	(\$9,960)
130-41-860-33120	Special Department Expense	(\$5,000)	(\$29,404)	(\$95,000)	(\$323,918)	(\$207,871)	(\$207,871)
130-41-860-33350	Travel & Training Expense	(\$15,000)	(\$22,029)	(\$14,400)	(\$13,734)	(\$126,605)	(\$126,605)



Public Health

130-41-860-33351	Vehicle Fuel Costs	(\$5,000)	(\$646)	(\$15,000)	(\$1,858)	(\$1,594)	(\$1,594)
130-41-860-33360	Motor Pool Expense	(\$5,000)	(\$1,558)	(\$5,000)	(\$4,809)	(\$20,464)	(\$20,464)
130-41-860-33600	Utilities	\$0	\$0	\$0	\$0	\$0	\$0
130-41-860-33602	Civic Center Utilities	\$0	(\$9,471)	\$0	(\$10,541)	(\$10,480)	(\$10,480)
130-41-860-53030	Capital Equipment, \$5,000+	\$0	(\$23,187)	(\$115,000)	\$0	\$0	\$0
130-41-860-60100	Operating Transfers Out	(\$793,614)	(\$752,786)	(\$832,884)	(\$269,835)	(\$647,715)	(\$647,715)
130-41-860-60110	Civic Center Rent	\$0	\$0	\$0	\$0	(\$168,834)	(\$168,834)
130-41-860-72960	A-87 Indirect Costs	(\$295,688)	(\$295,688)	(\$310,472)	(\$410,813)	(\$413,964)	(\$413,964)
<b>Expenses Total</b>		<b>(\$2,907,518)</b>	<b>(\$2,871,313)</b>	<b>(\$4,313,537)</b>	<b>(\$3,616,129)</b>	<b>(\$4,828,645)</b>	<b>(\$4,828,645)</b>

<b>Use of Fund Balance</b>	<b>(\$376,325)</b>	<b>\$405,311</b>	<b>(\$36,518)</b>	<b>(\$713,272)</b>	<b>(\$37,224)</b>	<b>(\$37,224)</b>
----------------------------	--------------------	------------------	-------------------	--------------------	-------------------	-------------------

PH 131-41-847 (Public Health Education)

Revenues Total	Account Name	FY2020-21	FY2020-21	FY2021-22	FY2021-22	FY2022-23	FY2022-23
		Adopted Budget	Actual	Adopted Budget	08/18/22 Actual	Requested Budget	Recommended Budget
131-41-847-13080	Aids Edu -H&S 11377C	\$0	\$0	\$0	\$0	\$0	\$0
131-41-847-14010	Interest Income	\$0	(\$5,415)	\$0	(\$4,925)	\$0	\$0
131-41-847-18100	Operating Transfers In	\$335,201	\$310,012	\$313,829	\$0	\$326,022	\$326,022
<b>Revenues Total</b>		<b>\$335,201</b>	<b>\$304,598</b>	<b>\$313,829</b>	<b>(\$4,925)</b>	<b>\$326,022</b>	<b>\$326,022</b>

131-41-847-21100	Salary And Wages	(\$162,633)	(\$90,423)	(\$108,243)	(\$73,877)	(\$120,520)	(\$120,520)
131-41-847-21120	Overtime	\$0	(\$951)	(\$500)	\$0	\$0	\$0
131-41-847-22100	Employee Benefits	(\$23,999)	(\$10,437)	(\$12,983)	(\$9,561)	(\$5,744)	(\$5,744)
131-41-847-22110	Employee Benefits - Health (Medical-Dental-Vision)	(\$22,339)	(\$7,150)	(\$17,804)	(\$5,222)	(\$21,407)	(\$21,407)
131-41-847-22120	Employee Benefits - PERS (ER Portion)	(\$29,802)	(\$25,490)	(\$30,156)	(\$20,496)	(\$34,871)	(\$34,871)
131-41-847-30280	Telephone/Communications	(\$1,660)	(\$2,310)	(\$1,841)	(\$2,092)	(\$3,823)	(\$3,823)
131-41-847-30500	Workers' Comp Ins Expense	(\$1,248)	(\$1,248)	(\$1,368)	(\$1,368)	(\$2,617)	(\$2,617)
131-41-847-30510	Liability Insurance Expense	(\$623)	(\$623)	(\$610)	(\$610)	(\$1,060)	(\$1,060)
131-41-847-31700	Membership Fees	(\$560)	(\$658)	(\$500)	(\$2,350)	(\$305)	(\$305)
131-41-847-32000	Office Expense	(\$1,000)	(\$1,319)	(\$7,800)	(\$893)	(\$450)	(\$450)
131-41-847-32010	TECHNOLOGY EXPENSES	(\$2,175)	(\$1,293)	(\$1,276)	(\$3,034)	(\$3,318)	(\$3,318)
131-41-847-32020	Technology Expense-Software Licenses	(\$600)	(\$793)	(\$1,425)	(\$371)	\$0	\$0
131-41-847-32360	Consulting Services	\$0	\$0	\$0	\$0	\$0	\$0
131-41-847-32450	Contract Services	(\$17,165)	(\$6,400)	(\$16,000)	(\$19,050)	(\$28,669)	(\$28,669)
131-41-847-32800	Publications & Legal Notices	\$0	\$0	(\$218)	\$0	\$0	\$0
131-41-847-32950	Rents & Leases - Real Property	(\$14,008)	(\$928)	(\$15,048)	\$0	\$0	\$0
131-41-847-33100	Education & Training	\$0	(\$56)	\$0	\$0	\$0	\$0
131-41-847-33101	Educational Materials	(\$900)	(\$3,725)	(\$5,000)	(\$11,508)	\$0	\$0
131-41-847-33102	Promotions	(\$1,650)	(\$756)	(\$5,500)	(\$1,221)	\$0	\$0
131-41-847-33120	Special Department Expense	(\$43,606)	(\$63,189)	(\$76,000)	(\$121,624)	(\$41,289)	(\$41,289)
131-41-847-33350	Travel & Training Expense	(\$732)	(\$924)	(\$1,000)	(\$5,494)	(\$14,917)	(\$14,917)
131-41-847-33351	Vehicle Fuel Costs	(\$200)	(\$226)	(\$500)	(\$368)	\$0	\$0
131-41-847-33360	Motor Pool Expense	(\$1,200)	(\$495)	(\$500)	(\$574)	\$0	\$0
131-41-847-33602	Civic Center Utilities	\$0	(\$786)	\$0	(\$885)	(\$879)	(\$879)
131-41-847-53030	Capital Equipment, \$5,000+	\$0	\$0	\$0	\$0	\$0	\$0
131-41-847-60100	Operating Transfers Out	\$0	(\$14,051)	\$0	(\$14,174)	(\$22,432)	(\$22,432)
131-41-847-60110	Civic Center Rent	\$0	\$0	\$0	\$0	(\$14,168)	(\$14,168)
131-41-847-70500	Credit Card Clearing Account	\$0	\$0	\$0	\$0	\$0	\$0
131-41-847-72960	A-87 Indirect Costs	(\$9,101)	(\$9,099)	(\$9,556)	\$3,310	(\$9,554)	(\$9,554)
<b>Expenses Total</b>		<b>(\$335,201)</b>	<b>(\$243,331)</b>	<b>(\$313,828)</b>	<b>(\$291,463)</b>	<b>(\$326,022)</b>	<b>(\$326,022)</b>
<b>Use of Fund Balance</b>		<b>\$0</b>	<b>\$61,267</b>	<b>\$1</b>	<b>(\$296,389)</b>	<b>(\$0)</b>	<b>(\$0)</b>

PH 133-41-860 (Bio-Terrorism)

Revenues Total	Account Name	FY2020-21	FY2020-21	FY2021-22	FY2021-22	FY2022-23	FY2022-23
		Adopted Budget	Actual	Adopted Budget	08/18/22 Actual	Requested Budget	Recommended Budget
133-41-860-14010	Interest Income	\$0	(\$1,672)	\$0	(\$2,348)	\$485	\$485
133-41-860-15551	FED: PANDEMIC FLU	\$60,443	\$28,087	\$60,443	\$20,632	\$60,438	\$60,438
133-41-860-15660	Fed: BT - HPP Hospital Preparedness Program	\$121,661	\$223,506	\$121,661	\$109,271	\$121,619	\$121,619
133-41-860-15661	Fed: BT - PHEP PH Emergency Preparedness	\$116,817	\$64,219	\$116,817	\$73,226	\$116,701	\$116,701
133-41-860-18100	Operating Transfers In	\$46,746	\$41,538	\$46,121	\$0	\$50,497	\$50,497
<b>Revenues Total</b>		<b>\$345,667</b>	<b>\$355,677</b>	<b>\$345,042</b>	<b>\$200,781</b>	<b>\$349,740</b>	<b>\$349,740</b>

133-41-860-21100	Salary And Wages	(\$157,396)	(\$258,142)	(\$138,812)	(\$72,430)	(\$122,553)	(\$122,553)
133-41-860-21120	Overtime	\$0	(\$17,802)	(\$15,000)	(\$228)	(\$4,915)	(\$4,915)
133-41-860-22100	Employee Benefits	(\$58,474)	(\$36,086)	(\$13,480)	(\$9,343)	(\$7,007)	(\$7,007)
133-41-860-22110	Employee Benefits - Health (Medical-Dental-Vision)	(\$9,985)	(\$26,590)	(\$18,371)	(\$15,733)	(\$30,538)	(\$30,538)
133-41-860-22120	Employee Benefits - PERS (ER Portion)	(\$22,461)	(\$51,142)	(\$30,812)	(\$24,848)	(\$35,297)	(\$35,297)
133-41-860-30120	Uniform Allowance	\$0	\$0	\$0	\$0	\$0	\$0
133-41-860-30280	Telephone/Communications	(\$14,936)	(\$14,188)	(\$14,883)	(\$6,899)	(\$15,876)	(\$15,876)

Public Health

133-41-860-30500	Workers' Comp Ins Expense	(\$1,436)	(\$1,435)	(\$1,368)	(\$1,368)	(\$1,309)	(\$1,309)
133-41-860-30510	Liability Insurance Expense	(\$623)	(\$623)	(\$610)	(\$610)	(\$530)	(\$530)
133-41-860-31200	Equip Maintenance & Repair	\$0	\$0	\$0	\$0	\$0	\$0
133-41-860-31530	Medical/Dental & Lab Supplies	(\$9,974)	(\$4,478)	(\$9,974)	\$0	\$0	\$0
133-41-860-32000	Office Expense	(\$3,507)	(\$137)	(\$3,607)	(\$1,116)	\$0	\$0
133-41-860-32010	TECHNOLOGY EXPENSES	(\$1,800)	(\$945)	(\$2,072)	\$0	(\$1,818)	(\$1,818)
133-41-860-32020	Technology Expense-Software Licenses	(\$700)	(\$404)	(\$700)	(\$267)	\$0	\$0
133-41-860-32450	Contract Services	\$0	\$0	\$0	\$0	(\$939)	(\$939)
133-41-860-32950	Rents & Leases - Real Property	(\$16,199)	(\$1,661)	(\$16,745)	(\$2,310)	(\$2,520)	(\$2,520)
133-41-860-33120	Special Department Expense	(\$2,612)	(\$29,531)	(\$31,871)	(\$47,883)	(\$36,500)	(\$36,500)
133-41-860-33350	Travel & Training Expense	(\$8,684)	(\$1,608)	(\$7,404)	(\$4,489)	(\$16,040)	(\$16,040)
133-41-860-33351	Vehicle Fuel Costs	(\$100)	\$0	(\$500)	\$0	\$0	\$0
133-41-860-33360	Motor Pool Expense	(\$750)	\$0	(\$1,000)	\$0	\$0	\$0
133-41-860-33602	Civic Center Utilities	\$0	(\$875)	\$0	(\$984)	(\$979)	(\$979)
133-41-860-53030	Capital Equipment, \$5,000+	\$0	(\$30,024)	\$0	\$0	\$0	\$0
133-41-860-60100	Operating Transfers Out	\$0	(\$15,634)	\$0	(\$15,761)	(\$19,321)	(\$19,321)
133-41-860-60110	Civic Center Rent	\$0	\$0	\$0	\$0	(\$15,766)	(\$15,766)
133-41-860-72960	A-87 Indirect Costs	(\$36,030)	(\$36,030)	(\$37,832)	(\$18,959)	(\$37,832)	(\$37,832)
	<b>Expenses Total</b>	<b>(\$345,667)</b>	<b>(\$527,334)</b>	<b>(\$345,041)</b>	<b>(\$223,227)</b>	<b>(\$349,740)</b>	<b>(\$349,740)</b>

**Use of Fund Balance**      \$0    (\$171,656)      \$1    (\$22,447)      \$0      \$0

**PH 135-41-847 (Prop 99 Public Health Education)**

Revenues Total	Account Name	FY2020-21	FY2020-21	FY2021-22	FY2021-22	FY2022-23	FY2022-23
		Adopted Budget	Actual	Adopted Budget	Actual	Requested Budget	Recommended Budget
135-41-847-14010	Interest Income	\$0	\$2,202	\$0	\$3,468	\$0	\$0
135-41-847-15250	St: Health Ed-Tobacco	\$150,000	\$112,500	\$150,000	\$187,500	\$150,000	\$150,000
	<b>Revenues Total</b>	<b>\$150,000</b>	<b>\$114,702</b>	<b>\$150,000</b>	<b>\$190,968</b>	<b>\$150,000</b>	<b>\$150,000</b>

135-41-847-60100	Operating Transfers Out	(\$150,000)	(\$66,716)	(\$150,000)	\$0	(\$150,000)	(\$150,000)
	<b>Expenses Total</b>	<b>(\$150,000)</b>	<b>(\$66,716)</b>	<b>(\$150,000)</b>	<b>\$0</b>	<b>(\$150,000)</b>	<b>(\$150,000)</b>

**Use of Fund Balance**      \$0    \$47,985      \$0    \$190,968      \$0      \$0

**PH 136-41-847 (Prop 56 Health Education)**

Revenues Total	Account Name	FY2020-21	FY2020-21	FY2021-22	FY2021-22	FY2022-23	FY2022-23
		Adopted Budget	Actual	Adopted Budget	Actual	Requested Budget	Recommended Budget
136-41-847-14010	Interest Income	\$0	\$2,062	\$0	\$1,223	\$0	\$0
136-41-847-15250	St: Health Ed-Tobacco	\$155,085	\$106,812	\$150,000	\$187,500	\$150,000	\$150,000
	<b>Revenues Total</b>	<b>\$155,085</b>	<b>\$108,874</b>	<b>\$150,000</b>	<b>\$188,723</b>	<b>\$150,000</b>	<b>\$150,000</b>

136-41-847-60100	Operating Transfers Out	(\$155,085)	(\$243,296)	(\$150,000)	\$0	(\$150,000)	(\$150,000)
	<b>Expenses Total</b>	<b>(\$155,085)</b>	<b>(\$243,296)</b>	<b>(\$150,000)</b>	<b>\$0</b>	<b>(\$150,000)</b>	<b>(\$150,000)</b>

**Use of Fund Balance**      \$0    (\$134,422)      \$0    \$188,723      \$0      \$0

**PH 137-41-862 (Environmental Health)**

Revenues Total	Account Name	FY2020-21	FY2020-21	FY2021-22	FY2021-22	FY2022-23	FY2022-23
		Adopted Budget	Actual	Adopted Budget	Actual	Requested Budget	Recommended Budget
137-41-862-12020	Business License Fees	\$1,840	\$1,624	\$1,500	\$1,785	\$1,500	\$1,500
137-41-862-12070	Camp Permits	\$1,944	\$1,458	\$1,944	\$1,944	\$1,944	\$1,944
137-41-862-12100	Septic Permits	\$17,895	\$21,732	\$17,895	\$21,769	\$9,989	\$9,989
137-41-862-12112	Well Permits	\$13,001	\$8,428	\$10,795	\$15,835	\$10,500	\$10,500
137-41-862-12115	Misc Permits	\$203	\$162	\$189	\$912	\$876	\$876
137-41-862-12120	Food Permits	\$75,000	\$70,871	\$70,000	\$79,121	\$75,572	\$75,572
137-41-862-12130	Pool Permits	\$54,970	\$56,667	\$54,348	\$36,780	\$53,390	\$53,390
137-41-862-12140	Underground Tank Permits	\$55,000	\$57,885	\$55,000	\$73,387	\$62,407	\$62,407
137-41-862-12150	Small Water System Permits	\$45,000	\$42,864	\$43,000	\$39,123	\$41,229	\$41,229
137-41-862-12180	Landfill Permits	\$12,150	\$12,150	\$12,150	\$11,664	\$12,150	\$12,150
137-41-862-14010	Interest Income	\$0	(\$1,968)	\$0	(\$4,212)	\$0	\$0
137-41-862-15121	St: Lea Grant	\$16,500	\$16,500	\$16,500	\$16,468	\$16,500	\$16,500
137-41-862-16605	Solid Waste Service Fees	\$49,300	\$51,549	\$47,693	\$30,454	\$45,000	\$45,000
137-41-862-17010	Miscellaneous Revenue	\$0	\$0	\$0	\$0	\$0	\$0
137-41-862-18100	Operating Transfers In	\$716,752	\$541,924	\$763,360	\$0	\$668,127	\$668,127
	<b>Revenues Total</b>	<b>\$1,059,555</b>	<b>\$881,845</b>	<b>\$1,094,374</b>	<b>\$325,030</b>	<b>\$999,184</b>	<b>\$999,184</b>

137-41-862-21100	Salary And Wages	(\$414,144)	(\$410,318)	(\$464,142)	(\$393,394)	(\$366,272)	(\$366,272)
137-41-862-22100	Employee Benefits	(\$48,177)	(\$58,226)	(\$56,671)	(\$51,103)	(\$21,521)	(\$21,521)
137-41-862-22110	Employee Benefits - Health (Medical-Dental-Vision)	(\$79,386)	(\$75,256)	(\$83,929)	(\$65,557)	(\$65,619)	(\$65,619)

Public Health

137-41-862-22120	Employee Benefits - PERS (ER Portion)	(\$116,723)	(\$120,706)	(\$121,895)	(\$110,911)	(\$105,246)	(\$105,246)
137-41-862-30120	Uniform Allowance	\$0	\$0	\$0	\$0	\$0	\$0
137-41-862-30280	Telephone/Communications	(\$7,040)	(\$5,719)	(\$5,892)	(\$5,024)	(\$4,612)	(\$4,612)
137-41-862-30500	Workers' Comp Ins Expense	(\$39,249)	(\$39,249)	(\$37,949)	(\$37,948)	(\$30,719)	(\$30,719)
137-41-862-30510	Liability Insurance Expense	(\$3,359)	(\$3,359)	(\$4,223)	(\$4,223)	(\$5,726)	(\$5,726)
137-41-862-31200	Equip Maintenance & Repair	\$0	\$0	\$0	(\$147)	\$0	\$0
137-41-862-31530	Medical/Dental & Lab Supplies	(\$500)	\$0	(\$500)	\$0	(\$500)	(\$500)
137-41-862-31700	Membership Fees	(\$5,000)	(\$1,442)	(\$600)	(\$1,642)	(\$1,665)	(\$1,665)
137-41-862-32000	Office Expense	(\$3,750)	(\$2,690)	(\$3,700)	(\$4,104)	(\$2,920)	(\$2,920)
137-41-862-32010	TECHNOLOGY EXPENSES	(\$6,372)	(\$5,002)	(\$9,810)	(\$7,255)	(\$9,698)	(\$9,698)
137-41-862-32020	Technology Expense-Software Licenses	(\$17,725)	(\$17,725)	(\$18,000)	(\$18,789)	(\$19,729)	(\$19,729)
137-41-862-32030	Copier Pool	\$0	\$0	\$0	\$0	(\$1,080)	(\$1,080)
137-41-862-32450	Contract Services	(\$138,600)	(\$103,244)	(\$110,500)	(\$85,267)	(\$110,750)	(\$110,750)
137-41-862-32500	Professional & Specialized Ser	(\$100)	\$0	(\$100)	\$0	\$0	\$0
137-41-862-32800	Publications & Legal Notices	\$0	(\$82)	\$0	\$0	(\$100)	(\$100)
137-41-862-32860	Rents & Leases - Other	\$0	\$0	\$0	\$0	\$0	\$0
137-41-862-32950	Rents & Leases - Real Property	(\$58,468)	(\$2,002)	(\$58,322)	(\$2,000)	(\$2,000)	(\$2,000)
137-41-862-33010	Small Tools & Instruments	(\$100)	\$0	(\$100)	\$0	\$0	\$0
137-41-862-33120	Special Department Expense	(\$300)	(\$305)	(\$300)	(\$1,080)	(\$500)	(\$500)
137-41-862-33350	Travel & Training Expense	(\$5,000)	(\$350)	(\$1,850)	(\$1,048)	(\$2,269)	(\$2,269)
137-41-862-33351	Vehicle Fuel Costs	(\$2,000)	(\$3,654)	(\$2,400)	(\$4,316)	(\$4,000)	(\$4,000)
137-41-862-33360	Motor Pool Expense	(\$15,000)	(\$10,870)	(\$10,000)	(\$12,859)	(\$12,000)	(\$12,000)
137-41-862-33600	Utilities	\$0	\$0	\$0	\$0	\$0	\$0
137-41-862-33602	Civic Center Utilities	\$0	(\$3,045)	\$0	(\$3,311)	(\$3,292)	(\$3,292)
137-41-862-53030	Capital Equipment, \$5,000+	\$0	\$0	\$0	\$0	\$0	\$0
137-41-862-60100	Operating Transfers Out	\$0	(\$54,428)	\$0	(\$53,022)	(\$67,271)	(\$67,271)
137-41-862-60110	Civic Center Rent	\$0	\$0	\$0	\$0	(\$53,030)	(\$53,030)
137-41-862-72960	A-87 Indirect Costs	(\$98,562)	(\$98,563)	(\$103,490)	(\$137,783)	(\$108,665)	(\$108,665)
	<b>Expenses Total</b>	<b>(\$1,059,555)</b>	<b>(\$1,016,235)</b>	<b>(\$1,094,373)</b>	<b>(\$1,000,783)</b>	<b>(\$999,184)</b>	<b>(\$999,184)</b>
	<b>Use of Fund Balance</b>	\$0	(\$134,390)	\$1	(\$675,753)	\$0	\$0

# PUBLIC WORKS

**Paul Roten**  
**Public Works Director**

The Department of Public Works develops and maintains the County’s physical infrastructure that supports the transportation, recreation, waste management, and public service needs of the County’s residents and visitors, is to plan and direct the day-to-day operation of County government, while ensuring that federal, state, and local laws and Board policies and directives are executed in an effective, efficient, and accountable manner.

BUDGET AT A GLANCE	
Total Expenditures	(\$25,360,236)
Jail Expenditures	(\$30,937,152)
Total Grant/Earned/ Govt Revenues	\$16,808,885
Jail Revenues	\$25,000,000
Total Use of Fund Balance	\$10,607,222
Total General Fund Contribution	(\$3,881,281)
Total Staff	59
% funded by General Fund	15%

## DEPARTMENT SERVICES OVERVIEW

The Department of Public Works oversees the County’s 684 miles of roads, 95 structures (including 4 office buildings, 5 road shops, 7 community centers, 17 parks, ballfields and skateparks, 7 solid waste facilities, and several other public facilities). The mission is challenging due to the great physical distances between many of the County’s communities and the lack of funding to redevelop aging infrastructure. The County’s isolated location creates difficulties with obtaining services and staff, while creating the landscapes that draw tourists to our region.

### CHALLENGES, ISSUES & OPPORTUNITIES

Motor Pool has operated at a loss, owning vehicles operated by all Mono County government, charging fees that were only adequate to cover some overhead and maintenance while failing to support a vehicle replacement strategy. We are currently working to convert this program to one that is more sustainable. More than half of the heavy equipment in the fleet has either outlived its useful life or must be replaced to meet California Air Resources Board (CARB) on and off-road diesel regulations. The passenger and emergency vehicle fleet has a similar challenge. Some vehicles have exceeded their useful mileage, while others have exceeded their useful age. Our efforts will develop a replacement fund for each vehicle during its use so that when they need to be replaced, we have the funding to do so. The Roads and Solid Waste Divisions as well as other Departments across the whole of Mono County will be impacted by the shift in motor pool charges. However, this will allow Public Works to account for true costs in the right budget units and take corrective action.

Deferred maintenance backlog and the lack of an appropriate replacement program for the aging heavy equipment fleet is the primary challenge Roads Division faces with executing their primary tasks of maintaining and removing snow from county roads. Changes being made to the motor pool operating plan will positively impact the Roads Division in the scope of maintenance and equipment replacement but will necessitate operating lean in road maintenance materials purchases. Collaboration with the Engineering and Recreation Divisions, as well as with the Public Agencies, creates an opportunity to increase outside revenues into the Road Fund to help offset increased expenditures in motor pool charges.

Further challenges to the Roads Division are providing for the maintenance of 684 miles of paved and unpaved county roads due to the deferred maintenance backlog and the lack of an appropriate replacement program for the heavy equipment fleet.

Solid Waste has same issues with Benton Crossing will close the gates this year. All operational procedures across the county will change. With various environmental challenges, we expect the coming years to be more expensive than past years. These expenses will pass on to customers. Funding loss to the County may be

compounded when some of these customers find alternative methods to manage their solid waste.

Facilities has continued to operate over many years without increasing employees. There have been many seasoned employees retire recently. The County has increased its number of facilities, with a large increase in demand in South County at the Civic Center, over the demands of the leased facilities. There are more parks being maintained. Outside agencies have higher demands of maintenance at facilities such as our airports. With the increased demands and the more diverse activity across all parts of Mono County we have the opportunity to restructure the Facilities division and provide additional supervisory roles. The addition of the new jail will add to the challenges of both the facilities and engineering divisions.

The engineering division applies for and receives millions of dollars annually of grants and funding. Their work includes task from the new Civic Center, the new Jail, airports; to remodels at parks and existing buildings, and managing cemeteries. The engineering division also supports the building division in grading permits, flood management and County Surveyor tasks, and continues to be drawn into many projects from all departments across the county. Engineering develops and manages the road rehabilitation and restoration. The roads have been maintained at the highest possible level with the funding available. Recently the state implemented a gas tax that adds funding to be used support Pavement Management in Mono County. While this allows the engineering division to fix more roads earlier, and overall increase the pavement quality, it costs additional time and effort. There is continued increase in federal and state agency requirements for conformance to water quality, contract laws, and accounting. We also manage bridges, some of which are being derated due to age and condition. Currently this division does not have the employees to cover all these needs. We could address more opportunities with added staff, which would pay back in additional funding opportunities and better meeting all departmental needs.

For more information, call (760) 932-5440, or visit <https://monocounty.ca.gov/engineering>  
<https://monocounty.ca.gov/facilities> [https://monocounty.ca.gov/solid waste](https://monocounty.ca.gov/solid_waste)  
<https://monocounty.ca.gov/roads>

## REQUESTED BUDGET CHANGES FOR FY2022-23

- Provide funding within the Facilities Budget for specific small-scale maintenance and improvement projects
- Increase funding for necessary tools and equipment
- Create additional Supervisor allocation
- Make necessary investments in CARB compliance to account for recent staffing changes
- Provide funding where necessary for transition from Benton Crossing Landfill to a Long-Haul transfer system including equipment, infrastructure, site work and contract services for special handling waste items.
- Major contract service changes this fiscal year:
  - Green waste processing on hold
  - 3<sup>rd</sup> Party Solid Waste Legal Assistance no longer required
  - Satellite Transfer Station Operations under new contract pricing
  - Water Sampling and Laboratory Testing under new contract pricing
  - Landfill Surveying brought in-house
- Decrease outside revenue into Engineering, to allow for hiring additional outside services to provide additional staff time for consulting services
- Increase funding for tech equipment and software so engineers can maintain the highest level of performance
- Increase the funding for office equipment to replace the trash we are using now.

The below changes were made to the Public Works budget since the Board Budget workshop in May:

- Including the 12 vehicles from 21-22 in Motor Pool
- Including the 1 Heavy equipment from 21-22 in Motor Pool
- Including the change of Unleaded in Road fund to Motor pool

- ROAD REVENUE
  - reduction of reimbursable unleaded from users outside the county //-includes reimbursement for diesel from outside County (reduction of \$49,150 from Board workshop)
  - reduction of reimbursable unleaded from County Departments // includes reimbursement for diesel from County Departments // includes cost applied maintenance and labor (reduction of \$274,500 Board workshop)
  - Vehicles going to auction (increase of \$35,000 from Board workshop)
  - Reduce Road distribution from \$2,739,892 to \$2,271,483 based on HUTA estimate for Road Fund distributed May 2022
- ROAD EXPENSE
  - \$450,000 to purchase all diesel // \$71,500 for road unleaded costs (decrease of \$199,000)
  - \$80,000 for fuel system upgrade // \$85,000 for auction HE - Both to MP (increase of \$165,000 from BOS workshop)
- MOTOR POOL REVENUE
  - \$615,403 mileage charges // \$692,000 unleaded reimbursement from users within the county (increase of \$692,000)
  - Unleaded reimbursement from users outside the county (increase of \$95,000)
  - \$.14/gal fuel surcharge for fuel system upgrade (increase of \$24,610)
  - Sale of Equipment increase of \$195,000
- MOTOR POOL EXPENSE
  - Increase to include purchase of all unleaded (\$747,500)
  - includes full fuel system replacement charge (\$80,000)
- SOLID WASTE
  - Includes sale of 2 pieces of equipment and transfer of revenue to Motor Pool (\$30,000)
  - Increase Tipping fees as per Board 7/19/22 which will increase projected tipping fees from \$1,630,000 to \$2,300,500. Department requested budget was for \$603,000 due to closure of Benton landfill.
- STATE FED CCONSTRUCTION
  - Increase of State funds for Road projects from \$1,010,000 to \$2,197,476, updated RMRA estimate distributed May 2022.
- AIRPORTS
  - Move purchase of aviation fuel to expenditure for Land maintenance and repair. The replacement of fuel system is needed. Initial cost will be \$23k plus ~\$1,500/year for hosting and cellular services. This purchase will require GF support and will be visited at Mid-Year.

## ACCOMPLISHMENTS AND OBJECTIVES

### FY2021-22 Accomplishments

- Performed remodel of Social Services building for new Elections Office
- Implemented the County's Power Supply Continuity Plan
- Performed several large-scale maintenance projects due to exceptional freezing winter
- Advanced Civic Center improvements including soundproofing, snow rails and buildout of AV systems
- Performed drainage improvements in Paradise, Rock Creek Road
- Crack sealing throughout County
- June Lake Village Pedestrian Safety Project
- Implemented new process for submitting and tracking maintenance requests at the Road Shop
- Transitioned to a new organizational structure within the fleet/mechanics Division
- Continued to work on Pre-closure development of Benton Crossing Landfill including Final Closure Post Closure Maintenance Plan and Site Work

- Pre-development of Stormwater system for the Pumice Valley Landfill and required updates to the Preliminary Closure Post Closure Maintenance Plan and Financial Assurances
- Countywide Solid Waste RFB issued and obtained Board direction for future program
- Analyzed Solid Waste Fees in preparation for Board consideration
- Managed over two dozen service contracts for recycling of commodities, processing of special handling waste, monitoring of environmental conditions
- Aided in remediation and recovery of Mountain View Fire
- Coordinated with outside consultant outside surveyor to catch up on historic backlog
- Long Valley Streets Project Bid and negotiations continuing for start this fiscal year
- Completed new County Standards that had not been updated since 1982
- Developed Local Road Safety plans which include new online survey and online notification system
- Proceeded forward with Design Development Plans for a New Bridgeport Jail
- Developed more clear Pavement Management system process
- Developed and incorporated a traffic calming plan for June Lake Village that included a new lower 15 mph speed limit

#### **FY 022-24 Strategic Plan Objectives**

- Move toward construction of new jail and stay on target for completion in Fall of 2025
- Reevaluate Fleet, Motor Pool, Heavy equipment to be sustainable supporting strategic focus on Quality of Life and a reduction of carbon footprint and supporting public Safety aiding in Emergency operations and response times, and further improve fiscal resiliency
- Expand Engineering capacity to improve safety with Mono County Roads, Bridges and Airports
- Complete improvements to the Civic Center as noted on the strategic plan Focus diagram to increase access to services.
- Work with partners such as the Town of Mammoth Lakes to support improvements in quality of life in their affordable housing efforts

#### **FY2022-23 Objectives**

- Develop a new countywide solid waste transfer and disposal system and complete the gate closure of the Benton Crossing Landfill by January 2023. Note that continued efforts to remediate the Benton Crossing Landfill will continue through December of 2027
- Develop the Facilities department to include predictive analysis of potential failures on long lead items such as roofs and HVAC equipment to meet sustainable objectives in support of the County Workforce
- Complete small-scale maintenance and improvement projects as identified in Facilities Budget
- Implement grant-funded projects including Prop 68 and CSA projects to offset labor costs within Facilities Division
- Create a new system in Facilities to track and monitor work orders.
- Install solar and battery system at Memorial Hall
- Adjust organizational structure to account for recent shifts in staffing
- Continue to implement County-wide road improvement projects as funding opportunities present themselves.
- Implement and execute a centralized maintenance strategy for the County's fleet of pool vehicles and equipment
- Transition from Benton Crossing Landfill to a Long-Haul transfer system
- Prepare for closure construction at Benton Crossing Landfill
- Develop Pumice Valley for expanded use
- Using Pavement Management system, develop clear program for long-term maintenance of Mono County Roads
- Complete demolition of the existing Hospital at the New Bridgeport Jail Site
- Complete reconstruction of roads in Lakeridge Bluffs zone of Benefit
- Incorporate requested work into Community Services Districts

- Develop clear program for maintaining Zones of Benefits
- Incorporate SB1 funding into county road preservation projects
- Continue work toward rehabilitation of Eastside Lane and Benton Crossing Road
- Initiate Bridge replacement program

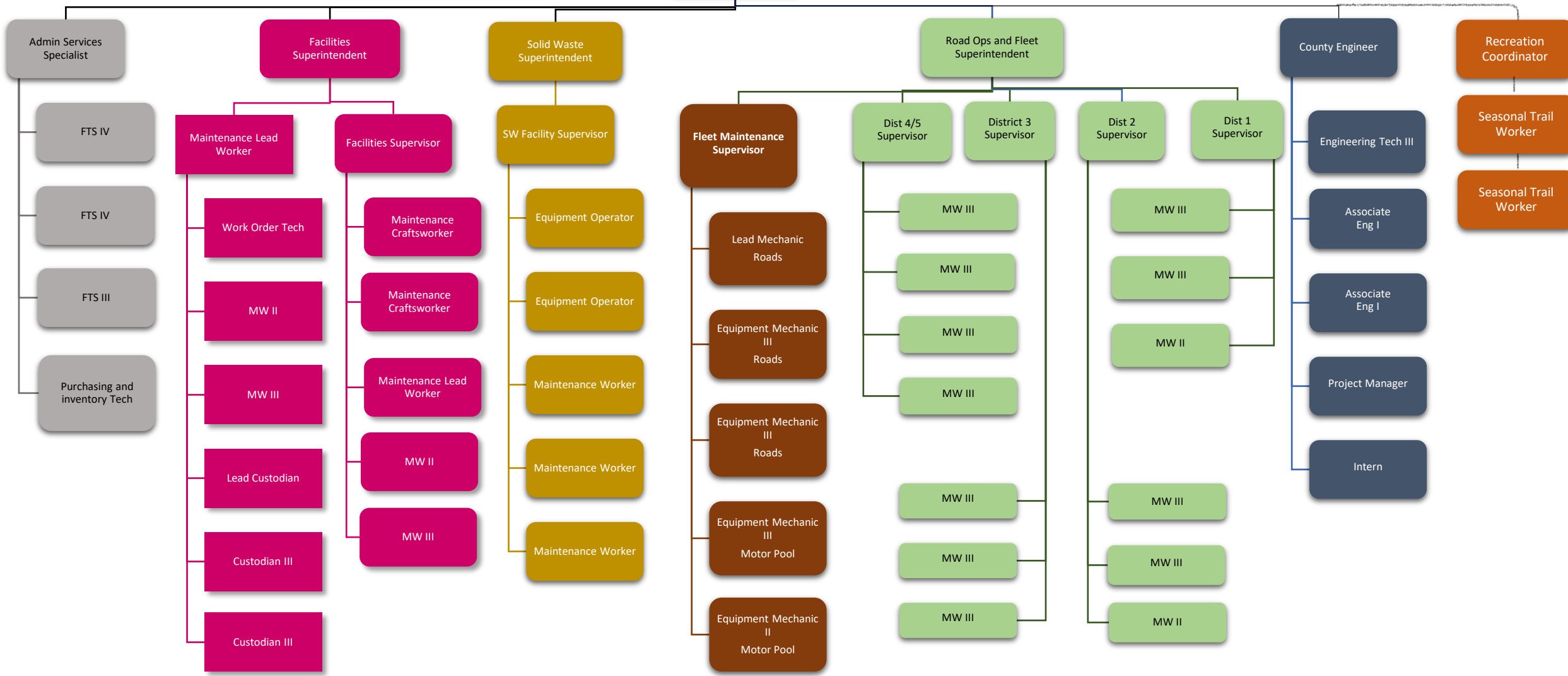




# PUBLIC WORKS

Departmental Organizational Chart

**Director of Public Works**



## DIVISIONS

- Admin Services
- Facilities
- Solid Waste
- Fleet Operations
- Road Operations
- Engineering
- Recreation

Public Works

PW 100-17-720 (Engineering)

Account Line Item	Account Name	FY2020-21		FY2021-22	FY2021-22	FY2022-23	FY2022-23
		Adopted Budget	FY2020-21 Actual	Adopted Budget	08/18/22 Actual	Requested Budget	Recommended Budget
100-17-720-16100	Engineering Services-Pw	\$5,000	\$7,060	\$11,000	\$5,856	\$10,000	\$10,000
100-17-720-16240	Labor Reimbursement	\$100,000	\$212,680	\$190,000	\$150,961	\$100,000	\$100,000
<b>Revenues Total</b>		<b>\$105,000</b>	<b>\$219,740</b>	<b>\$201,000</b>	<b>\$156,817</b>	<b>\$110,000</b>	<b>\$110,000</b>
100-17-720-21100	Salary And Wages	(\$475,408)	(\$441,599)	(\$579,484)	(\$494,745)	(\$550,834)	(\$550,834)
100-17-720-22100	Employee Benefits	(\$57,760)	(\$50,760)	(\$70,405)	(\$55,737)	(\$25,153)	(\$25,153)
100-17-720-22110	Employee Benefits - Health (Medical-Dental-Vision)	(\$78,750)	(\$69,961)	(\$93,571)	(\$85,649)	(\$104,572)	(\$104,572)
100-17-720-22120	Employee Benefits - PERS (ER Portion)	(\$124,284)	(\$115,011)	(\$157,142)	(\$150,358)	(\$159,486)	(\$159,486)
100-17-720-22125	PRST Contribution	\$0	\$0	\$0	\$0	(\$37,337)	(\$37,337)
100-17-720-30120	Uniform Allowance	\$0	\$0	\$0	\$0	\$0	\$0
100-17-720-30280	Telephone/Communications	(\$1,872)	(\$2,586)	(\$4,620)	(\$2,797)	(\$3,087)	(\$3,087)
100-17-720-30500	Workers' Comp Ins Expense	(\$9,551)	(\$9,551)	(\$10,738)	(\$10,738)	(\$15,844)	(\$15,844)
100-17-720-30510	Liability Insurance Expense	(\$4,226)	(\$4,226)	(\$4,789)	(\$4,789)	(\$4,335)	(\$4,335)
100-17-720-31200	Equip Maintenance & Repair	\$0	\$0	\$0	\$0	(\$2,000)	(\$2,000)
100-17-720-31400	Building/Land Maint & Repair	\$0	\$475	\$0	(\$534)	\$0	\$0
100-17-720-31700	Membership Fees	(\$2,000)	(\$1,120)	(\$1,500)	\$0	(\$1,500)	(\$1,500)
100-17-720-32000	Office Expense	(\$3,000)	(\$3,587)	(\$3,000)	(\$4,816)	(\$5,000)	(\$5,000)
100-17-720-32010	TECHNOLOGY EXPENSES	(\$6,419)	(\$6,419)	(\$9,395)	(\$9,395)	(\$11,084)	(\$11,084)
100-17-720-32020	Technology Expense-Software Licenses	(\$8,000)	(\$9,958)	(\$9,500)	(\$11,506)	(\$11,500)	(\$11,500)
100-17-720-32030	Copier Pool	\$0	\$0	\$0	\$0	(\$2,200)	(\$2,200)
100-17-720-32360	Consulting Services	\$0	\$0	\$0	\$0	(\$10,000)	(\$10,000)
100-17-720-32450	Contract Services	(\$20,000)	(\$47,248)	(\$65,000)	(\$15,497)	(\$5,000)	(\$5,000)
100-17-720-32500	Professional & Specialized Ser	\$0	(\$1,700)	\$0	\$0	(\$45,000)	(\$45,000)
100-17-720-32800	Publications & Legal Notices	\$0	(\$42)	\$0	(\$42)	(\$1,000)	(\$1,000)
100-17-720-32860	Rents & Leases - Other	\$0	\$0	\$0	\$0	\$0	\$0
100-17-720-32950	Rents & Leases - Real Property	(\$16,985)	(\$75)	(\$17,206)	\$0	\$0	\$0
100-17-720-33120	Special Department Expense	\$0	(\$3,041)	\$0	\$0	(\$2,500)	(\$2,500)
100-17-720-33350	Travel & Training Expense	(\$2,000)	(\$1,572)	(\$2,000)	(\$1,541)	(\$2,000)	(\$2,000)
100-17-720-33351	Vehicle Fuel Costs	(\$2,673)	(\$1,152)	(\$2,500)	(\$1,829)	(\$2,500)	(\$2,500)
100-17-720-33360	Motor Pool Expense	(\$12,000)	(\$3,212)	(\$4,332)	(\$6,453)	(\$7,096)	(\$7,096)
100-17-720-33600	Utilities	\$0	\$0	\$0	\$0	\$0	\$0
100-17-720-33601	Street Lighting	(\$40,000)	(\$38,074)	(\$40,000)	(\$24,890)	(\$30,000)	(\$30,000)
100-17-720-33602	Civic Center Utilities	\$0	(\$894)	\$0	(\$1,008)	(\$1,000)	(\$1,000)
100-17-720-53010	Capital Equipment: Vehicles	\$0	\$0	\$0	\$0	\$0	\$0
100-17-720-53021	Capital Asset, Lease Purchase	\$0	\$0	\$0	\$0	\$0	\$0
100-17-720-53030	Capital Equipment, \$5,000+	\$0	\$0	\$0	\$0	\$0	\$0
100-17-720-60100	Operating Transfers Out	\$0	(\$16,246)	\$0	(\$16,139)	\$0	\$0
100-17-720-60110	Civic Center Rent	\$0	\$0	\$0	\$0	(\$16,248)	(\$16,248)
100-17-720-70500	Credit Card Clearing Account	\$0	\$0	\$0	\$0	\$0	\$0
100-17-720-72960	A-87 Indirect Costs	\$0	\$0	\$0	\$0	\$0	\$0
100-17-720-90000	Prior Year GF Allocation	\$0	\$0	\$0	\$0	\$0	\$0
<b>Expenses Total</b>		<b>(\$864,928)</b>	<b>(\$827,559)</b>	<b>(\$1,075,182)</b>	<b>(\$898,461)</b>	<b>(\$1,056,277)</b>	<b>(\$1,056,277)</b>
<b>NET</b>		<b>(\$759,928)</b>	<b>(\$607,819)</b>	<b>(\$874,182)</b>	<b>(\$741,644)</b>	<b>(\$946,277)</b>	<b>(\$946,277)</b>

PW 100-17-729 (Facilities)

Account Line Item	Account Name	FY2020-21		FY2021-22	FY2021-22	FY2022-23	FY2022-23
		Adopted Budget	FY2020-21 Actual	Adopted Budget	08/18/22 Actual	Requested Budget	Recommended Budget
100-17-729-14050	Rental Income	\$0	\$4,900	\$0	\$9,025	\$5,000	\$5,000
100-17-729-16090	Labor Reimbursement/Facilities	\$25,000	\$40,769	\$20,000	\$57,240	\$40,000	\$40,000
100-17-729-17050	Donations & Contributions	\$0	\$903	\$0	\$0	\$0	\$0
100-17-729-17180	Courthouse Construction Fund	\$5,000	\$5,000	\$0	\$0	\$0	\$0
100-17-729-17250	Judgments, Damages & Settlements	\$0	\$0	\$0	\$725	\$0	\$0
100-17-729-18100	Operating Transfers In	\$15,000	\$0	\$15,000	\$0	\$5,000	\$5,000
100-17-729-18960	A-87 Indirect Costs	\$0	\$0	\$0	\$0	\$0	\$0
<b>Revenues Total</b>		<b>\$45,000</b>	<b>\$51,571</b>	<b>\$35,000</b>	<b>\$66,990</b>	<b>\$50,000</b>	<b>\$50,000</b>
100-17-729-21100	Salary And Wages	(\$1,030,162)	(\$1,022,807)	(\$1,001,801)	(\$1,113,617)	(\$1,003,896)	(\$1,003,896)
100-17-729-21120	Overtime	(\$1,000)	(\$11,644)	(\$500)	(\$5,837)	(\$4,452)	(\$4,452)
100-17-729-21130	Auto Allowance	\$0	\$0	\$0	\$0	\$0	\$0
100-17-729-21410	Holiday Pay	\$0	\$0	\$0	\$0	\$0	\$0
100-17-729-22100	Employee Benefits	(\$127,261)	(\$159,525)	(\$123,334)	(\$144,218)	(\$51,243)	(\$51,243)
100-17-729-22110	Employee Benefits - Health (Medical-Dental-Vision)	(\$237,619)	(\$233,578)	(\$203,572)	(\$210,097)	(\$242,329)	(\$242,329)
100-17-729-22120	Employee Benefits - PERS (ER Portion)	(\$293,576)	(\$293,651)	(\$289,621)	(\$291,430)	(\$286,738)	(\$286,738)
100-17-729-22125	PRST Contribution	\$0	\$0	\$0	\$0	(\$62,426)	(\$62,426)
100-17-729-30120	Uniform Allowance	(\$3,000)	(\$2,170)	(\$3,000)	(\$4,079)	(\$4,000)	(\$4,000)
100-17-729-30280	Telephone/Communications	(\$64,460)	(\$43,685)	(\$65,808)	(\$36,647)	(\$43,000)	(\$43,000)
100-17-729-30350	Household Expenses	(\$28,000)	(\$22,154)	(\$28,000)	(\$16,188)	(\$18,000)	(\$18,000)

**Public Works**

100-17-729-30500	Workers' Comp Ins Expense	(\$83,542)	(\$83,542)	(\$107,279)	(\$107,279)	(\$78,365)	(\$78,365)
100-17-729-30510	Liability Insurance Expense	(\$128,736)	(\$128,736)	(\$46,587)	(\$46,587)	(\$68,723)	(\$68,723)
100-17-729-31200	Equip Maintenance & Repair	(\$5,000)	(\$6,449)	(\$5,000)	(\$9,847)	(\$5,000)	(\$5,000)
100-17-729-31400	Building/Land Maint & Repair	(\$140,000)	(\$147,288)	(\$140,000)	(\$144,815)	(\$167,500)	(\$167,500)
100-17-729-31700	Membership Fees	(\$1,200)	(\$1,275)	(\$1,200)	(\$934)	(\$1,200)	(\$1,200)
100-17-729-32000	Office Expense	(\$2,800)	(\$962)	(\$2,800)	(\$1,697)	(\$2,200)	(\$2,200)
100-17-729-32010	TECHNOLOGY EXPENSES	(\$12,016)	(\$13,203)	(\$16,000)	(\$16,554)	(\$23,852)	(\$23,852)
100-17-729-32020	Technology Expense-Software Licenses	(\$5,300)	(\$3,991)	(\$500)	(\$5,591)	(\$2,500)	(\$2,500)
100-17-729-32360	Consulting Services	\$0	\$0	\$0	\$0	\$0	\$0
100-17-729-32450	Contract Services	(\$320,000)	(\$283,488)	(\$311,000)	(\$295,963)	(\$340,500)	(\$340,500)
100-17-729-32500	Professional & Specialized Ser	(\$5,000)	(\$11,303)	(\$10,000)	(\$10,546)	(\$10,000)	(\$10,000)
100-17-729-32860	Rents & Leases - Other	(\$4,500)	(\$5,397)	(\$7,000)	(\$2,250)	(\$6,000)	(\$6,000)
100-17-729-32950	Rents & Leases - Real Property	(\$15,600)	(\$8,920)	(\$9,000)	(\$3,947)	(\$9,000)	(\$9,000)
100-17-729-33010	Small Tools & Instruments	(\$8,500)	(\$6,922)	(\$8,500)	(\$8,419)	(\$18,500)	(\$18,500)
100-17-729-33120	Special Department Expense	(\$3,500)	(\$3,240)	(\$3,500)	(\$3,240)	(\$3,500)	(\$3,500)
100-17-729-33350	Travel & Training Expense	(\$2,000)	(\$29)	(\$2,000)	(\$274)	(\$2,000)	(\$2,000)
100-17-729-33351	Vehicle Fuel Costs	(\$34,650)	(\$45,343)	(\$34,650)	(\$53,685)	(\$50,000)	(\$50,000)
100-17-729-33360	Motor Pool Expense	(\$89,000)	(\$85,635)	(\$75,365)	(\$69,095)	(\$97,914)	(\$97,914)
100-17-729-33600	Utilities	(\$340,000)	(\$357,095)	(\$360,000)	(\$435,913)	(\$508,000)	(\$508,000)
100-17-729-53030	Capital Equipment, \$5,000+	\$0	\$0	\$0	\$0	(\$25,000)	(\$25,000)
	<b>Expenses Total</b>	<b>(\$2,986,422)</b>	<b>(\$2,982,034)</b>	<b>(\$2,856,017)</b>	<b>(\$3,038,749)</b>	<b>(\$3,135,836)</b>	<b>(\$3,135,836)</b>
	<b>NET</b>	<b>(\$2,941,422)</b>	<b>(\$2,930,463)</b>	<b>(\$2,821,017)</b>	<b>(\$2,971,760)</b>	<b>(\$3,085,836)</b>	<b>(\$3,085,836)</b>

**PW 103-17-735 (Conway Ranch)**

<i>Account Line Item</i>	<i>Account Name</i>	<b>FY2020-21</b>		<b>FY2021-22</b>		<b>FY2022-23</b>	
		<i>Adopted Budget</i>	<i>FY2020-21 Actual</i>	<i>Adopted Budget</i>	<i>08/18/22 Actual</i>	<i>Requested Budget</i>	<i>FY2022-23 Recommended Budget</i>
103-17-735-14010	Interest Income	\$0	\$2	\$0	\$82	\$0	\$0
103-17-735-14050	Rental Income	\$0	\$0	\$0	\$0	\$0	\$0
103-17-735-15900	Oth: Other Govt Agencies	\$0	\$0	\$0	\$0	\$50,000	\$50,000
103-17-735-17010	Miscellaneous Revenue	\$0	\$0	\$3,870	\$1,960	\$2,300	\$2,300
103-17-735-18100	Operating Transfers In	\$104,683	\$100,000	\$24,365	\$16,000	\$15,000	\$15,000
	<b>Revenues Total</b>	<b>\$104,683</b>	<b>\$100,002</b>	<b>\$28,235</b>	<b>\$18,042</b>	<b>\$67,300</b>	<b>\$67,300</b>
103-17-735-21100	Salary And Wages	\$0	\$0	(\$9,481)	(\$9,623)	(\$9,955)	(\$9,955)
103-17-735-21120	Overtime	\$0	\$0	\$0	\$0	\$0	\$0
103-17-735-21130	Auto Allowance	\$0	\$0	\$0	\$0	\$0	\$0
103-17-735-21410	Holiday Pay	\$0	\$0	\$0	\$0	\$0	\$0
103-17-735-22100	Employee Benefits	\$0	\$0	(\$1,167)	(\$1,002)	(\$277)	(\$277)
103-17-735-22110	Employee Benefits - Health (Medical-Dental-Vision)	\$0	\$0	(\$2,010)	(\$2,165)	(\$2,429)	(\$2,429)
103-17-735-22120	Employee Benefits - PERS (ER Portion)	\$0	\$0	(\$2,748)	(\$1,030)	(\$2,882)	(\$2,882)
103-17-735-30120	Uniform Allowance	\$0	\$0	\$0	\$0	\$0	\$0
103-17-735-30280	Telephone/Communications	\$0	\$0	(\$90)	(\$90)	(\$90)	(\$90)
103-17-735-30500	Workers' Comp Ins Expense	\$0	\$0	\$0	\$0	\$0	\$0
103-17-735-30510	Liability Insurance Expense	(\$85,583)	(\$85,583)	(\$639)	(\$639)	\$0	\$0
103-17-735-31200	Equip Maintenance & Repair	\$0	\$0	\$0	\$0	\$0	\$0
103-17-735-31400	Building/Land Maint & Repair	(\$8,100)	(\$2,586)	(\$8,100)	(\$2,425)	(\$3,000)	(\$3,000)
103-17-735-32000	Office Expense	\$0	\$0	\$0	\$0	\$0	\$0
103-17-735-32450	Contract Services	(\$10,000)	(\$10,000)	(\$3,000)	\$0	(\$51,500)	(\$51,500)
103-17-735-32500	Professional & Specialized Ser	\$0	\$0	\$0	\$0	\$0	\$0
103-17-735-33120	Special Department Expense	(\$1,000)	(\$638)	(\$1,000)	(\$619)	(\$1,000)	(\$1,000)
103-17-735-52010	Land & Improvements	\$0	\$0	\$0	\$0	\$0	\$0
103-17-735-53030	Capital Equipment, \$5,000+	\$0	\$0	\$0	\$0	\$0	\$0
103-17-735-60100	Operating Transfers Out	\$0	\$0	\$0	\$0	\$0	\$0
	<b>Expenses Total</b>	<b>(\$104,683)</b>	<b>(\$98,807)</b>	<b>(\$28,235)</b>	<b>(\$17,593)</b>	<b>(\$71,133)</b>	<b>(\$71,133)</b>
	<b>Use of Fund Balance</b>	<b>\$0</b>	<b>\$1,195</b>	<b>\$0</b>	<b>\$450</b>	<b>(\$3,833)</b>	<b>(\$3,833)</b>

**PW 108-27-194 (Eastern Sierra Sustainable Recreation)**

<i>Account Line Item</i>	<i>Account Name</i>	<b>FY2020-21</b>		<b>FY2021-22</b>		<b>FY2022-23</b>	
		<i>Adopted Budget</i>	<i>FY2020-21 Actual</i>	<i>Adopted Budget</i>	<i>08/18/22 Actual</i>	<i>Requested Budget</i>	<i>FY2022-23 Recommended Budget</i>
108-27-194-14010	Interest Income	\$3,000	\$3,855	\$3,000	\$5,473	\$0	\$0
108-27-194-15202	St: Misc State Grants	\$0	\$0	\$44,720	\$0	\$122,100	\$122,100
108-27-194-15750	Fed: Geothermal Royalties	\$90,000	\$212,641	\$90,000	\$198,280	\$191,489	\$191,489
108-27-194-15900	Oth: Other Govt Agencies	\$0	\$0	\$23,750	\$0	\$37,997	\$37,997
108-27-194-17010	Miscellaneous Revenue	\$95,000	\$73,930	\$0	\$44,678	\$0	\$0
108-27-194-18100	Operating Transfers In	\$0	\$0	\$0	\$0	\$0	\$0
	<b>Revenues Total</b>	<b>\$188,000</b>	<b>\$290,426</b>	<b>\$161,470</b>	<b>\$248,431</b>	<b>\$351,586</b>	<b>\$351,586</b>
108-27-194-21100	Salary And Wages	(\$69,121)	(\$50,122)	(\$108,493)	(\$86,915)	(\$147,600)	(\$147,600)
108-27-194-21130	Auto Allowance	\$0	\$0	\$0	\$0	\$0	\$0

Public Works

108-27-194-21410	Holiday Pay	\$0	\$0	\$0	\$0	\$0	\$0
108-27-194-22100	Employee Benefits	(\$8,506)	(\$6,176)	(\$12,046)	(\$8,864)	(\$3,454)	(\$3,454)
108-27-194-22110	Employee Benefits - Health (Medical-Dental-Vision)	(\$22,135)	(\$11,704)	(\$20,100)	(\$17,833)	(\$42,724)	(\$42,724)
108-27-194-22120	Employee Benefits - PERS (ER Portion)	(\$19,698)	(\$17,590)	(\$20,353)	(\$20,045)	(\$36,009)	(\$36,009)
108-27-194-30120	Uniform Allowance	\$0	\$0	\$0	\$0	\$0	\$0
108-27-194-30280	Telephone/Communications	(\$600)	(\$2,660)	(\$780)	(\$499)	\$0	\$0
108-27-194-32010	TECHNOLOGY EXPENSES	\$0	\$0	\$0	\$0	(\$4,570)	(\$4,570)
108-27-194-32450	Contract Services	(\$25,000)	(\$8,618)	(\$31,000)	(\$14,146)	(\$100,100)	(\$100,100)
108-27-194-33120	Special Department Expense	(\$30,000)	(\$59,391)	(\$9,410)	(\$9,175)	(\$3,400)	(\$3,400)
108-27-194-33350	Travel & Training Expense	\$0	\$0	(\$500)	\$0	\$0	\$0
108-27-194-33351	Vehicle Fuel Costs	\$0	(\$733)	\$0	(\$2,766)	(\$6,750)	(\$6,750)
108-27-194-47010	Contributions To Other Governm	\$0	\$0	\$0	\$0	\$0	\$0
108-27-194-47020	Contributions To Non-Profit Or	(\$10,000)	(\$12,267)	(\$25,000)	(\$1,869)	(\$22,690)	(\$22,690)
108-27-194-60100	Operating Transfers Out	(\$15,000)	\$0	(\$66,688)	\$0	(\$3,925)	(\$3,925)
	<b>Expenses Total</b>	<b>(\$200,060)</b>	<b>(\$169,262)</b>	<b>(\$294,370)</b>	<b>(\$162,112)</b>	<b>(\$371,222)</b>	<b>(\$371,222)</b>
	<b>Use of Fund Balance</b>	<b>(\$12,060)</b>	<b>\$121,163</b>	<b>(\$132,900)</b>	<b>\$86,320</b>	<b>(\$19,636)</b>	<b>(\$19,636)</b>

PW 164-10-228 (Zones of Benefit)

Account Line Item	Account Name	FY2020-21		FY2021-22	FY2021-22	FY2022-23	FY2022-23
		Adopted Budget	FY2020-21 Actual	Adopted Budget	08/18/22 Actual	Requested Budget	Recommended Budget
164-10-228-14010	Interest Income	\$9,305	\$14,046	\$18,000	\$14,203	\$0	\$0
164-10-228-16055	Special Assessments	\$110,945	\$146,113	\$130,000	\$160,437	\$146,000	\$146,000
164-10-228-17010	Miscellaneous Revenue	\$0	\$0	\$0	\$0	\$0	\$0
164-10-228-18100	Operating Transfers In	\$0	\$0	\$0	\$0	\$0	\$0
	<b>Revenues Total</b>	<b>\$120,250</b>	<b>\$160,159</b>	<b>\$148,000</b>	<b>\$174,640</b>	<b>\$146,000</b>	<b>\$146,000</b>
164-10-228-31400	Building/Land Maint & Repair	(\$33,400)	(\$33,517)	(\$64,400)	(\$85,123)	(\$325,000)	(\$325,000)
164-10-228-32450	Contract Services	(\$31,000)	\$0	\$0	\$0	\$0	\$0
164-10-228-33351	Vehicle Fuel Costs	\$0	\$0	\$0	\$0	\$0	\$0
164-10-228-53030	Capital Equipment, \$5,000+	\$0	\$0	\$0	\$0	\$0	\$0
164-10-228-60100	Operating Transfers Out	\$0	\$0	\$0	\$0	\$0	\$0
164-10-228-91010	Contingency	\$0	\$0	\$0	\$0	\$0	\$0
	<b>Expenses Total</b>	<b>(\$64,400)</b>	<b>(\$33,517)</b>	<b>(\$64,400)</b>	<b>(\$85,123)</b>	<b>(\$325,000)</b>	<b>(\$325,000)</b>
	<b>Use of Fund Balance</b>	<b>\$55,850</b>	<b>\$126,642</b>	<b>\$83,600</b>	<b>\$89,517</b>	<b>(\$179,000)</b>	<b>(\$179,000)</b>

PW 169-11-020 (Public Safety Power Shutoff)

Account Line Item	Account Name	FY2020-21		FY2021-22	FY2021-22	FY2022-23	FY2022-23
		Adopted Budget	FY2020-21 Actual	Adopted Budget	08/18/22 Actual	Requested Budget	Recommended Budget
169-11-020-14010	Interest Income	\$0	\$1,697	\$0	\$725	\$0	\$0
169-11-020-15202	St: Misc State Grants	\$0	\$76,756	\$0	\$0	\$0	\$0
	<b>Revenues Total</b>	<b>\$0</b>	<b>\$78,453</b>	<b>\$0</b>	<b>\$725</b>	<b>\$0</b>	<b>\$0</b>
169-11-020-31400	Building/Land Maint & Repair	\$0	(\$6,691)	\$0	(\$1,151)	\$0	\$0
169-11-020-33120	Special Department Expense	\$0	\$0	\$0	\$0	\$0	\$0
169-11-020-53020	Capital Equipment, Constructio	\$0	\$0	\$0	\$0	\$0	\$0
169-11-020-53022	Fixed Assets: Buildings	\$0	\$0	(\$72,000)	\$0	\$0	\$0
169-11-020-53030	Capital Equipment, \$5,000+	\$0	(\$63,608)	\$0	(\$66,816)	(\$20,000)	(\$20,000)
169-11-020-60100	Operating Transfers Out	\$0	\$0	\$0	\$0	(\$25,000)	(\$25,000)
	<b>Expenses Total</b>	<b>\$0</b>	<b>(\$70,298)</b>	<b>(\$72,000)</b>	<b>(\$67,967)</b>	<b>(\$45,000)</b>	<b>(\$45,000)</b>
	<b>Use of Fund Balance</b>	<b>\$0</b>	<b>\$8,155</b>	<b>(\$72,000)</b>	<b>(\$67,243)</b>	<b>(\$45,000)</b>	<b>(\$45,000)</b>

PW 180-31-725 (Road)

Account Line Item	Account Name	FY2020-21		FY2021-22	FY2021-22	FY2022-23	FY2022-23
		Adopted Budget	FY2020-21 Actual	Adopted Budget	08/18/22 Actual	Requested Budget	Recommended Budget
180-31-725-12090	Road Privileges & Permits	\$10,000	\$5,808	\$10,000	\$8,580	\$8,000	\$8,000
180-31-725-13010	Vehicle Code Fines	\$30,000	\$50,643	\$30,000	\$57,523	\$45,000	\$45,000
180-31-725-14010	Interest Income	\$8,000	\$6,939	\$8,000	\$5,530	\$8,000	\$8,000
180-31-725-15020	St: Hwy Users Tax 2104	\$2,161,584	\$1,958,787	\$2,123,535	\$2,092,596	\$2,271,483	\$2,271,483
180-31-725-15040	St: Prop 1B Road Construction	\$0	\$0	\$0	\$0	\$115,000	\$115,000
180-31-725-15042	St: Traffic Congestion Relief Loan Repay per SB1	\$0	\$0	\$0	\$0	\$0	\$0
180-31-725-15090	St: Motor Vehicle In Lieu (Mvi	\$0	\$0	\$0	\$0	\$0	\$0
180-31-725-15100	St: Rstp - Matching Funds	\$329,725	\$0	\$329,725	\$0	\$329,725	\$329,725
180-31-725-15170	St: Stip-Aid For Construction	\$0	\$0	\$0	\$0	\$0	\$0
180-31-725-15649	Fed: Transportation Enhancemnt	\$0	\$0	\$0	\$0	\$0	\$0
180-31-725-15650	Fed: Federal Aid-Airports	\$0	\$0	\$0	\$0	\$0	\$0
180-31-725-15651	Fed: Aid For Construction (Gti	\$0	\$0	\$0	\$0	\$0	\$0
180-31-725-15680	Fed: Forest Reserve	\$330,000	\$329,172	\$330,000	\$355,576	\$330,000	\$330,000

Public Works

180-31-725-15900	Oth: Other Govt Agencies	\$5,000	\$19,275	\$5,000	\$52,609	\$73,000	\$73,000
180-31-725-16090	Labor Reimbursement/Facilities	\$0	\$0	\$0	\$0	\$0	\$0
180-31-725-16250	Road And Street Services	\$80,000	\$76,245	\$75,000	\$140,831	\$80,850	\$80,850
180-31-725-16950	Inter-Fund Revenue	\$400,000	\$696,520	\$425,000	\$725,579	\$445,500	\$445,500
180-31-725-17010	Miscellaneous Revenue	\$100,000	\$2,392	\$40,000	\$0	\$0	\$0
180-31-725-17020	Prior Year Revenue	\$0	\$0	\$0	\$0	\$0	\$0
180-31-725-17050	Donations & Contributions	\$0	\$0	\$0	\$0	\$0	\$0
180-31-725-17250	Judgments, Damages & Settlements	\$0	\$0	\$0	\$0	\$0	\$0
180-31-725-18000	Other Financing Sources	\$0	\$0	\$0	\$0	\$0	\$0
180-31-725-18010	Sale Of Surplus Assets	\$7,000	\$29,308	\$20,000	\$25,527	\$85,000	\$85,000
180-31-725-18100	Operating Transfers In	\$522,033	\$522,033	\$522,033	\$522,033	\$522,033	\$522,033
	<b>Revenues Total</b>	<b>\$3,983,342</b>	<b>\$3,697,122</b>	<b>\$3,918,293</b>	<b>\$3,986,383</b>	<b>\$4,313,591</b>	<b>\$4,313,591</b>

180-31-725-21100	Salary And Wages	(\$1,307,649)	(\$1,244,785)	(\$1,598,838)	(\$1,474,871)	(\$1,457,082)	(\$1,457,082)
180-31-725-21120	Overtime	(\$54,050)	(\$18,631)	(\$61,050)	(\$16,326)	(\$30,000)	(\$30,000)
180-31-725-21130	Auto Allowance	\$0	\$0	\$0	\$0	\$0	\$0
180-31-725-21410	Holiday Pay	\$0	\$0	\$0	\$0	\$0	\$0
180-31-725-22100	Employee Benefits	(\$160,656)	(\$166,504)	(\$196,569)	(\$170,263)	(\$65,563)	(\$65,563)
180-31-725-22110	Employee Benefits - Health (Medical-Dental-Vision)	(\$389,568)	(\$311,724)	(\$402,009)	(\$376,437)	(\$467,306)	(\$467,306)
180-31-725-22120	Employee Benefits - PERS (ER Portion)	(\$371,333)	(\$363,371)	(\$461,756)	(\$440,003)	(\$421,876)	(\$421,876)
180-31-725-30120	Uniform Allowance	(\$12,000)	(\$12,989)	(\$12,000)	(\$12,934)	(\$12,000)	(\$12,000)
180-31-725-30280	Telephone/Communications	(\$13,000)	(\$14,306)	(\$23,372)	(\$15,330)	(\$23,818)	(\$23,818)
180-31-725-30350	Household Expenses	(\$7,000)	(\$6,623)	(\$7,000)	(\$7,616)	(\$8,000)	(\$8,000)
180-31-725-30500	Workers' Comp Ins Expense	(\$74,084)	(\$74,084)	(\$72,082)	(\$72,082)	(\$62,031)	(\$62,031)
180-31-725-30510	Liability Insurance Expense	(\$70,772)	(\$70,772)	(\$93,896)	(\$93,896)	(\$203,337)	(\$203,337)
180-31-725-31200	Equip Maintenance & Repair	(\$279,600)	(\$154,107)	(\$155,000)	(\$212,961)	(\$225,000)	(\$225,000)
180-31-725-31400	Building/Land Maint & Repair	(\$250)	(\$13)	(\$250)	\$0	\$0	\$0
180-31-725-31700	Membership Fees	\$0	\$0	\$0	\$0	\$0	\$0
180-31-725-32000	Office Expense	(\$3,600)	(\$3,902)	(\$3,300)	(\$5,155)	(\$6,000)	(\$6,000)
180-31-725-32010	TECHNOLOGY EXPENSES	(\$19,633)	(\$19,633)	(\$30,606)	(\$30,607)	(\$36,900)	(\$36,900)
180-31-725-32020	Technology Expense-Software Licenses	(\$6,000)	(\$4,090)	(\$6,000)	(\$5,591)	(\$9,000)	(\$9,000)
180-31-725-32360	Consulting Services	\$0	\$0	\$0	\$0	\$0	\$0
180-31-725-32450	Contract Services	(\$15,000)	(\$4,946)	(\$15,000)	(\$5,547)	(\$15,000)	(\$15,000)
180-31-725-32500	Professional & Specialized Ser	(\$2,700)	(\$3,135)	(\$3,000)	(\$2,257)	(\$4,000)	(\$4,000)
180-31-725-32800	Publications & Legal Notices	\$0	(\$1,703)	\$0	\$0	(\$500)	(\$500)
180-31-725-32860	Rents & Leases - Other	(\$15,400)	(\$12,849)	(\$17,400)	(\$8,972)	(\$17,400)	(\$17,400)
180-31-725-32950	Rents & Leases - Real Property	(\$2,500)	(\$648)	(\$2,500)	(\$661)	(\$700)	(\$700)
180-31-725-33010	Small Tools & Instruments	(\$6,000)	(\$5,441)	(\$7,000)	(\$7,298)	(\$25,000)	(\$25,000)
180-31-725-33120	Special Department Expense	(\$94,040)	(\$39,468)	(\$82,000)	(\$52,143)	(\$150,000)	(\$150,000)
180-31-725-33350	Travel & Training Expense	(\$27,000)	(\$618)	(\$9,000)	(\$3,888)	(\$9,000)	(\$9,000)
180-31-725-33351	Vehicle Fuel Costs	(\$558,500)	(\$509,772)	(\$558,500)	(\$796,871)	(\$521,000)	(\$521,000)
180-31-725-33355	Meals - Mou	\$0	(\$280)	\$0	\$0	(\$500)	(\$500)
180-31-725-33360	Motor Pool Expense	(\$170,000)	(\$179,269)	(\$156,120)	(\$241,718)	(\$228,277)	(\$228,277)
180-31-725-33600	Utilities	(\$101,500)	(\$103,552)	(\$95,000)	(\$139,830)	(\$150,000)	(\$150,000)
180-31-725-33699	Inventory Depleted/Added	\$0	(\$67,152)	\$0	\$18,156	\$0	\$0
180-31-725-47010	Contributions To Other Governm	\$0	\$0	\$0	\$0	\$0	\$0
180-31-725-52010	Land & Improvements	\$0	\$0	\$0	\$0	\$0	\$0
180-31-725-53010	Capital Equipment: Vehicles	(\$20,000)	\$0	(\$37,000)	\$0	\$0	\$0
180-31-725-53020	Capital Equipment, Constructio	\$0	(\$17,214)	\$0	(\$3,567)	(\$60,000)	(\$60,000)
180-31-725-53030	Capital Equipment, \$5,000+	\$0	(\$10,410)	\$0	(\$9,076)	\$0	\$0
180-31-725-60100	Operating Transfers Out	\$0	\$0	\$0	\$0	(\$165,000)	(\$165,000)
180-31-725-70500	Credit Card Clearing Account	\$0	\$0	\$0	\$0	\$0	\$0
180-31-725-72960	A-87 Indirect Costs	(\$251,179)	(\$251,179)	(\$263,738)	(\$296,476)	(\$263,738)	(\$263,738)
180-31-725-91010	Contingency	\$0	\$0	\$0	\$0	\$0	\$0
	<b>Expenses Total</b>	<b>(\$4,033,014)</b>	<b>(\$3,673,168)</b>	<b>(\$4,369,986)</b>	<b>(\$4,484,220)</b>	<b>(\$4,638,028)</b>	<b>(\$4,638,028)</b>

**Use of Fund Balance (\$49,672) \$23,954 (\$451,693) (\$497,837) (\$324,437) (\$324,437)**

**PW 181-31-725 (State & Fed Construction Funds)**

Account Line Item	Account Name	FY2020-21	FY2020-21	FY2021-22	FY2021-22	FY2022-23	FY2022-23
		Adopted Budget	Actual	Adopted Budget	Actual	Requested Budget	Recommended Budget
181-31-725-14010	Interest Income	\$0	\$20,467	\$0	\$32,949	\$0	\$0
181-31-725-15040	St: Prop 1B Road Construction	\$0	\$0	\$0	\$0	\$0	\$0
181-31-725-15043	St: Road Maint & Rehab per SB1 SHC 2032(h)(2)	\$1,719,770	\$1,833,273	\$1,954,040	\$1,988,383	\$2,197,476	\$2,197,476
181-31-725-15101	RSTP - Highway Safety Revenue	\$0	\$43,352	\$0	\$4,993	\$1,424,000	\$1,424,000
181-31-725-15170	St: Stip-Aid For Construction	\$3,650,000	\$67,166	\$4,260,999	\$1,215,882	\$2,457,000	\$2,457,000
181-31-725-15648	Fed: Matching Funds	\$0	\$70,468	\$0	\$0	\$0	\$0
	<b>Revenues Total</b>	<b>\$5,369,770</b>	<b>\$2,034,725</b>	<b>\$6,215,039</b>	<b>\$3,242,206</b>	<b>\$6,078,476</b>	<b>\$6,078,476</b>
181-31-725-52010	Land & Improvements	(\$7,369,770)	(\$2,306,461)	(\$6,846,000)	(\$1,492,556)	(\$6,891,000)	(\$6,891,000)
	<b>Expenses Total</b>	<b>(\$7,369,770)</b>	<b>(\$2,306,461)</b>	<b>(\$6,846,000)</b>	<b>(\$1,492,556)</b>	<b>(\$6,891,000)</b>	<b>(\$6,891,000)</b>

Public Works

Use of Fund Balance (\$2,000,000) (\$271,736) (\$630,961) \$1,749,650 (\$812,524) (\$812,524)

PW 600-32-760 (Airport Enterprise)

Account Line Item	Account Name	FY2020-21		FY2021-22	FY2021-22	FY2022-23	FY2022-23
		Adopted	FY2020-21	Adopted	08/18/22	Requested	Recommended
		Budget	Actual	Budget	Actual	Budget	Budget
600-32-760-14010	Interest Income	\$0	\$218	\$0	\$297	\$0	\$0
600-32-760-14050	Rental Income	\$1,200	\$1,200	\$1,200	\$3,169	\$1,200	\$1,200
600-32-760-15010	St: State Aid-Airports	\$20,000	\$20,000	\$20,000	\$0	\$20,000	\$20,000
600-32-760-15011	St: State Grants-Airports	\$0	\$0	\$0	\$0	\$0	\$0
600-32-760-15650	Fed: Federal Aid-Airports	\$0	\$0	\$0	\$0	\$0	\$0
600-32-760-16415	Airport Fees	\$6,500	\$3,555	\$6,500	\$154	\$4,000	\$4,000
600-32-760-17010	Miscellaneous Revenue	\$0	\$0	\$0	\$0	\$0	\$0
600-32-760-17020	Prior Year Revenue	\$0	\$0	\$0	\$0	\$0	\$0
600-32-760-18100	Operating Transfers In	\$0	\$37,000	\$0	\$0	\$0	\$0
<b>Revenues Total</b>		<b>\$27,700</b>	<b>\$61,973</b>	<b>\$27,700</b>	<b>\$3,620</b>	<b>\$25,200</b>	<b>\$25,200</b>
600-32-760-21100	Salary And Wages	\$0	\$0	\$0	\$0	\$0	\$0
600-32-760-22100	Employee Benefits	\$0	\$0	\$0	\$0	\$0	\$0
600-32-760-30270	Administration Expense	\$0	\$0	\$0	\$0	\$0	\$0
600-32-760-30280	Telephone/Communications	(\$1,400)	(\$1,495)	(\$2,800)	(\$882)	(\$1,500)	(\$1,500)
600-32-760-30510	Liability Insurance Expense	(\$2,987)	(\$2,987)	(\$3,435)	(\$3,435)	(\$3,607)	(\$3,607)
600-32-760-31400	Building/Land Maint & Repair	(\$15,000)	(\$52,358)	(\$15,000)	(\$7,479)	(\$20,000)	(\$20,000)
600-32-760-32002	Aviation Fuel	(\$10,000)	(\$2,756)	(\$10,000)	\$0	\$0	\$0
600-32-760-32950	Rents & Leases - Real Property	(\$2,000)	(\$2,264)	(\$2,000)	(\$2,309)	(\$2,500)	(\$2,500)
600-32-760-33120	Special Department Expense	(\$1,300)	(\$844)	(\$1,300)	(\$250)	(\$1,300)	(\$1,300)
600-32-760-33350	Travel & Training Expense	\$0	\$0	\$0	\$0	\$0	\$0
600-32-760-33600	Utilities	(\$4,200)	(\$3,761)	(\$3,500)	(\$3,107)	(\$3,500)	(\$3,500)
600-32-760-52011	Buildings & Improvements	\$0	\$0	\$0	\$0	\$0	\$0
600-32-760-53030	Capital Equipment, \$5,000+	\$0	\$0	\$0	\$0	\$0	\$0
600-32-760-60100	Operating Transfers Out	\$0	\$0	\$0	\$0	\$0	\$0
600-32-760-72960	A-87 Indirect Costs	(\$7,135)	(\$7,135)	\$0	(\$312)	(\$7,492)	(\$7,492)
<b>Expenses Total</b>		<b>(\$44,022)</b>	<b>(\$73,598)</b>	<b>(\$38,035)</b>	<b>(\$17,774)</b>	<b>(\$39,899)</b>	<b>(\$39,899)</b>
<b>Use of Fund Balance</b>		<b>(\$16,322)</b>	<b>(\$11,625)</b>	<b>(\$10,335)</b>	<b>(\$14,154)</b>	<b>(\$14,699)</b>	<b>(\$14,699)</b>

PW 605-71-740 (Campground Enterprise Fund)

Account Line Item	Account Name	FY2020-21		FY2021-22	FY2021-22	FY2022-23	FY2022-23
		Adopted	FY2020-21	Adopted	08/18/22	Requested	Recommended
		Budget	Actual	Budget	Actual	Budget	Budget
605-71-740-14010	Interest Income	\$700	\$1,575	\$1,000	\$1,668	\$1,000	\$1,000
605-71-740-16401	Campground Fees	\$30,000	\$56,051	\$38,000	\$48,510	\$40,000	\$40,000
605-71-740-18100	Operating Transfers In	\$0	\$0	\$0	\$0	\$0	\$0
<b>Revenues Total</b>		<b>\$30,700</b>	<b>\$57,626</b>	<b>\$39,000</b>	<b>\$50,178</b>	<b>\$41,000</b>	<b>\$41,000</b>
605-71-740-30280	Telephone/Communications	\$0	\$0	\$0	\$0	\$0	\$0
605-71-740-30350	Household Expenses	\$0	\$0	\$0	\$0	\$0	\$0
605-71-740-30510	Liability Insurance Expense	\$0	\$0	\$0	\$0	\$0	\$0
605-71-740-31400	Building/Land Maint & Repair	\$0	(\$4,879)	(\$17,000)	\$11	(\$5,000)	(\$5,000)
605-71-740-32000	Office Expense	(\$700)	(\$6)	(\$700)	(\$762)	(\$1,000)	(\$1,000)
605-71-740-32010	TECHNOLOGY EXPENSES	\$0	\$0	\$0	\$0	\$0	\$0
605-71-740-32450	Contract Services	(\$19,000)	(\$16,279)	(\$19,000)	(\$17,365)	(\$20,000)	(\$20,000)
605-71-740-32860	Rents & Leases - Other	\$0	\$0	\$0	\$0	\$0	\$0
605-71-740-32950	Rents & Leases - Real Property	(\$800)	(\$1,508)	(\$1,600)	(\$788)	(\$1,600)	(\$1,600)
605-71-740-33119	Tot Expenses	(\$6,500)	(\$6,542)	(\$8,000)	(\$6,022)	(\$8,000)	(\$8,000)
605-71-740-33120	Special Department Expense	\$0	\$0	\$0	\$0	\$0	\$0
605-71-740-33350	Travel & Training Expense	\$0	\$0	\$0	\$0	\$0	\$0
605-71-740-39000	Depreciation Expense	\$0	\$0	\$0	\$0	\$0	\$0
605-71-740-39005	Capital Asset Offset	\$0	\$0	\$0	\$0	\$0	\$0
605-71-740-39010	Net Book Retired Assets	\$0	\$0	\$0	\$0	\$0	\$0
605-71-740-39015	Net Book Transferred Assets	\$0	\$0	\$0	\$0	\$0	\$0
605-71-740-60100	Operating Transfers Out	\$0	\$0	\$0	\$0	\$0	\$0
605-71-740-72960	A-87 Indirect Costs	(\$4,350)	(\$4,350)	(\$4,568)	(\$3,923)	(\$4,568)	(\$4,568)
<b>Expenses Total</b>		<b>(\$31,350)</b>	<b>(\$33,563)</b>	<b>(\$50,868)</b>	<b>(\$28,850)</b>	<b>(\$40,168)</b>	<b>(\$40,168)</b>
<b>Contribution to Fund Balance</b>		<b>(\$650)</b>	<b>\$24,063</b>	<b>(\$11,868)</b>	<b>\$21,328</b>	<b>\$832</b>	<b>\$832</b>

PW 610-27-700 (Cemetery Enterprise Fund)

Account Line Item	Account Name	FY2020-21		FY2021-22	FY2021-22	FY2022-23	FY2022-23
		Adopted	FY2020-21	Adopted	08/18/22	Requested	Recommended
		Budget	Actual	Budget	Actual	Budget	Budget
610-27-700-14010	Interest Income	\$175	\$612	\$175	\$652	\$300	\$300
610-27-700-16400	Cemetery Plot Fees	\$3,500	\$6,100	\$3,500	\$10,350	\$5,000	\$5,000

Public Works

610-27-700-16403	Cemetery Endowment Fees	\$0	\$0	\$0	\$0	\$0	\$0
610-27-700-16404	Cemetery headstones	\$0	\$300	\$0	\$0	\$0	\$0
610-27-700-17010	Miscellaneous Revenue	\$0	\$0	\$0	\$0	\$0	\$0
610-27-700-17050	Donations & Contributions	\$0	\$0	\$0	\$0	\$0	\$0
610-27-700-18100	Operating Transfers In	\$0	\$0	\$0	\$0	\$0	\$0
	<b>Revenues Total</b>	<b>\$3,675</b>	<b>\$7,012</b>	<b>\$3,675</b>	<b>\$11,002</b>	<b>\$5,300</b>	<b>\$5,300</b>
610-27-700-30350	Household Expenses	\$0	\$0	\$0	\$0	\$0	\$0
610-27-700-30510	Liability Insurance Expense	\$0	\$0	(\$340)	(\$340)	\$0	\$0
610-27-700-31400	Building/Land Maint & Repair	(\$2,000)	(\$3,015)	(\$7,000)	(\$3,691)	(\$17,000)	(\$17,000)
610-27-700-32450	Contract Services	(\$10,000)	\$0	(\$5,000)	\$0	(\$5,000)	(\$5,000)
610-27-700-33136	Spec Dept - Burial Expenses	\$0	\$0	\$0	(\$1,490)	\$0	\$0
610-27-700-33600	Utilities	(\$175)	(\$122)	(\$175)	(\$127)	(\$200)	(\$200)
610-27-700-53030	Capital Equipment, \$5,000+	\$0	\$0	\$0	\$0	\$0	\$0
610-27-700-60100	Operating Transfers Out	\$0	\$0	\$0	\$0	\$0	\$0
610-27-700-72960	A-87 Indirect Costs	\$0	\$0	\$0	\$0	\$0	\$0
	<b>Expenses Total</b>	<b>(\$12,175)</b>	<b>(\$3,138)</b>	<b>(\$12,515)</b>	<b>(\$5,648)</b>	<b>(\$22,200)</b>	<b>(\$22,200)</b>
	<b>Use of Fund Balance</b>	<b>(\$8,500)</b>	<b>\$3,874</b>	<b>(\$8,840)</b>	<b>\$5,354</b>	<b>(\$16,900)</b>	<b>(\$16,900)</b>

PW 615-44-755 (Solid Waste Enterprise)

Account Line Item	Account Name	FY2020-21		FY2021-22		FY2022-23	
		Adopted Budget	FY2020-21 Actual	Adopted Budget	FY2021-22 08/18/22 Actual	Requested Budget	FY2022-23 Recommended Budget
615-44-755-12110	Non-Resident Landfill Permits	\$1,000	\$780	\$1,000	\$720	\$1,000	\$1,000
615-44-755-12145	Solid Waste Building Permits	\$0	\$0	\$0	\$0	\$0	\$0
615-44-755-12200	Franchise Permits	\$100,000	\$145,892	\$110,000	\$151,250	\$121,000	\$121,000
615-44-755-13120	Fines, Forfeits & Penalties	\$0	\$0	\$0	\$0	\$0	\$0
615-44-755-14010	Interest Income	\$30,000	\$12,751	\$30,000	\$1,365	\$2,000	\$2,000
615-44-755-14020	Unrealized Gain/Loss	\$0	\$0	\$0	\$0	\$0	\$0
615-44-755-15082	St: Hazardous Waste Grant	\$0	\$0	\$0	\$0	\$0	\$0
615-44-755-15092	St: Used Oil Block Grant	\$0	\$0	\$0	\$0	\$0	\$0
615-44-755-15094	St: Bottle Bill Grant	\$10,000	\$10,000	\$10,000	\$10,000	\$10,000	\$10,000
615-44-755-15380	St: Oil Opportunity Grant	\$10,000	\$10,000	\$5,000	\$10,000	\$10,000	\$10,000
615-44-755-15900	Oth: Other Govt Agencies	\$0	\$0	\$0	\$0	\$0	\$0
615-44-755-16020	Solid Waste Parcel Fees	\$36,000	\$46,341	\$40,000	\$44,859	\$45,000	\$45,000
615-44-755-16023	Solid Waste Tipping Fees	\$1,550,000	\$1,878,387	\$1,550,000	\$1,869,533	\$1,001,175	\$1,001,175
615-44-755-16024	Sw White Goods Disposal Fees	\$0	\$0	\$0	\$0	\$0	\$0
615-44-755-16025	Sludge Maintenance Fee	\$165,000	\$131,154	\$0	\$1,052	\$0	\$0
615-44-755-16199	Charges for Services - Interfund Transfers	\$10,000	\$19,547	\$1,000	\$398	\$0	\$0
615-44-755-17010	Miscellaneous Revenue	\$10,000	\$10,172	\$5,000	\$28,843	\$55,538	\$55,538
615-44-755-17020	Prior Year Revenue	\$0	\$0	\$0	\$0	\$0	\$0
615-44-755-17250	Judgments, Damages & Settlements	\$0	\$0	\$0	\$0	\$0	\$0
615-44-755-18010	Sale Of Surplus Assets	\$0	\$0	\$0	\$0	\$30,000	\$30,000
615-44-755-18100	Operating Transfers In	\$75,000	\$0	\$75,000	\$0	\$350,000	\$350,000
615-44-755-18150	Long Term Debt Proceeds	\$0	\$0	\$0	\$0	\$0	\$0
	<b>Revenues Total</b>	<b>\$1,997,000</b>	<b>\$2,265,024</b>	<b>\$1,827,000</b>	<b>\$2,118,019</b>	<b>\$1,625,713</b>	<b>\$1,625,713</b>
615-44-755-21100	Salary And Wages	(\$499,984)	(\$516,201)	(\$511,429)	(\$599,993)	(\$552,567)	(\$552,567)
615-44-755-21120	Overtime	(\$10,000)	(\$2,157)	(\$4,000)	(\$1,360)	(\$4,512)	(\$4,512)
615-44-755-21130	Auto Allowance	\$0	\$0	\$0	\$0	\$0	\$0
615-44-755-21410	Holiday Pay	(\$7,000)	(\$8,334)	(\$8,000)	(\$7,376)	(\$8,000)	(\$8,000)
615-44-755-22100	Employee Benefits	(\$61,788)	(\$73,740)	(\$62,908)	(\$59,516)	(\$17,620)	(\$17,620)
615-44-755-22110	Employee Benefits - Health (Medical-Dental-Vision)	(\$126,275)	(\$124,915)	(\$122,348)	(\$125,253)	(\$150,903)	(\$150,903)
615-44-755-22120	Employee Benefits - PERS (ER Portion)	(\$142,485)	(\$74,895)	(\$148,070)	(\$24,801)	(\$159,987)	(\$159,987)
615-44-755-30000	Investment Expense	\$0	\$0	\$0	\$0	\$0	\$0
615-44-755-30120	Uniform Allowance	\$0	\$0	\$0	\$0	\$0	\$0
615-44-755-30122	Uniform/Safety Gear	(\$7,500)	(\$7,624)	(\$7,500)	(\$6,464)	(\$5,000)	(\$5,000)
615-44-755-30270	Administration Expense	\$0	\$0	\$0	\$0	\$0	\$0
615-44-755-30280	Telephone/Communications	(\$5,000)	(\$2,780)	(\$4,687)	(\$2,740)	(\$3,237)	(\$3,237)
615-44-755-30350	Household Expenses	(\$1,300)	(\$709)	(\$1,000)	(\$1,463)	(\$1,100)	(\$1,100)
615-44-755-30500	Workers' Comp Ins Expense	(\$41,194)	(\$41,194)	(\$41,487)	(\$41,487)	(\$67,131)	(\$67,131)
615-44-755-30510	Liability Insurance Expense	(\$110,354)	(\$110,354)	(\$110,354)	(\$197,324)	(\$58,501)	(\$58,501)
615-44-755-31200	Equip Maintenance & Repair	(\$67,500)	(\$102,082)	(\$70,000)	(\$57,954)	(\$70,000)	(\$70,000)
615-44-755-31400	Building/Land Maint & Repair	(\$16,000)	(\$14,406)	(\$5,000)	(\$19,209)	(\$7,000)	(\$7,000)
615-44-755-31700	Membership Fees	(\$6,000)	(\$3,000)	(\$6,000)	(\$6,000)	(\$8,000)	(\$8,000)
615-44-755-32000	Office Expense	(\$10,426)	(\$10,269)	(\$7,000)	(\$11,081)	(\$10,000)	(\$10,000)
615-44-755-32010	TECHNOLOGY EXPENSES	(\$5,134)	(\$5,134)	(\$8,119)	(\$8,119)	(\$12,659)	(\$12,659)
615-44-755-32020	Technology Expense-Software Licenses	(\$35,000)	(\$3,892)	(\$4,300)	(\$3,195)	(\$5,000)	(\$5,000)
615-44-755-32450	Contract Services	(\$440,750)	(\$458,837)	(\$450,000)	(\$370,045)	(\$354,000)	(\$354,000)
615-44-755-32500	Professional & Specialized Ser	(\$250,000)	(\$248,199)	(\$245,000)	(\$139,656)	(\$203,000)	(\$203,000)
615-44-755-32800	Publications & Legal Notices	(\$500)	\$0	(\$500)	(\$652)	(\$500)	(\$500)
615-44-755-32860	Rents & Leases - Other	(\$150)	\$0	(\$150)	\$0	\$0	\$0

Public Works

615-44-755-32950	Rents & Leases - Real Property	(\$25,000)	(\$8,125)	(\$25,000)	(\$8,380)	(\$8,500)	(\$8,500)
615-44-755-33010	Small Tools & Instruments	(\$1,500)	(\$1,307)	(\$1,500)	(\$1,150)	(\$1,500)	(\$1,500)
615-44-755-33120	Special Department Expense	(\$425,000)	(\$426,936)	(\$345,000)	(\$295,850)	(\$365,538)	(\$365,538)
615-44-755-33350	Travel & Training Expense	(\$15,800)	(\$3,907)	(\$8,300)	(\$3,593)	(\$8,300)	(\$8,300)
615-44-755-33351	Vehicle Fuel Costs	(\$51,480)	(\$56,203)	(\$55,000)	(\$79,134)	(\$65,000)	(\$65,000)
615-44-755-33360	Motor Pool Expense	(\$26,000)	(\$30,308)	(\$31,589)	(\$26,535)	(\$46,344)	(\$46,344)
615-44-755-33600	Utilities	(\$3,000)	(\$2,608)	(\$3,000)	(\$3,633)	(\$3,300)	(\$3,300)
615-44-755-33699	Inventory Depleted/Added	\$0	\$1,217	\$0	\$0	\$0	\$0
615-44-755-35200	Bond Expenses	\$0	\$0	\$0	\$0	\$0	\$0
615-44-755-35210	Bond/Loan Interest	(\$62,090)	(\$60,184)	(\$50,662)	(\$50,661)	(\$50,662)	(\$50,662)
615-44-755-35215	Compensated Absences	\$0	\$0	\$0	\$0	\$0	\$0
615-44-755-39000	Depreciation Expense	\$0	(\$48,420)	\$0	\$0	\$0	\$0
615-44-755-52010	Land & Improvements	(\$20,000)	(\$5,987)	\$0	\$0	(\$350,000)	(\$350,000)
615-44-755-53010	Capital Equipment: Vehicles	\$0	\$0	\$0	(\$7,474)	\$0	\$0
615-44-755-53030	Capital Equipment, \$5,000+	\$0	(\$5,273)	\$0	\$0	\$0	\$0
615-44-755-60045	Bond/Loan Principle Repayment	(\$266,400)	\$0	(\$279,100)	(\$279,100)	(\$279,100)	(\$279,100)
615-44-755-60100	Operating Transfers Out	\$0	\$0	\$0	\$0	(\$30,000)	(\$30,000)
615-44-755-72960	A-87 Indirect Costs	(\$261,696)	(\$261,696)	(\$274,781)	(\$215,136)	(\$274,781)	(\$274,781)
615-44-755-91010	Contingency	\$0	\$0	\$0	\$0	\$0	\$0
	<b>Expenses Total</b>	<b>(\$3,002,306)</b>	<b>(\$2,718,458)</b>	<b>(\$2,978,754)</b>	<b>(\$2,654,337)</b>	<b>(\$3,181,742)</b>	<b>(\$3,181,742)</b>
	<b>Use of Fund Balance</b>	<b>(\$1,005,306)</b>	<b>(\$453,434)</b>	<b>(\$1,151,754)</b>	<b>(\$536,318)</b>	<b>(\$1,556,029)</b>	<b>(\$1,556,029)</b>

PW 616-44-755 (Solid Waste Special Revenue Fund)

Account Line Item	Account Name	FY2020-21		FY2021-22		FY2022-23	FY2022-23
		Adopted Budget	FY2020-21 Actual	Adopted Budget	08/18/22 Actual	Requested Budget	Recommended Budget
616-44-755-14010	Interest Income	\$25,000	\$48,974	\$0	\$54,112	\$0	\$0
616-44-755-16020	Solid Waste Parcel Fees	\$800,000	\$828,585	\$825,000	\$815,412	\$825,000	\$825,000
616-44-755-17010	Miscellaneous Revenue	\$0	\$0	\$0	\$0	\$0	\$0
	<b>Revenues Total</b>	<b>\$825,000</b>	<b>\$877,558</b>	<b>\$825,000</b>	<b>\$869,524</b>	<b>\$825,000</b>	<b>\$825,000</b>
616-44-755-33120	Special Department Expense	\$0	\$0	(\$290,000)	\$0	(\$325,000)	(\$325,000)
616-44-755-60051	Landfill Closure Costs	\$0	(\$1,576,072)	\$0	\$0	\$0	\$0
616-44-755-60100	Operating Transfers Out	(\$575,000)	(\$500,000)	(\$535,000)	\$0	(\$500,000)	(\$500,000)
616-44-755-70250	Prior Period Adjustments	\$0	\$0	\$0	\$0	\$0	\$0
	<b>Expenses Total</b>	<b>(\$575,000)</b>	<b>(\$2,076,072)</b>	<b>(\$825,000)</b>	<b>\$0</b>	<b>(\$825,000)</b>	<b>(\$825,000)</b>
	<b>Use of Fund Balance</b>	<b>\$250,000</b>	<b>(\$1,198,514)</b>	<b>\$0</b>	<b>\$869,524</b>	<b>\$0</b>	<b>\$0</b>

PW 617-44-755 (Solid Waste Accelerated Landfill closure)

Account Line Item	Account Name	FY2020-21		FY2021-22		FY2022-23	FY2022-23
		Adopted Budget	FY2020-21 Actual	Adopted Budget	08/18/22 Actual	Requested Budget	Recommended Budget
617-44-755-14010	Interest Income	\$0	\$31,355	\$0	\$31,688	\$0	\$0
617-44-755-18100	Operating Transfers In	\$0	\$0	\$0	\$0	\$0	\$0
617-44-755-18109	Accelerated Landfill Closure Tr	\$500,000	\$500,000	\$500,000	\$0	\$150,000	\$150,000
	<b>Revenues Total</b>	<b>\$500,000</b>	<b>\$531,355</b>	<b>\$500,000</b>	<b>\$31,688</b>	<b>\$150,000</b>	<b>\$150,000</b>
617-44-755-60100	Operating Transfers Out	\$0	\$0	\$0	\$0	\$0	\$0
	<b>Expenses Total</b>	<b>\$0</b>	<b>\$0</b>	<b>\$0</b>	<b>\$0</b>	<b>\$0</b>	<b>\$0</b>
	<b>Contribution to Fund Balance</b>	<b>\$500,000</b>	<b>\$531,355</b>	<b>\$500,000</b>	<b>\$31,688</b>	<b>\$150,000</b>	<b>\$150,000</b>

PW 650-10-723 (Motor Pool)

Account Line Item	Account Name	FY2020-21		FY2021-22		FY2022-23	FY2022-23
		Adopted Budget	FY2020-21 Actual	Adopted Budget	08/18/22 Actual	Requested Budget	Recommended Budget
650-10-723-14010	Interest Income	\$30,000	\$19,006	\$0	\$16,017	\$20,000	\$20,000
650-10-723-15900	Oth: Other Govt Agencies	\$0	\$0	\$236,000	\$181,497	\$50,000	\$50,000
650-10-723-16950	Inter-Fund Revenue	\$464,825	\$447,977	\$405,321	\$542,160	\$1,332,013	\$1,332,013
650-10-723-16959	Inter-Fund Replacement Revenue	\$697,237	\$664,333	\$607,982	\$806,020	\$923,104	\$923,104
650-10-723-17010	Miscellaneous Revenue	\$0	\$0	\$0	\$700	\$95,000	\$95,000
650-10-723-17250	Judgments, Damages & Settlements	\$0	\$19,891	\$0	\$3,631	\$0	\$0
650-10-723-18010	Sale Of Surplus Assets	\$15,250	\$31,445	\$40,000	\$126,417	\$75,000	\$75,000
650-10-723-18100	Operating Transfers In	\$538,000	\$530,617	\$510,222	\$643,304	\$223,000	\$223,000
	<b>Revenues Total</b>	<b>\$1,745,312</b>	<b>\$1,713,269</b>	<b>\$1,799,525</b>	<b>\$2,319,746</b>	<b>\$2,718,117</b>	<b>\$2,718,117</b>
650-10-723-21100	Salary And Wages	(\$280,719)	(\$236,149)	(\$149,807)	(\$289,223)	(\$296,054)	(\$296,054)
650-10-723-21120	Overtime	(\$1,000)	(\$658)	(\$1,000)	(\$374)	(\$1,000)	(\$1,000)
650-10-723-21130	Auto Allowance	\$0	\$0	\$0	\$0	\$0	\$0
650-10-723-21410	Holiday Pay	\$0	\$0	\$0	\$0	\$0	\$0
650-10-723-22100	Employee Benefits	(\$34,551)	(\$31,129)	(\$18,378)	(\$30,086)	(\$12,720)	(\$12,720)



Public Works

650-10-723-22110	Employee Benefits - Health (Medical-Dental-Vision)	(\$62,240)	(\$46,942)	(\$28,598)	(\$44,741)	(\$63,523)	(\$63,523)
650-10-723-22120	Employee Benefits - PERS (ER Portion)	(\$79,999)	(\$113,995)	(\$43,258)	\$165,466	(\$85,718)	(\$85,718)
650-10-723-30120	Uniform Allowance	(\$750)	(\$356)	(\$1,500)	(\$628)	(\$2,500)	(\$2,500)
650-10-723-30270	Administration Expense	\$0	\$0	\$0	\$0	\$0	\$0
650-10-723-30280	Telephone/Communications	(\$1,800)	(\$1,405)	(\$2,571)	(\$1,298)	(\$1,431)	(\$1,431)
650-10-723-30500	Workers' Comp Ins Expense	(\$1,385)	(\$1,385)	(\$5,158)	(\$5,158)	(\$1,309)	(\$1,309)
650-10-723-30510	Liability Insurance Expense	(\$10,511)	(\$10,511)	(\$11,643)	(\$11,643)	(\$15,386)	(\$15,386)
650-10-723-31200	Equip Maintenance & Repair	(\$185,000)	(\$203,605)	(\$185,000)	(\$256,544)	(\$241,000)	(\$241,000)
650-10-723-32000	Office Expense	(\$700)	(\$813)	(\$500)	(\$3,601)	(\$1,500)	(\$1,500)
650-10-723-32010	TECHNOLOGY EXPENSES	(\$2,086)	(\$2,086)	(\$1,258)	\$0	(\$6,475)	(\$6,475)
650-10-723-32020	Technology Expense-Software Licenses	\$0	\$0	(\$8,000)	(\$900)	(\$13,200)	(\$13,200)
650-10-723-32450	Contract Services	(\$3,000)	(\$3,892)	\$0	\$0	\$0	\$0
650-10-723-32500	Professional & Specialized Ser	\$0	\$0	\$0	\$0	\$0	\$0
650-10-723-33010	Small Tools & Instruments	(\$6,000)	(\$2,437)	(\$6,000)	(\$5,890)	(\$8,500)	(\$8,500)
650-10-723-33120	Special Department Expense	(\$12,500)	(\$2,250)	(\$4,500)	(\$10,131)	(\$6,500)	(\$6,500)
650-10-723-33350	Travel & Training Expense	(\$2,500)	(\$59)	(\$2,500)	(\$1,813)	(\$6,500)	(\$6,500)
650-10-723-33351	Vehicle Fuel Costs	(\$1,500)	(\$2,798)	(\$1,600)	(\$4,217)	(\$750,000)	(\$750,000)
650-10-723-33360	Motor Pool Expense	\$0	\$0	\$0	\$0	\$0	\$0
650-10-723-33600	Utilities	(\$9,000)	(\$7,102)	(\$10,500)	(\$5,394)	(\$10,000)	(\$10,000)
650-10-723-39000	Depreciation Expense	\$0	\$0	\$0	\$0	\$0	\$0
650-10-723-39005	Capital Asset Offset	\$0	\$0	\$0	\$0	\$0	\$0
650-10-723-39010	Net Book Retired Assets	\$0	\$0	\$0	\$0	\$0	\$0
650-10-723-53010	Capital Equipment: Vehicles	(\$827,000)	(\$407,159)	(\$1,306,947)	(\$900,671)	(\$1,108,000)	(\$1,108,000)
650-10-723-53020	Capital Equipment, Constructio	(\$605,000)	(\$553,835)	(\$746,222)	(\$441,253)	(\$1,427,000)	(\$1,427,000)
650-10-723-53030	Capital Equipment, \$5,000+	\$0	(\$65,302)	(\$5,000)	(\$3,534)	(\$170,000)	(\$170,000)
650-10-723-60100	Operating Transfers Out	\$0	\$0	\$0	\$0	\$0	\$0
650-10-723-72960	A-87 Indirect Costs	(\$63,250)	(\$63,250)	(\$66,412)	(\$49,558)	(\$66,413)	(\$66,413)
	<b>Expenses Total</b>	<b>(\$2,190,491)</b>	<b>(\$1,757,117)</b>	<b>(\$2,606,352)</b>	<b>(\$1,901,191)</b>	<b>(\$4,294,729)</b>	<b>(\$4,294,729)</b>
	<b>Use of Fund Balance</b>	<b>(\$445,179)</b>	<b>(\$43,848)</b>	<b>(\$806,827)</b>	<b>\$418,555</b>	<b>(\$1,576,612)</b>	<b>(\$1,576,612)</b>

CIP 190-18-725 (CIP)

Account Line Item	Account Name	FY2020-21		FY2021-22		FY2021-22	FY2022-23	FY2022-23
		Adopted Budget	FY2020-21 Actual	Adopted Budget	08/18/22 Actual	Requested Budget	Recommended Budget	
190-18-725-15900	Oth: Other Govt Agencies	\$0	\$0	\$0	\$0	\$121,600	\$121,600	
190-18-725-17010	Miscellaneous Revenue	\$0	\$0	\$0	\$0	\$0	\$0	
190-18-725-17020	Prior Year Revenue	\$0	\$0	\$0	\$0	\$0	\$0	
190-18-725-17050	Donations & Contributions	\$11,000	\$300	\$0	\$200	\$0	\$0	
190-18-725-17180	Courthouse Construction Fund	\$0	\$75,998	\$25,000	\$0	\$180,000	\$180,000	
190-18-725-18100	Operating Transfers In	\$435,000	\$0	\$395,000	\$0	\$2	\$2	
	<b>Revenues Total</b>	<b>\$446,000</b>	<b>\$76,298</b>	<b>\$420,000</b>	<b>\$200</b>	<b>\$301,602</b>	<b>\$301,602</b>	
190-18-725-31400	Building/Land Maint & Repair	\$0	(\$2,187)	\$0	(\$20,918)	\$0	\$0	
190-18-725-52011	Buildings & Improvements	(\$720,000)	(\$180,528)	(\$530,000)	(\$161,377)	(\$332,002)	(\$332,002)	
	<b>Expenses Total</b>	<b>(\$720,000)</b>	<b>(\$182,715)</b>	<b>(\$530,000)</b>	<b>(\$182,295)</b>	<b>(\$332,002)</b>	<b>(\$332,002)</b>	
	<b>Use of Fund Balance</b>	<b>(\$274,000)</b>	<b>(\$106,417)</b>	<b>(\$110,000)</b>	<b>(\$182,095)</b>	<b>(\$30,400)</b>	<b>(\$30,400)</b>	

CIP 191-18-001 (CIP Emergency Communications System)

Account Line Item	Account Name	FY2020-21		FY2021-22		FY2021-22	FY2022-23	FY2022-23
		Adopted Budget	FY2020-21 Actual	Adopted Budget	08/18/22 Actual	Requested Budget	Recommended Budget	
191-18-001-52011	Buildings & Improvements	\$0	\$0	\$0	\$0	\$0	\$0	
191-18-001-53030	Capital Equipment, \$5,000+	\$0	(\$71,846)	\$0	(\$14,619)	(\$91,000)	(\$91,000)	
191-18-001-60100	Operating Transfers Out	(\$150,000)	\$0	\$0	\$0	\$0	\$0	
	<b>Expenses Total</b>	<b>(\$150,000)</b>	<b>(\$71,846)</b>	<b>\$0</b>	<b>(\$14,619)</b>	<b>(\$91,000)</b>	<b>(\$91,000)</b>	
	<b>Use of Fund Balance</b>	<b>(\$150,000)</b>	<b>(\$71,846)</b>	<b>\$0</b>	<b>(\$14,619)</b>	<b>(\$91,000)</b>	<b>(\$91,000)</b>	

CIP 192-22-460 (CIP Criminal Justice Facility)

Account Line Item	Account Name	FY2020-21		FY2021-22		FY2021-22	FY2022-23	FY2022-23
		Adopted Budget	FY2020-21 Actual	Adopted Budget	08/18/22 Actual	Requested Budget	Recommended Budget	
192-22-460-14010	Interest Income	\$0	\$0	\$0	\$0	\$0	\$0	
192-22-460-15415	St: SB844	\$25,000,000	\$0	\$25,000,000	\$0	\$25,000,000	\$25,000,000	
192-22-460-15900	Oth: Other Govt Agencies	\$127,000	\$129,814	\$0	\$0	\$0	\$0	
192-22-460-17040	In-kind Contributions	\$0	\$0	\$0	\$0	\$0	\$0	
192-22-460-18000	Other Financing Sources	\$0	\$0	\$0	\$0	\$0	\$0	
192-22-460-18100	Operating Transfers In	\$707,137	\$707,137	\$0	\$0	\$0	\$0	
192-22-460-18150	Long Term Debt Proceeds	\$0	\$0	\$0	\$6,592,000	\$0	\$0	
	<b>Revenues Total</b>	<b>\$25,834,137</b>	<b>\$836,951</b>	<b>\$25,000,000</b>	<b>\$6,592,000</b>	<b>\$25,000,000</b>	<b>\$25,000,000</b>	

## Public Works

192-22-460-35210	Bond/Loan Interest	\$0	\$0	\$0	\$0	\$0	\$0
192-22-460-53022	Fixed Assets: Buildings	(\$26,494,000)	(\$338,698)	(\$26,404,164)	(\$752,883)	(\$30,937,152)	(\$30,937,152)
192-22-460-60045	Bond/Loan Principle Repayment	\$0	\$0	\$0	\$0	\$0	\$0
	<b>Expenses Total</b>	<b>(\$26,494,000)</b>	<b>(\$338,698)</b>	<b>(\$26,404,164)</b>	<b>(\$752,883)</b>	<b>(\$30,937,152)</b>	<b>(\$30,937,152)</b>
	<b>Use of Fund Balance</b>	<b>(\$659,863)</b>	<b>\$498,252</b>	<b>(\$1,404,164)</b>	<b>\$5,839,117</b>	<b>(\$5,937,152)</b>	<b>(\$5,937,152)</b>

# SHERIFF - CORONER

**Ingrid Braun**  
**County Sheriff**

The Mono County Sheriff's Office is committed to providing the highest level of professional law enforcement services to enhance the quality of life for the citizens and visitors of Mono County

BUDGET AT A GLANCE	
Total Expenditures	(\$13,111,755)
Total Grant/Earned/ Govt Revenues	\$3,879,742
Total Use of Fund Balance	\$157,363
<hr/>	
Total General Fund Contribution	(\$9,074,650)
<hr/>	
Total Funded FTE	61
% funded by General Fund	69%

## DEPARTMENT SERVICES OVERVIEW

**Administration (Office of the County Administrative Officer).** The Sheriff's Office provides law enforcement services for the County, including: Patrol; Jail; 9-1-1 Public Safety Answering Point; Civil Services; Coroner; Emergency Management; Investigative; Search and Rescue; Court Security; and Administrative. The Sheriff's Office is also the Dispatch for the Sheriff's Office, Mammoth Lakes Police Department, Emergency Medical Services, and all Fire Protection Districts. We strive to maintain a high quality of life and a true sense of safety for the people who live, work, and visit Mono County. We patrol over 3,300 square miles of terrain by car, snowmobile, snow-cat, ATV, boat, and foot. We answer all 9-1-1 and non-emergency calls 24-hours a day, dispatching all law enforcement, medical and fire first responders. We patrol our neighborhoods; investigate crimes; comfort victims; arrest violators of the law; enforce traffic laws; protect our courts; serve subpoenas; patrol schools; attend community events; and assist lost and weary travelers. We operate the County Jail, where we house inmates arrested for a variety of crimes, from the most minor offense to the most serious. As the Coroner, we investigate every death that occurs in Mono County.

### CHALLENGES, ISSUES & OPPORTUNITIES

Key challenges for the Sheriff during FY2022-23 include:

- Recruitment and retention, especially at the Correctional positions, is difficult for all law enforcement
- Jail Construction is years behind projected schedule, with costs escalating as time passes
- POST Reimbursement for training continues to improve and increase, allowing for expanded training opportunities
- Current employees are enthusiastic about creating a Recruitment Program

For more information, call (760) 932-7549, or visit [monosheriff.org](http://monosheriff.org)

## REQUESTED BUDGET CHANGES FOR FY2022-23

- Requesting that one "frozen" Deputy position be funded and upgraded to Sergeant
- Requesting funding for technology-based investigative tools
- Requesting funding for Recruitment Team to fill Correctional Deputy vacancies
- Agreed to freeze 2 Correctional Deputy I/II's for 4 months and 2 Deputy Sheriff II's for 6 months

---

## ACCOMPLISHMENTS AND OBJECTIVES

### FY2021-22 Accomplishments

- Obtained legislation converting Public Safety Officers to Correctional Deputies
- Ensured all staff are in compliance with State training mandates
- Trained three employees in background investigations, saving time and money from using outside firm
- Partnered with the Federal Bureau of Investigation to have representation on their Task Force
- Received grant funding to replace damaged patrol boat

### FY2022-24 Strategic Plan Objectives

- Participate as needed in construction of new Jail
- Continue to create safe and healthy communities by maintaining day to day operations of the Sheriff's office

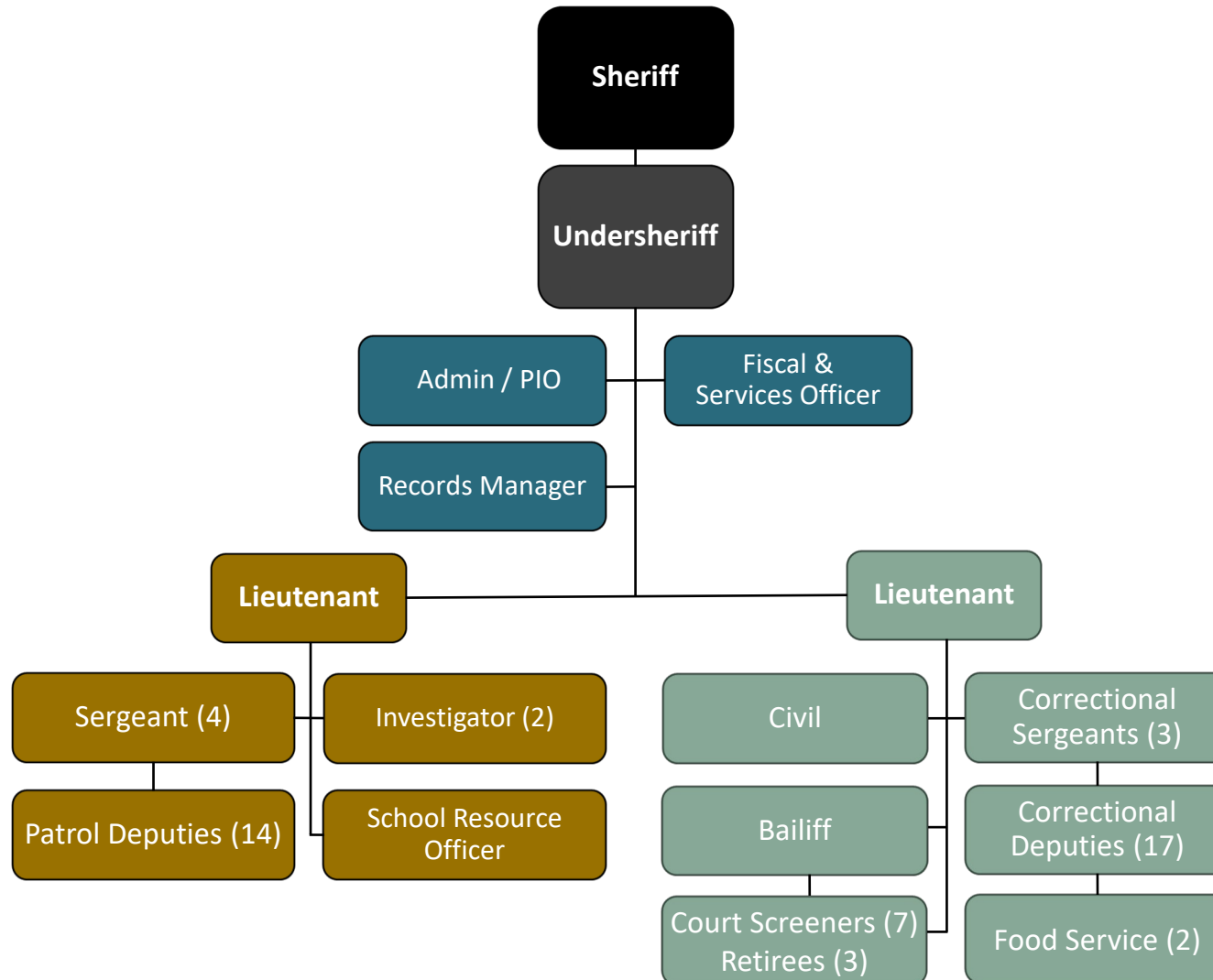
### FY2022-23 Objectives

- Continue progress toward building the Jail
- Partner with Behavioral Health and Emergency Medical Services to implement the Crisis Response Team
- Hire qualified candidates to fill vacant Correctional Deputy positions
- Promote existing Correctional Deputies to Deputy Sheriff
- Seek training opportunities for all staff to meet mandates and to enhance career development



# SHERIFF

## Departmental Organizational Chart



## Sheriff

### SH 100-22-440 (Sheriff)

Account Line Item	Account Name	FY2020-21	FY2020-21	FY2021-22	FY2021-22	FY2022-23	FY2022-23
		Adopted Budget	FY2020-21 Actual	Adopted Budget	08/18/22 Actual	Requested Budget	Recommended Budget
100-22-440-15300	St: Cops	\$125,000	\$156,699	\$125,000	\$161,162	\$150,000	\$150,000
100-22-440-15310	St: Pub Safety-Prop 172 Sales	\$638,437	\$860,778	\$799,875	\$879,200	\$991,687	\$991,687
100-22-440-15330	St: Restitution 10% Rebate/CARPOS Rebate	\$0	\$243	\$0	\$145	\$150	\$150
100-22-440-15350	St: Rural Law Enforce Asst (Ab	\$500,000	\$500,000	\$500,000	\$500,000	\$500,000	\$500,000
100-22-440-15410	St: Off-Hwy Vehicle Grant	\$0	\$0	\$0	\$0	\$0	\$0
100-22-440-15470	St: Sheriff Post Reimbursement	\$1,000	\$44,164	\$32,461	\$10,000	\$30,000	\$30,000
100-22-440-15819	Fed: Misc Fed Grants	\$5,000	\$7,016	\$9,000	\$73	\$5,000	\$5,000
100-22-440-16120	Civil Process Service	\$5,000	\$464	\$5,000	\$4,474	\$5,000	\$5,000
100-22-440-16140	Concealed Weapons Permit Fees	\$2,000	\$2,781	\$2,000	\$2,143	\$2,000	\$2,000
100-22-440-16231	Law Enforce Fed Land Services	\$20,000	\$22,000	\$21,800	\$21,438	\$21,800	\$21,800
100-22-440-17010	Miscellaneous Revenue	\$0	\$6,080	\$0	\$3,409	\$3,000	\$3,000
100-22-440-17012	Property-Evidence Auction Proceeds	\$0	\$2,093	\$0	\$8,498	\$2,000	\$2,000
<b>Revenues Total</b>		<b>\$1,296,437</b>	<b>\$1,602,316</b>	<b>\$1,495,136</b>	<b>\$1,590,541</b>	<b>\$1,710,637</b>	<b>\$1,710,637</b>
100-22-440-21100	Salary And Wages	(\$2,574,338)	(\$2,346,352)	(\$2,570,840)	(\$2,399,602)	(\$2,678,221)	(\$2,678,221)
100-22-440-21120	Overtime	(\$400,000)	(\$530,200)	(\$400,000)	(\$491,426)	(\$400,000)	(\$400,000)
100-22-440-21130	Auto Allowance	\$0	\$0	\$0	\$0	\$0	\$0
100-22-440-21410	Holiday Pay	(\$128,209)	(\$104,094)	(\$130,882)	(\$108,900)	(\$137,236)	(\$137,236)
100-22-440-22100	Employee Benefits	(\$329,302)	(\$370,692)	(\$330,192)	(\$348,197)	(\$141,986)	(\$141,986)
100-22-440-22110	Employee Benefits - Health (Medical-Dental-Vision)	(\$457,988)	(\$429,403)	(\$488,354)	(\$460,551)	(\$494,776)	(\$494,776)
100-22-440-22120	Employee Benefits - PERS (ER Portion)	(\$1,105,194)	(\$971,327)	(\$1,074,078)	(\$998,541)	(\$1,287,092)	(\$1,287,092)
100-22-440-22125	PRST Contribution	\$0	\$0	\$0	\$0	(\$184,570)	(\$184,570)
100-22-440-30120	Uniform Allowance	(\$2,400)	(\$1,630)	(\$3,600)	(\$729)	(\$3,600)	(\$3,600)
100-22-440-30121	Special Uniform Supplies	(\$15,000)	(\$13,926)	(\$30,783)	(\$31,122)	(\$46,800)	(\$46,800)
100-22-440-30280	Telephone/Communications	(\$68,000)	(\$73,757)	(\$69,222)	(\$56,548)	(\$69,519)	(\$69,519)
100-22-440-30500	Workers' Comp Ins Expense	(\$562,490)	(\$562,490)	(\$608,291)	(\$608,291)	(\$614,750)	(\$614,750)
100-22-440-30510	Liability Insurance Expense	(\$188,379)	(\$188,379)	(\$196,424)	(\$196,424)	(\$184,100)	(\$184,100)
100-22-440-31200	Equip Maintenance & Repair	(\$10,000)	(\$15,340)	(\$13,000)	(\$14,783)	(\$35,280)	(\$35,280)
100-22-440-31400	Building/Land Maint & Repair	(\$1,000)	\$0	(\$1,000)	(\$85)	(\$1,000)	(\$1,000)
100-22-440-31700	Membership Fees	(\$5,800)	(\$4,681)	(\$5,800)	(\$4,532)	(\$6,000)	(\$6,000)
100-22-440-32000	Office Expense	(\$16,000)	(\$19,350)	(\$16,000)	(\$19,400)	(\$23,150)	(\$23,150)
100-22-440-32010	TECHNOLOGY EXPENSES	(\$27,368)	(\$25,282)	(\$53,280)	(\$51,025)	(\$71,191)	(\$71,191)
100-22-440-32020	Technology Expense-Software Licenses	(\$55,333)	(\$61,330)	(\$68,394)	(\$70,972)	(\$88,645)	(\$88,645)
100-22-440-32030	Copier Pool	\$0	\$0	\$0	\$0	(\$3,734)	(\$3,734)
100-22-440-32450	Contract Services	\$0	\$0	\$0	\$0	\$0	\$0
100-22-440-32500	Professional & Specialized Ser	(\$50,000)	(\$66,133)	(\$75,700)	(\$74,827)	(\$98,600)	(\$98,600)
100-22-440-32800	Publications & Legal Notices	\$0	\$0	\$0	(\$1,645)	(\$1,600)	(\$1,600)
100-22-440-32950	Rents & Leases - Real Property	\$0	\$0	\$0	\$0	\$0	\$0
100-22-440-33010	Small Tools & Instruments	\$0	\$0	\$0	\$0	\$0	\$0
100-22-440-33100	Education & Training	\$0	\$0	\$0	\$0	\$0	\$0
100-22-440-33120	Special Department Expense	(\$4,000)	(\$9,967)	(\$6,545)	(\$4,165)	(\$4,550)	(\$4,550)
100-22-440-33130	Spec Dept Expense-Ammunition	(\$13,300)	(\$12,763)	(\$24,530)	(\$24,516)	(\$24,530)	(\$24,530)
100-22-440-33132	Spec Dept- Dare Program	(\$1,000)	(\$1,024)	(\$1,000)	(\$1,001)	(\$1,000)	(\$1,000)
100-22-440-33133	Spec Dept Exp-Identity Unit	\$0	\$0	\$0	\$0	\$0	\$0
100-22-440-33138	Spec. Dept. - Investigations	\$0	\$0	\$0	\$0	(\$28,542)	(\$28,542)
100-22-440-33199	Special Dept Expense - Interfund Transfers	\$0	\$0	\$0	\$0	\$0	\$0
100-22-440-33350	Travel & Training Expense	(\$39,500)	(\$53,062)	(\$74,553)	(\$84,336)	(\$115,800)	(\$115,800)
100-22-440-33351	Vehicle Fuel Costs	(\$128,700)	(\$166,717)	(\$158,000)	(\$238,846)	(\$175,000)	(\$175,000)
100-22-440-33360	Motor Pool Expense	(\$494,608)	(\$504,209)	(\$449,069)	(\$519,331)	(\$680,695)	(\$680,695)
100-22-440-33600	Utilities	(\$73,000)	(\$72,648)	(\$73,000)	(\$86,422)	(\$50,000)	(\$50,000)
100-22-440-47010	Contributions To Other Governm	\$0	\$0	\$0	\$0	\$0	\$0
100-22-440-53030	Capital Equipment, \$5,000+	\$0	\$0	(\$15,000)	(\$29,920)	\$0	\$0
100-22-440-60100	Operating Transfers Out	\$0	\$0	\$0	\$0	\$0	\$0
100-22-440-70500	Credit Card Clearing Account	\$0	\$67	\$0	\$0	\$0	\$0
100-22-440-72960	A-87 Indirect Costs	\$0	\$0	\$0	\$0	\$0	\$0
100-22-440-90000	Prior Year GF Allocation	\$0	\$0	\$0	\$0	\$0	\$0
<b>Expenses Total</b>		<b>(\$6,750,909)</b>	<b>(\$6,604,687)</b>	<b>(\$6,937,537)</b>	<b>(\$6,926,137)</b>	<b>(\$7,651,968)</b>	<b>(\$7,651,968)</b>
<b>NET</b>		<b>(\$5,454,472)</b>	<b>(\$5,002,370)</b>	<b>(\$5,442,401)</b>	<b>(\$5,335,596)</b>	<b>(\$5,941,331)</b>	<b>(\$5,941,331)</b>

### SH 100-22-445 (Boating Law Enforcement)

Account Line Item	Account Name	FY2020-21	FY2020-21	FY2021-22	FY2021-22	FY2022-23	FY2022-23
		Adopted Budget	FY2020-21 Actual	Adopted Budget	08/18/22 Actual	Requested Budget	Recommended Budget
100-22-445-15420	St: Boat Safety	\$135,616	\$197,296	\$131,065	\$71,072	\$131,065	\$131,065
100-22-445-15421	St: Boat Grant	\$0	\$0	\$0	\$0	\$0	\$0
100-22-445-15801	Ca Dept Of Boating & Waterways	\$0	\$0	\$0	\$0	\$109,850	\$109,850
<b>Revenues Total</b>		<b>\$135,616</b>	<b>\$197,296</b>	<b>\$131,065</b>	<b>\$71,072</b>	<b>\$240,915</b>	<b>\$240,915</b>

## Sheriff

100-22-445-21100	Salary And Wages	(\$34,104)	(\$51,979)	(\$34,104)	(\$54,969)	(\$27,809)	(\$27,809)
100-22-445-21120	Overtime	(\$58,222)	(\$24,535)	(\$56,065)	(\$28,298)	(\$60,350)	(\$60,350)
100-22-445-21410	Holiday Pay	(\$2,387)	(\$3,195)	(\$2,387)	(\$3,395)	(\$1,724)	(\$1,724)
100-22-445-22100	Employee Benefits	(\$3,964)	(\$6,461)	(\$3,964)	(\$5,561)	(\$2,824)	(\$2,824)
100-22-445-22110	Employee Benefits - Health (Medical-Dental-Vision)	\$0	(\$15,536)	\$0	(\$12,126)	(\$6,712)	(\$6,712)
100-22-445-22120	Employee Benefits - PERS (ER Portion)	\$0	(\$11,043)	\$0	(\$11,151)	(\$6,111)	(\$6,111)
100-22-445-30120	Uniform Allowance	\$0	\$0	\$0	\$0	\$0	\$0
100-22-445-30280	Telephone/Communications	\$0	\$0	\$0	\$0	\$0	\$0
100-22-445-30500	Workers' Comp Ins Expense	(\$1,248)	(\$1,248)	\$0	\$0	(\$1,309)	(\$1,309)
100-22-445-30510	Liability Insurance Expense	(\$1,215)	(\$1,215)	(\$604)	(\$604)	(\$1,113)	(\$1,113)
100-22-445-31200	Equip Maintenance & Repair	(\$8,941)	\$0	(\$8,941)	(\$65)	(\$1,000)	(\$1,000)
100-22-445-32000	Office Expense	(\$100)	\$0	(\$100)	\$0	(\$214)	(\$214)
100-22-445-32010	TECHNOLOGY EXPENSES	\$0	\$0	\$0	\$0	\$0	\$0
100-22-445-32500	Professional & Specialized Ser	\$0	\$0	\$0	\$0	\$0	\$0
100-22-445-32860	Rents & Leases - Other	(\$5,650)	(\$5,400)	(\$5,400)	(\$5,400)	(\$5,400)	(\$5,400)
100-22-445-33120	Special Department Expense	\$0	\$0	\$0	\$0	\$0	\$0
100-22-445-33350	Travel & Training Expense	(\$8,000)	\$0	(\$8,000)	\$0	(\$8,000)	(\$8,000)
100-22-445-33351	Vehicle Fuel Costs	(\$1,485)	(\$3,056)	(\$2,500)	(\$2,959)	(\$2,500)	(\$2,500)
100-22-445-33352	Boat Fuel Costs	(\$2,800)	(\$176)	(\$1,500)	\$0	(\$1,500)	(\$1,500)
100-22-445-33360	Motor Pool Expense	(\$7,000)	(\$6,070)	(\$7,000)	(\$4,257)	(\$4,000)	(\$4,000)
100-22-445-33600	Utilities	(\$500)	(\$203)	(\$500)	(\$210)	(\$500)	(\$500)
100-22-445-53030	Capital Equipment, \$5,000+	\$0	\$0	\$0	\$0	(\$109,850)	(\$109,850)
100-22-445-72960	A-87 Indirect Costs	\$0	\$0	\$0	\$0	\$0	\$0
	<b>Expenses Total</b>	<b>(\$135,616)</b>	<b>(\$130,118)</b>	<b>(\$131,065)</b>	<b>(\$128,994)</b>	<b>(\$240,915)</b>	<b>(\$240,915)</b>
	<b>NET</b>	<b>\$0</b>	<b>\$67,178</b>	<b>\$0</b>	<b>(\$57,921)</b>	<b>\$0</b>	<b>\$0</b>

### SH 100-22-455 (Court Security)

Account Line Item	Account Name	FY2020-21	FY2020-21	FY2021-22	FY2021-22	FY2022-23	FY2022-23
		Adopted Budget	Actual	Adopted Budget	Actual	Requested Budget	Recommended Budget
100-22-455-18100	Operating Transfers In	\$637,940	\$548,181	\$670,023	\$584,117	\$779,291	\$779,291
	<b>Revenues Total</b>	<b>\$637,940</b>	<b>\$548,181</b>	<b>\$670,023</b>	<b>\$584,117</b>	<b>\$779,291</b>	<b>\$779,291</b>
100-22-455-21100	Salary And Wages	(\$410,336)	(\$320,995)	(\$431,912)	(\$339,232)	(\$436,466)	(\$436,466)
100-22-455-21120	Overtime	(\$10,000)	(\$1,325)	(\$20,000)	(\$41,998)	(\$42,000)	(\$42,000)
100-22-455-21130	Auto Allowance	\$0	\$0	\$0	\$0	\$0	\$0
100-22-455-21410	Holiday Pay	(\$7,098)	(\$6,686)	(\$7,274)	(\$6,700)	(\$7,605)	(\$7,605)
100-22-455-22100	Employee Benefits	(\$40,234)	(\$30,635)	(\$44,279)	(\$29,379)	(\$17,388)	(\$17,388)
100-22-455-22110	Employee Benefits - Health (Medical-Dental-Vision)	(\$18,297)	(\$20,471)	(\$33,978)	(\$39,467)	(\$38,323)	(\$38,323)
100-22-455-22120	Employee Benefits - PERS (ER Portion)	(\$86,178)	(\$81,152)	(\$84,980)	(\$83,829)	(\$111,537)	(\$111,537)
100-22-455-22125	PRST Contribution	\$0	\$0	\$0	\$0	(\$32,034)	(\$32,034)
100-22-455-30120	Uniform Allowance	\$0	(\$1,137)	(\$2,000)	(\$1,102)	(\$2,000)	(\$2,000)
100-22-455-30280	Telephone/Communications	\$0	\$0	\$0	\$0	\$0	\$0
100-22-455-30500	Workers' Comp Ins Expense	(\$6,240)	(\$6,240)	(\$7,580)	(\$7,580)	(\$6,020)	(\$6,020)
100-22-455-30510	Liability Insurance Expense	(\$3,113)	(\$3,113)	(\$3,379)	(\$3,379)	(\$2,438)	(\$2,438)
100-22-455-31200	Equip Maintenance & Repair	(\$500)	(\$4,198)	(\$500)	\$0	(\$21,000)	(\$21,000)
100-22-455-32000	Office Expense	\$0	\$0	\$0	\$0	\$0	\$0
100-22-455-32010	TECHNOLOGY EXPENSES	(\$45,296)	(\$46,213)	(\$13,143)	(\$11,043)	(\$20,796)	(\$20,796)
100-22-455-32500	Professional & Specialized Ser	(\$1,000)	\$0	(\$550)	\$0	(\$550)	(\$550)
100-22-455-32800	Publications & Legal Notices	\$0	\$0	\$0	\$0	\$0	\$0
100-22-455-33120	Special Department Expense	\$0	(\$154)	(\$500)	\$0	(\$500)	(\$500)
100-22-455-33350	Travel & Training Expense	(\$1,500)	(\$11,777)	(\$4,100)	(\$6,219)	(\$13,100)	(\$13,100)
100-22-455-33351	Vehicle Fuel Costs	(\$5,148)	(\$3,209)	(\$5,148)	(\$4,567)	(\$4,000)	(\$4,000)
100-22-455-33360	Motor Pool Expense	(\$3,000)	(\$10,885)	(\$10,700)	(\$9,622)	(\$12,000)	(\$12,000)
	<b>Expenses Total</b>	<b>(\$637,940)</b>	<b>(\$548,189)</b>	<b>(\$670,023)</b>	<b>(\$584,117)</b>	<b>(\$767,757)</b>	<b>(\$767,757)</b>
	<b>NET</b>	<b>\$0</b>	<b>(\$8)</b>	<b>\$0</b>	<b>\$0</b>	<b>\$11,534</b>	<b>\$11,534</b>

### SH 100-23-460 (Jail)

Account Line Item	Account Name	FY2020-21	FY2020-21	FY2021-22	FY2021-22	FY2022-23	FY2022-23
		Adopted Budget	Actual	Adopted Budget	Actual	Requested Budget	Recommended Budget
100-23-460-15300	St: Cops	\$5,500	\$5,895	\$5,500	\$6,127	\$5,500	\$5,500
100-23-460-15471	St: Stc Training Reimbursement	\$11,180	\$10,727	\$11,100	\$12,168	\$12,168	\$12,168
100-23-460-15498	St: Misc State Revenue	\$0	\$99,713	\$0	\$0	\$0	\$0
100-23-460-15804	Fed: Scaap Grant - State Crimi	\$0	\$0	\$0	\$0	\$0	\$0
100-23-460-15900	Oth: Other Govt Agencies	\$0	\$0	\$0	\$0	\$0	\$0
100-23-460-16230	Law Enforcement Services	\$405,510	\$405,510	\$400,040	\$400,040	\$438,088	\$438,088
100-23-460-16750	Jail Provided Meals	\$0	\$0	\$0	\$0	\$0	\$0
100-23-460-16760	Inmate-Initiated Medical Visit Fee (\$3 PC 4011.1)	\$0	\$0	\$0	\$0	\$0	\$0
100-23-460-18100	Operating Transfers In	\$0	\$0	\$0	\$4,173	\$0	\$0

## Sheriff

	<i>Revenues Total</i>	\$422,190	\$521,845	\$416,640	\$422,508	\$455,756	\$455,756
100-23-460-21100	Salary And Wages	(\$1,106,020)	(\$1,031,360)	(\$1,221,411)	(\$1,061,145)	(\$1,372,834)	(\$1,372,834)
100-23-460-21120	Overtime	(\$325,000)	(\$297,854)	(\$350,000)	(\$316,651)	(\$350,000)	(\$350,000)
100-23-460-21130	Auto Allowance	\$0	\$0	\$0	\$0	\$0	\$0
100-23-460-21410	Holiday Pay	(\$79,560)	(\$69,120)	(\$81,957)	(\$69,471)	(\$87,237)	(\$87,237)
100-23-460-22100	Employee Benefits	(\$144,053)	(\$119,069)	(\$135,943)	(\$109,770)	(\$57,375)	(\$57,375)
100-23-460-22110	Employee Benefits - Health (Medical-Dental-Vision)	(\$371,897)	(\$326,052)	(\$473,052)	(\$334,180)	(\$430,523)	(\$430,523)
100-23-460-22120	Employee Benefits - PERS (ER Portion)	(\$407,168)	(\$395,513)	(\$554,996)	(\$483,086)	(\$449,706)	(\$449,706)
100-23-460-22125	PRST Contribution	\$0	\$0	\$0	\$0	(\$100,062)	(\$100,062)
100-23-460-30110	Clothing/Personal Supplies	(\$4,000)	(\$2,694)	(\$5,000)	(\$3,567)	(\$5,000)	(\$5,000)
100-23-460-30120	Uniform Allowance	(\$15,000)	(\$11,796)	(\$17,000)	(\$12,753)	(\$17,000)	(\$17,000)
100-23-460-30122	Uniform/Safety Gear	(\$1,500)	(\$2,190)	(\$8,000)	(\$5,711)	(\$9,000)	(\$9,000)
100-23-460-30280	Telephone/Communications	(\$300)	(\$294)	(\$300)	(\$299)	(\$300)	(\$300)
100-23-460-30286	Telephone/Communications-Inmate Welfare	(\$500)	\$0	\$0	\$0	\$0	\$0
100-23-460-30300	Food Expenses	(\$194,200)	(\$145,415)	(\$194,200)	(\$151,900)	(\$194,200)	(\$194,200)
100-23-460-30350	Household Expenses	(\$3,000)	(\$9,087)	(\$6,000)	(\$7,459)	(\$6,000)	(\$6,000)
100-23-460-30500	Workers' Comp Ins Expense	(\$82,790)	(\$82,790)	(\$42,637)	(\$42,637)	(\$33,723)	(\$33,723)
100-23-460-30510	Liability Insurance Expense	(\$21,094)	(\$21,094)	(\$19,379)	(\$19,379)	(\$20,575)	(\$20,575)
100-23-460-31200	Equip Maintenance & Repair	(\$4,000)	(\$21,947)	(\$16,000)	(\$20,978)	(\$50,500)	(\$50,500)
100-23-460-31206	Equip Maintenance & Repair-Inmate Welfare	(\$500)	\$0	\$0	\$0	\$0	\$0
100-23-460-31400	Building/Land Maint & Repair	(\$1,000)	(\$174)	(\$1,000)	(\$127)	(\$1,000)	(\$1,000)
100-23-460-31406	Building/Land Maint & Repair-Inmate Welfare	(\$200)	\$0	\$0	\$0	\$0	\$0
100-23-460-31530	Medical/Dental & Lab Supplies	(\$100,000)	(\$73,511)	(\$100,000)	(\$27,355)	(\$100,000)	(\$100,000)
100-23-460-31700	Membership Fees	\$0	\$0	(\$500)	(\$479)	(\$800)	(\$800)
100-23-460-32000	Office Expense	(\$12,000)	(\$8,596)	(\$12,000)	(\$11,225)	(\$20,000)	(\$20,000)
100-23-460-32010	TECHNOLOGY EXPENSES	(\$26,318)	(\$28,253)	(\$30,806)	(\$36,238)	(\$43,474)	(\$43,474)
100-23-460-32020	Technology Expense-Software Licenses	\$0	(\$2,703)	\$0	\$0	(\$3,700)	(\$3,700)
100-23-460-32030	Copier Pool	\$0	\$0	\$0	\$0	(\$2,900)	(\$2,900)
100-23-460-32500	Professional & Specialized Ser	(\$10,000)	(\$26,514)	(\$6,100)	(\$1,420)	(\$6,100)	(\$6,100)
100-23-460-32501	Inmate Transportation Services	\$0	\$0	\$0	\$0	\$0	\$0
100-23-460-32502	Critical Incident Stress Servi	\$0	\$0	\$0	\$0	\$0	\$0
100-23-460-32506	Professional & Specialized Ser-Inmate Welfare	(\$500)	\$0	\$0	(\$45)	\$0	\$0
100-23-460-33010	Small Tools & Instruments	\$0	\$0	\$0	\$0	\$0	\$0
100-23-460-33016	Small Tools & Instruments-Inmate Welfare	(\$200)	\$0	\$0	\$0	\$0	\$0
100-23-460-33100	Education & Training	\$0	\$0	\$0	\$0	\$0	\$0
100-23-460-33120	Special Department Expense	(\$1,400)	(\$3,933)	(\$1,400)	(\$1,600)	(\$2,600)	(\$2,600)
100-23-460-33126	Spec Dept-Inmate Welfare	(\$500)	\$0	\$0	\$0	\$0	\$0
100-23-460-33130	Spec Dept Expense-Ammunition	\$0	\$0	(\$4,680)	(\$4,596)	(\$4,680)	(\$4,680)
100-23-460-33350	Travel & Training Expense	(\$46,300)	(\$55,861)	(\$68,700)	(\$33,466)	(\$81,100)	(\$81,100)
100-23-460-33351	Vehicle Fuel Costs	\$0	(\$101)	\$0	\$0	(\$25,000)	(\$25,000)
100-23-460-33360	Motor Pool Expense	\$0	\$0	\$0	\$0	(\$20,355)	(\$20,355)
100-23-460-33400	Inmate Travel	\$0	\$0	\$0	\$0	\$0	\$0
100-23-460-33600	Utilities	\$0	\$0	\$0	\$0	(\$54,000)	(\$54,000)
	<b>Expenses Total</b>	<b>(\$2,959,000)</b>	<b>(\$2,735,921)</b>	<b>(\$3,351,061)</b>	<b>(\$2,755,537)</b>	<b>(\$3,549,743)</b>	<b>(\$3,549,743)</b>
	<b>NET</b>	<b>(\$2,536,810)</b>	<b>(\$2,214,076)</b>	<b>(\$2,934,421)</b>	<b>(\$2,333,029)</b>	<b>(\$3,093,987)</b>	<b>(\$3,093,987)</b>

### SH 100-27-450 (Search and Rescue)

		<i>FY2020-21</i>		<i>FY2021-22</i>	<i>FY2021-22</i>	<i>FY2022-23</i>	<i>FY2022-23</i>
<i>Account Line Item</i>	<i>Account Name</i>	<i>Adopted</i>	<i>FY2020-21</i>	<i>Adopted</i>	<i>08/18/22</i>	<i>Requested</i>	<i>Recommended</i>
		<i>Budget</i>	<i>Actual</i>	<i>Budget</i>	<i>Actual</i>	<i>Budget</i>	<i>Budget</i>
100-27-450-30280	Telephone/Communications	(\$5,000)	(\$5,443)	(\$6,000)	(\$5,513)	(\$6,000)	(\$6,000)
100-27-450-30300	Food Expenses	(\$3,975)	(\$1,199)	(\$3,475)	(\$1,602)	(\$3,475)	(\$3,475)
100-27-450-31200	Equip Maintenance & Repair	(\$4,500)	(\$4,193)	(\$4,000)	(\$2,022)	(\$4,000)	(\$4,000)
100-27-450-31400	Building/Land Maint & Repair	\$0	\$0	\$0	\$0	\$0	\$0
100-27-450-32950	Rents & Leases - Real Property	\$0	\$0	\$0	\$0	\$0	\$0
100-27-450-33120	Special Department Expense	(\$5,000)	(\$1,975)	(\$5,000)	(\$2,258)	(\$3,000)	(\$3,000)
100-27-450-33350	Travel & Training Expense	(\$3,700)	(\$1,080)	(\$4,700)	(\$9,838)	(\$10,000)	(\$10,000)
100-27-450-33351	Vehicle Fuel Costs	(\$6,157)	(\$2,128)	(\$5,157)	(\$1,744)	(\$5,157)	(\$5,157)
100-27-450-33360	Motor Pool Expense	(\$11,000)	(\$3,889)	(\$11,000)	(\$4,499)	(\$7,700)	(\$7,700)
100-27-450-53030	Capital Equipment, \$5,000+	\$0	\$0	\$0	\$0	\$0	\$0
100-27-450-60100	Operating Transfers Out	\$0	\$0	\$0	\$0	\$0	\$0
100-27-450-72960	A-87 Indirect Costs	\$0	\$0	\$0	\$0	\$0	\$0
100-27-450-90000	Prior Year GF Allocation	\$0	\$0	\$0	\$0	\$0	\$0
	<b>Expenses Total</b>	<b>(\$39,332)</b>	<b>(\$19,908)</b>	<b>(\$39,332)</b>	<b>(\$27,476)</b>	<b>(\$39,332)</b>	<b>(\$39,332)</b>
	<b>NET</b>	<b>(\$39,332)</b>	<b>(\$19,908)</b>	<b>(\$39,332)</b>	<b>(\$27,476)</b>	<b>(\$39,332)</b>	<b>(\$39,332)</b>

### SH 140-22-440 (CalAIM PATH)

		<i>FY2020-21</i>		<i>FY2021-22</i>	<i>FY2021-22</i>	<i>FY2022-23</i>	<i>FY2022-23</i>
<i>Account Line Item</i>	<i>Account Name</i>	<i>Adopted</i>	<i>FY2020-21</i>	<i>Adopted</i>	<i>08/18/22</i>	<i>Requested</i>	<i>Recommended</i>
		<i>Budget</i>	<i>Actual</i>	<i>Budget</i>	<i>Actual</i>	<i>Budget</i>	<i>Budget</i>



## Sheriff

140-22-440-14010	Interest Income	\$0	\$1	\$0	\$1	\$0	\$0
140-22-440-15495	St: CalAIM PATH grant	\$0	\$0	\$0	\$0	\$50,000	\$50,000
140-22-440-17010	Miscellaneous Revenue	\$0	\$0	\$0	\$0	\$0	\$0
<b>Revenues Total</b>		<b>\$0</b>	<b>\$1</b>	<b>\$0</b>	<b>\$1</b>	<b>\$50,000</b>	<b>\$50,000</b>
140-22-440-20010	Expenditures	\$0	\$0	\$0	(\$102)	\$0	\$0
140-22-440-60100	Operating Transfers Out	\$0	\$0	\$0	\$0	(\$50,000)	(\$50,000)
<b>Expenses Total</b>		<b>\$0</b>	<b>\$0</b>	<b>\$0</b>	<b>(\$102)</b>	<b>(\$50,000)</b>	<b>(\$50,000)</b>
<b>Use of Fund Balance</b>		<b>\$0</b>	<b>\$1</b>	<b>\$0</b>	<b>(\$101)</b>	<b>\$0</b>	<b>\$0</b>

### SH 145-22-440 (Off Highway Vehicle Fund)

<i>Account Line Item</i>	<i>Account Name</i>	<i>FY2020-21</i>		<i>FY2021-22</i>	<i>FY2021-22</i>	<i>FY2022-23</i>	<i>FY2022-23</i>
		<i>Adopted Budget</i>	<i>FY2020-21 Actual</i>	<i>Adopted Budget</i>	<i>08/18/22 Actual</i>	<i>Requested Budget</i>	<i>Recommended Budget</i>
145-22-440-12030	Off-Hwy Vehicle License Fees	\$16,231	\$17,766	\$16,340	\$15,547	\$16,340	\$16,340
145-22-440-14010	Interest Income	\$0	\$490	\$0	\$506	\$0	\$0
145-22-440-15410	St: Off-Hwy Vehicle Grant	\$48,323	\$26,416	\$42,105	\$34,710	\$33,175	\$33,175
145-22-440-18010	Sale Of Surplus Assets	\$0	\$0	\$0	\$0	\$0	\$0
145-22-440-18100	Operating Transfers In	\$0	\$0	\$0	\$0	\$0	\$0
<b>Revenues Total</b>		<b>\$64,554</b>	<b>\$44,671</b>	<b>\$58,445</b>	<b>\$50,762</b>	<b>\$49,515</b>	<b>\$49,515</b>
145-22-440-21100	Salary And Wages	\$0	\$0	\$0	(\$11,170)	\$0	\$0
145-22-440-21120	Overtime	(\$50,820)	(\$10,894)	(\$34,005)	(\$14,821)	(\$37,626)	(\$37,626)
145-22-440-21410	Holiday Pay	\$0	\$0	\$0	(\$680)	\$0	\$0
145-22-440-22100	Employee Benefits	(\$511)	\$0	(\$511)	(\$1,522)	\$0	\$0
145-22-440-22110	Employee Benefits - Health (Medical-Dental-Vision)	\$0	\$0	\$0	(\$2,148)	\$0	\$0
145-22-440-22120	Employee Benefits - PERS (ER Portion)	\$0	\$0	\$0	(\$2,090)	\$0	\$0
145-22-440-31200	Equip Maintenance & Repair	(\$5,734)	(\$4,270)	(\$700)	(\$4,512)	(\$5,000)	(\$5,000)
145-22-440-32950	Rents & Leases - Real Property	(\$5,400)	(\$5,400)	(\$5,400)	(\$5,400)	(\$5,400)	(\$5,400)
145-22-440-33351	Vehicle Fuel Costs	(\$1,089)	(\$123)	(\$745)	(\$501)	(\$745)	(\$745)
145-22-440-33360	Motor Pool Expense	(\$1,000)	\$0	(\$744)	\$0	(\$744)	(\$744)
145-22-440-33600	Utilities	\$0	\$0	\$0	\$0	\$0	\$0
145-22-440-53030	Capital Equipment, \$5,000+	\$0	\$0	\$0	\$0	\$0	\$0
145-22-440-60100	Operating Transfers Out	\$0	\$0	\$0	\$0	\$0	\$0
<b>Expenses Total</b>		<b>(\$64,554)</b>	<b>(\$20,687)</b>	<b>(\$42,105)</b>	<b>(\$42,844)</b>	<b>(\$49,515)</b>	<b>(\$49,515)</b>
<b>Use of Fund Balance</b>		<b>\$0</b>	<b>\$23,985</b>	<b>\$16,340</b>	<b>\$7,918</b>	<b>\$0</b>	<b>\$0</b>

### SH 146-22-455 (Court Security 2011 Realignment)

<i>Account Line Item</i>	<i>Account Name</i>	<i>FY2020-21</i>		<i>FY2021-22</i>	<i>FY2021-22</i>	<i>FY2022-23</i>	<i>FY2022-23</i>
		<i>Adopted Budget</i>	<i>FY2020-21 Actual</i>	<i>Adopted Budget</i>	<i>08/18/22 Actual</i>	<i>Requested Budget</i>	<i>Recommended Budget</i>
146-22-455-14010	Interest Income	\$0	\$10,604	\$0	\$10,041	\$0	\$0
146-22-455-15437	Realignment Backfill Support	\$0	\$33,748	\$0	\$0	\$0	\$0
146-22-455-15443	St: 2011 Realignment	\$452,084	\$583,372	\$539,425	\$593,173	\$606,128	\$606,128
146-22-455-18100	Operating Transfers In	\$0	\$0	\$0	\$0	\$0	\$0
<b>Revenues Total</b>		<b>\$452,084</b>	<b>\$627,724</b>	<b>\$539,425</b>	<b>\$603,214</b>	<b>\$606,128</b>	<b>\$606,128</b>
146-22-455-60100	Operating Transfers Out	(\$702,940)	(\$612,235)	(\$670,023)	(\$657,714)	(\$779,291)	(\$779,291)
<b>Expenses Total</b>		<b>(\$702,940)</b>	<b>(\$612,235)</b>	<b>(\$670,023)</b>	<b>(\$657,714)</b>	<b>(\$779,291)</b>	<b>(\$779,291)</b>
<b>Use of Fund Balance</b>		<b>(\$250,856)</b>	<b>\$15,489</b>	<b>(\$130,598)</b>	<b>(\$54,500)</b>	<b>(\$173,163)</b>	<b>(\$173,163)</b>

### SH 147-23-460 (Medicated Assisted Treatment)

<i>Account Line Item</i>	<i>Account Name</i>	<i>FY2020-21</i>		<i>FY2021-22</i>	<i>FY2021-22</i>	<i>FY2022-23</i>	<i>FY2022-23</i>
		<i>Adopted Budget</i>	<i>FY2020-21 Actual</i>	<i>Adopted Budget</i>	<i>08/18/22 Actual</i>	<i>Requested Budget</i>	<i>Recommended Budget</i>
147-23-460-14010	Interest Income	\$700	\$389	\$0	\$183	\$0	\$0
147-23-460-15807	Medication-Assisted Treatment (MAT) Grant (SAMHSA)	\$0	\$0	\$50,000	\$50,000	\$0	\$0
<b>Revenues Total</b>		<b>\$700</b>	<b>\$389</b>	<b>\$50,000</b>	<b>\$50,183</b>	<b>\$0</b>	<b>\$0</b>
147-23-460-21100	Salary And Wages	(\$16,925)	\$0	\$0	\$0	\$0	\$0
147-23-460-32500	Professional & Specialized Ser	(\$35,000)	\$0	\$0	\$0	\$0	\$0
147-23-460-33350	Travel & Training Expense	(\$40,000)	\$0	\$0	\$0	\$0	\$0
147-23-460-60100	Operating Transfers Out	\$0	(\$44,725)	(\$50,000)	(\$34,320)	(\$15,800)	(\$15,800)
<b>Expenses Total</b>		<b>(\$90,525)</b>	<b>(\$43,948)</b>	<b>\$50,000</b>	<b>\$66,045</b>	<b>(\$15,800)</b>	<b>(\$15,800)</b>
<b>Use of Fund Balance</b>		<b>(\$89,825)</b>	<b>(\$43,559)</b>	<b>\$100,000</b>	<b>\$116,228</b>	<b>(\$15,800)</b>	<b>(\$15,800)</b>

### SH 720-23-000 (Inmate Welfare Trust)

## Sheriff

<i>Account Line Item</i>	<i>Account Name</i>	<i>FY2020-21</i>	<i>FY2020-21</i>	<i>FY2021-22</i>	<i>FY2021-22</i>	<i>FY2022-23</i>	<i>FY2022-23</i>
		<i>Adopted Budget</i>	<i>Actual</i>	<i>Adopted Budget</i>	<i>08/18/22 Actual</i>	<i>Requested Budget</i>	<i>Recommended Budget</i>
720-23-000-17010	Miscellaneous Revenue	\$18,300	\$27,641	\$32,500	\$676	\$37,500	\$37,500
	<b>Revenues Total</b>	<b>\$18,300</b>	<b>\$27,641</b>	<b>\$32,500</b>	<b>\$676</b>	<b>\$37,500</b>	<b>\$37,500</b>
720-23-000-20010	Expenditures	(\$18,300)	(\$31,815)	\$0	(\$45)	\$0	\$0
720-23-000-60100	Operating Transfers Out	(\$78,000)	(\$71,563)	\$0	\$0	\$0	\$0
720-23-460-20010	Expenditures	\$0	\$0	(\$53,000)	(\$16,503)	(\$18,000)	(\$18,000)
720-23-460-30286	Telephone/Communications-Inmate Welfare	\$0	\$0	\$0	(\$2,852)	(\$3,000)	(\$3,000)
720-23-460-31206	Equip Maintenance & Repair-Inmate Welfare	\$0	\$0	\$0	(\$406)	(\$500)	(\$500)
720-23-460-31406	Building/Land Maint & Repair-Inmate Welfare	\$0	\$0	\$0	\$0	(\$200)	(\$200)
720-23-460-32506	Professional & Specialized Ser-Inmate Welfare	\$0	\$0	\$0	(\$254)	(\$500)	(\$500)
720-23-460-33016	Small Tools & Instruments-Inmate Welfare	\$0	\$0	\$0	(\$95)	(\$300)	(\$300)
720-23-460-33126	Spec Dept-Inmate Welfare	\$0	\$0	\$0	(\$13,799)	(\$15,000)	(\$15,000)
720-23-460-53030	Capital Equipment, \$5,000+	\$0	\$0	\$0	(\$17,117)	\$0	\$0
	<b>Expenses Total</b>	<b>(\$96,300)</b>	<b>(\$103,378)</b>	<b>(\$53,000)</b>	<b>(\$51,072)</b>	<b>(\$37,500)</b>	<b>(\$37,500)</b>
	<b>Use of Fund Balance</b>	<b>(\$78,000)</b>	<b>(\$75,737)</b>	<b>(\$20,500)</b>	<b>(\$50,396)</b>	<b>\$0</b>	<b>\$0</b>

# SOCIAL SERVICES

**Kathryn Peterson**  
**Social Services Director**

To deliver quality services that are accessible and responsive to the community, strengthen individuals, preserve families, and protect vulnerable adults and children.

BUDGET AT A GLANCE	
Total Expenditures	(\$9,001,235)
Total Grant/Earned/ Govt Revenues	\$7,825,802
Total Use of Fund Balance	\$722,434
<hr/>	
Total General Fund Contribution	(\$452,999)
Total Staff	34
% funded by General Fund	6%

## DEPARTMENT SERVICES OVERVIEW

**Social Services Department.** Governed primarily by Federal and State mandates, the Department of Social Services provides services and programs critical to delivering a countywide system of health, security, and safety for vulnerable County residents. Operation of Social Services programs is funded by a combination of federal and state revenues, Social Services realignment funds, miscellaneous revenues, and a required County General Fund contribution. The Department provides services under three main service areas: Health (Health Coverage and Food Assistance); Security (Financial Assistance and Workforce Services); and Safety (Child Welfare Services, Adult Protective Services, In-Home Supportive Services). In addition, the department manages the Mono County Senior Services Program, serves as the Probate Conservator, and operates county-wide emergency shelters. Department offices are in Mammoth Lakes, Bridgeport, and Walker. The Department also operates the Antelope Valley Senior Center in Walker. Providing excellent customer service while ensuring compliance with State and Federal program mandates for providing social services is a primary focus of the Department. Regulations specify the types of services; amounts of assistance benefits; time frames for delivery of services and/or benefits; accuracy levels that must be maintained in administering programs; and Statewide statistical measurements for tracking performance. The mandates, laws, and regulations governing programs administered by the department are subject to frequent changes due to Federal and State legislative and government agency action; funding reductions and increases; and sometime court rulings. These changes present many challenges and often require major changes in the service environment. The Social Services Department is dedicated to meeting these challenges and responding proactively and positively to the ever-changing public service landscape. We are proud of our record this past year in providing safety net services that help our community be safe, supported, and self-sufficient while complying with required program mandates.

For more information, call (760) 924-1770, or visit <https://monocounty.ca.gov/social-services>

## REQUESTED BUDGET CHANGES FOR FY2022-23

- The Department opted into the following funding opportunities to implement new programs:
- Three separate housing and homelessness prevention funding allocations, totaling \$750,000, made available through the California Department of Social Services Housing and Homelessness Branch. All three allocations are state-funded, locally administered programs in which participating counties and their partners provide housing-related supports to eligible individuals and families.
- \$375,000 Family First Prevention Services Act (FFPSA) Block Grant; and \$100,000 FFPSA Transition funds aimed at reducing the risk of children being placed into foster care.
- \$129,000 allocation to enhance existing child welfare social workers ability to provide Emergency Response

services.

- The Department requests the following two workforce changes: 1) increase the number of Eligibility Specialist (ES) staff by one new ES Trainee/I/II. ES staff manage between 400-500 public benefit cases each. Increasing workforce capacity will allow the team to manage caseloads and continuity of business processes more efficiently and effectively. 2) create an At-Will Child and Adult Manager job classification and promote the current Program Manager (PM) to an At-Will Child and Adult Manager. The PM for Child and Adult Services position has grown in scope and complexity since inception in 2014, and now requires the incumbent to manage several complex program areas within the Department including a master's level Social Worker Supervisor II for Child Welfare, and master's level Social Worker Supervisor II for Adult Services for APS, IHSS, Conservatorship/Public Guardian Services, and Resource Family Approval.

## ACCOMPLISHMENTS AND OBJECTIVES

### FY2021-22 Accomplishments

- Approximately 1 out of every 4 Mono County residents received aid from one or more of DSS's public assistance programs at some point during the year. Assisted over 1,010 individuals in supplementing their diets through CalFresh benefits. Helped over 4,532 individuals receive healthcare through Medi-Cal benefits, 1,413 of whom were children under 18.
- Received and evaluated 144 allegations of child abuse and neglect through April 2022, of which approximately 50% were either investigated or responded to through outreach/referral. Responded timely 100% of the time (statewide goal is 90%) through March 2022 (April data still being entered). Complied 100% of the time with required face-to-face contacts with CPS clients.
- Fielded approximately 38 allegations of elder/dependent adult abuse and neglect through April 2022, of which approximately 85% were either investigated or responded to through outreach/referral. Responded timely for 100% of all reports. Complied 100% with required face-to-face contacts with APS clients.
- On track for achieving a 95% percent state compliance rate for conducting timely reassessment of In-Home Supportive Services (IHSS) clients this fiscal year. For the first 3 quarters of this fiscal year, Mono County had a 100% compliance rate for timeliness with a #1 ranking in the State.
- Implemented the Home Safe Program which supports the safety and housing stability of individuals involved in Adult Protective Services (APS) by providing direct housing-related assistance, and the Bringing Families Home Program which provides direct housing supports to families involved in the child welfare system.
- Provided over 12,000 meals to seniors throughout the county, mostly through home delivery.
- Completed migration to the California Statewide Automated Welfare System (CalSAWS), an integrated, user-friendly eligibility and case management system that supports key public assistance programs on a cloud-hosted architecture.
- Advocated for the interests of small population counties at the Chair and Executive Committee levels via California Welfare Director's Association (CWDA), NACo Human Services and Education Subcommittee, and National Association of County Human Services Administrators (NACHSA).

### FY2022-24 Strategic Plan Objectives

- Develop a comprehensive report to the Board that identifies current and potential future programs and policies that will enhance the quality of life for all in Mono County

### FY2022-23 Objectives

- The Department has implemented several new programs/funding opportunities intended to enhance the quality of life for Mono County's children and aging populations, specifically. Two new housing resources became available to the Department during the 2021-22 fiscal year and will continue into the 2022-23 fiscal year. First is the Home Safe Program which allocates \$250,00 to Mono County to provide direct housing supports to elders involved with Adult Protective Services. Second is the Bringing Families Home (BFH) program which allocates \$250,000 to the County to provide direct housing supports to families involved in

the child welfare system. Also on the child welfare side, the Department, in partnership with Mono County Probation and with support from Mono County Behavioral Health, “opted-in” to a \$375,000 block grant which will support Mono County with implementation of Part I of the Family First Prevention Services Act (FFPSA). FFPSA is federal legislation that allows child welfare and probation to draw down Title IVE foster care dollars for prevention (rather than out-of-home placement) to reduce the risk of children being placed into foster care.

- Finally, with respect to internal workforce development, the Department accepted a \$129,000 allocation, appropriated by the State Budget Act of 2021 to enhance child welfare Emergency Response (ER) services. The Department chose to use those funds to create a “Rural County ER Stipend” for Social Workers and Supervisors responsible for investigating reports of suspected child abuse. The stipend is a strategy to recognize the unique demands of rural Social Worker staff who are expected to acquire a wider breadth of expertise, such as ER investigation, than their counterparts in more urban communities where staff specialize in specific areas of practice. The stipend is intended to promote job retention and incentivize future recruitment of rural social workers to Mono County. It will impact 6 positions in the Department and will augment those salaries by 5%.

#### **Adult Services:**

- The Home Safe Program will allow Adult Protective Services (APS) social workers to connect elderly clients in Mono County with concrete, tangible housing supports (including rental assistance) to decrease homelessness and housing insecurity for the elderly population. For adults that suffer from self-neglect, these types of supports will result in improved safety for approximately 10-20 eligible seniors and reduce the risk of harm occurring in the home.
- The Department is slated to assume a new function, Public Administrator, to provide an important service to the community by managing the disposition of deceased estates for persons without a will at the time of death and without an appropriate/willing person to act as an administrator. This role will serve the estates of the conservatees for whom the Department is already responsible for under its role as Public Guardian, along with others who require this service.
- Tri-Valley Senior Services: Enhance the quality of life for seniors in the Tri-Valley area by expanding and reclassifying the job of the Senior Site Coordinator (reclassified to a Social Services Aide, effective April 2022) from 16 hours per week to 34 hours per week. This increased capacity to provide supports to seniors includes the following objectives:
  - Increase from 2 to 3 days of meal delivery for Meals on Wheels which will increase hot meal deliveries by one day and will increase the amount of contact time the Social Services Aide has with seniors.
  - Social Support: Aide will have more time to identify and meet the social needs of seniors, which has a positive impact on mental health and prevention of isolation.
  - Transportation: Aide will have more time to provide transportation to and from medical appointments or other activities of daily living
  - Partnership with Public Health Nurse (PHN): Aide will join with Mono County PHN to screen seniors for health issues, offer vaccinations, and provide important health outreach
- Antelope Valley Senior Services:
  - With Public Health, provide seniors with monthly screenings, information, and connections to services related to medical needs.
  - Partner with Northern Mono County Hospice to identify, provide initial Hospice assessments, and visit families of seniors in need of this program.

#### **Child Welfare:**

- Enhance the quality of services for youth and families involved with the child welfare system through the Mono County Children’s System of Care (CSOC), which the Department created during the 2021-22 FY in partnership with other child-serving agencies, per AB 2083. The CSOC improves the lives of children and families by improving the coordination and communication between child-serving agencies, identifying community needs and gaps, developing strategies to fill those gaps, and integrating funding opportunities where possible to enhance the array of services to families.
- Complete a comprehensive Community Self-Assessment (CSA), required every 5 years under the California

Child and Family Services Review (C-CFSR) process, which will assess the effectiveness of Mono County's array of child welfare services by looking at data, getting input from stakeholders, and getting input from peer counties through case reviews. The CSA will inform the development of system improvement plan goals for the 2023-2028 C-CFSR cycle.

- "Children's Summit" (July 2012): In partnership with County leadership and other child-serving agencies, the Department is involved in the planning for this event which will bring together community leaders and stakeholders to look at child well-being indicators for youth in Mono County and develop a "data dashboard" that will be updated into the future to track various measures of child welfare in Mono County.
- Housing: The Bringing Families Home (BFH) program begun to provide direct housing supports to families involved in the child welfare system during the 2021-22 Fiscal Year and will continue into the 2022-23 FY. Housing stability is often one of the most challenging issues that parents face in Mono County when trying to provide safety and security for children. BFH will reduce the negative impact of housing insecurity for the highest risk youth in Mono County. The Department anticipates serving anywhere from 5-15 eligible families in 2022-23.

**Public Benefits/Eligibility:**

- When the federal government lifts the public health emergency designation and the county resumes routine operations, ensure that renewals of eligibility and transitions between coverage programs occur in a manner that minimizes beneficiary burden and promotes continuity of coverage. The continuous coverage requirement has ensured that individuals enrolled in MediCal throughout the pandemic are not at risk of losing coverage. However, unwinding this provision will require individuals to complete renewals necessary to redetermine their eligibility to remain in the program. The Department remains focused on ensuring that eligible individuals do not lose coverage when it is time for their renewal.
- Implement the California CalWORKs Outcomes and Accountability Review (Cal-OAR) data-driven program management system. The purpose of Cal-OAR is to facilitate continuous improvement of county CalWORKs programs by collecting, analyzing, and disseminating outcomes and best practices. Components include conducting Cal-OAR Customer Satisfaction Surveys for CW and WTW; preparing a County Self-Assessment and developing a System Improvement Plan, all of which should result in better outcomes for CalWORKs consumers.

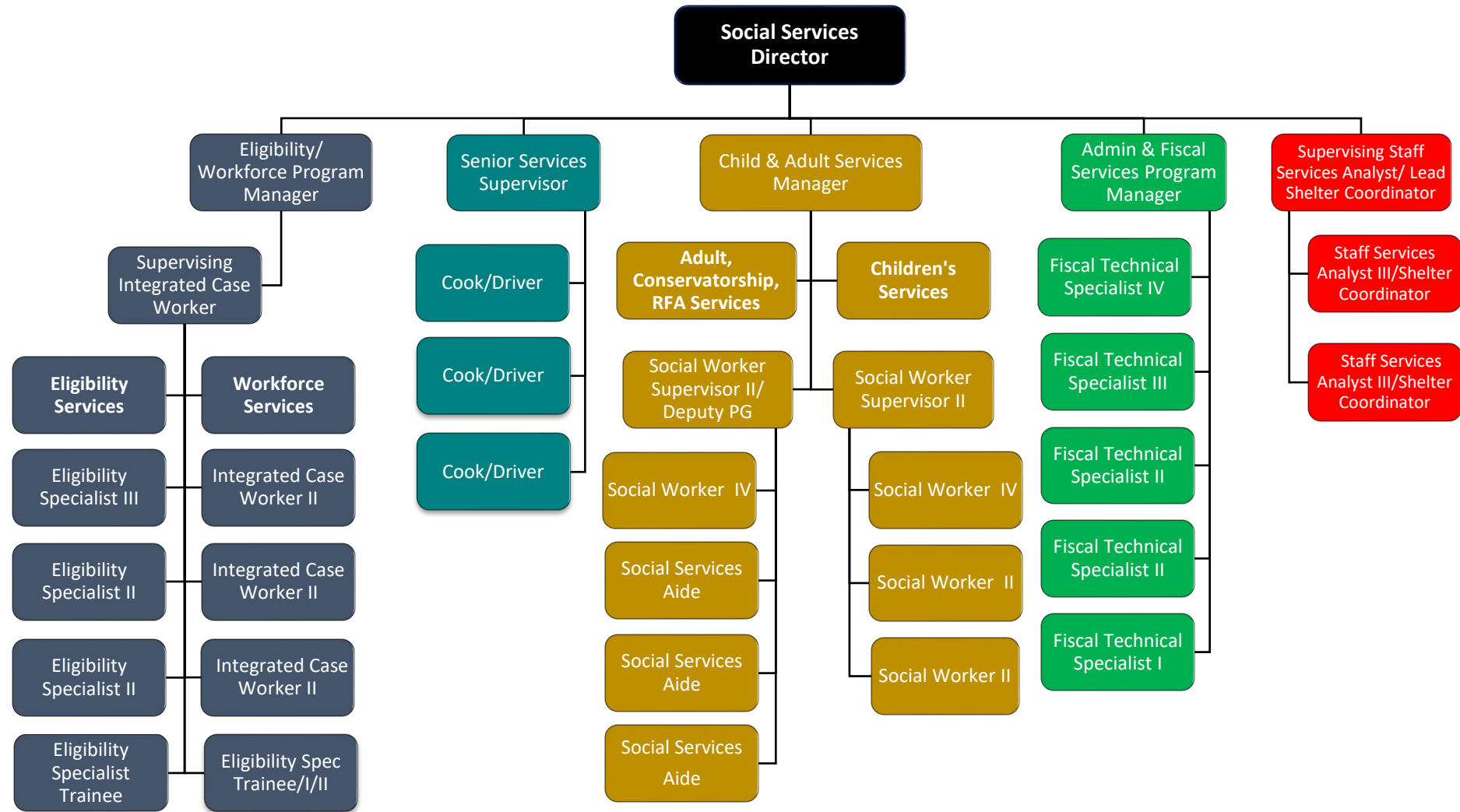
**Disaster Services:**

- Implement a Tri-County VOAD coalition for Mono, Inyo, and Alpine Counties by the end of FY 2022-23. VOAD is a partnership with local and statewide non-profit agencies and organizations that share knowledge and resources throughout a disaster cycle (preparation, response, and recovery) to support government and emergency operations in the event of a disaster.



# SOCIAL SERVICES

## Departmental Organizational Chart



## Social Services

### SS 110-51-868 (Social Services)

Account Line Item	Account Name	FY2020-21		FY2021-22		FY2021-22	FY2022-23	FY2022-23
		Adopted Budget	FY2020-21 Actual	Adopted Budget	08/18/22 Actual	Requested Budget	Recommended Budget	
110-51-868-14010	Interest Income	\$18,000	\$1,115	\$5,000	(\$5,649)	\$0	\$0	\$0
110-51-868-14050	Rental Income	\$0	\$0	\$0	\$0	\$0	\$0	\$0
110-51-868-15072	St: HDAP Housing & Disability Advocacy Program	\$25,000	\$25,331	\$50,000	\$0	\$125,000	\$125,000	\$125,000
110-51-868-15611	Fed: Aid Recoupment	\$4,000	\$548	\$3,000	\$1,501	\$1,000	\$1,000	\$1,000
110-51-868-17010	Miscellaneous Revenue	\$0	\$7,696	\$0	\$542	\$0	\$0	\$0
110-51-868-18100	Operating Transfers In	\$5,722,016	\$4,753,380	\$6,162,887	\$2,825,444	\$6,809,781	\$6,809,781	\$6,809,781
<b>Revenues Total</b>		<b>\$5,769,016</b>	<b>\$4,788,070</b>	<b>\$6,220,887</b>	<b>\$2,821,838</b>	<b>\$6,935,781</b>	<b>\$6,935,781</b>	<b>\$6,935,781</b>
110-51-868-21100	Salary And Wages	(\$2,005,526)	(\$1,822,161)	(\$2,104,303)	(\$1,977,671)	(\$2,334,676)	(\$2,334,676)	(\$2,334,676)
110-51-868-21120	Overtime	(\$34,000)	(\$41,513)	(\$50,000)	(\$37,674)	(\$50,000)	(\$50,000)	(\$50,000)
110-51-868-22100	Employee Benefits	(\$224,251)	(\$229,269)	(\$247,532)	(\$224,466)	(\$108,781)	(\$108,781)	(\$108,781)
110-51-868-22110	Employee Benefits - Health (Medical-Dental-Vision)	(\$399,527)	(\$330,431)	(\$343,320)	(\$294,586)	(\$411,165)	(\$411,165)	(\$411,165)
110-51-868-22120	Employee Benefits - PERS (ER Portion)	(\$528,114)	(\$523,443)	(\$583,238)	(\$565,717)	(\$633,935)	(\$633,935)	(\$633,935)
110-51-868-30280	Telephone/Communications	(\$33,819)	(\$30,329)	(\$32,289)	(\$30,766)	(\$31,028)	(\$31,028)	(\$31,028)
110-51-868-30500	Workers' Comp Ins Expense	(\$37,543)	(\$37,543)	(\$37,918)	(\$37,918)	(\$36,724)	(\$36,724)	(\$36,724)
110-51-868-30510	Liability Insurance Expense	(\$24,814)	(\$24,814)	(\$30,233)	(\$30,232)	(\$22,049)	(\$22,049)	(\$22,049)
110-51-868-31700	Membership Fees	(\$20,875)	(\$20,764)	(\$21,796)	(\$21,796)	(\$22,885)	(\$22,885)	(\$22,885)
110-51-868-32000	Office Expense	(\$57,500)	(\$41,998)	(\$54,500)	(\$40,026)	(\$39,140)	(\$39,140)	(\$39,140)
110-51-868-32010	TECHNOLOGY EXPENSES	(\$31,925)	(\$31,925)	(\$51,012)	(\$51,507)	(\$60,481)	(\$60,481)	(\$60,481)
110-51-868-32030	Copier Pool	\$0	\$0	\$0	\$0	(\$11,600)	(\$11,600)	(\$11,600)
110-51-868-32450	Contract Services	(\$83,791)	(\$96,998)	(\$165,979)	(\$110,731)	(\$320,088)	(\$320,088)	(\$320,088)
110-51-868-32461	lhss - Ccs	(\$120,201)	(\$116,724)	(\$120,201)	(\$160,835)	(\$145,976)	(\$145,976)	(\$145,976)
110-51-868-32462	lhss - Advisory Board	(\$5,916)	(\$5,916)	(\$5,916)	(\$18,141)	(\$36,000)	(\$36,000)	(\$36,000)
110-51-868-32500	Professional & Specialized Ser	(\$165,148)	(\$132,640)	(\$210,150)	(\$132,416)	(\$271,428)	(\$271,428)	(\$271,428)
110-51-868-32600	Information Technology Service	(\$15,000)	(\$6,434)	(\$12,000)	(\$1,497)	(\$12,000)	(\$12,000)	(\$12,000)
110-51-868-32950	Rents & Leases - Real Property	(\$272,243)	(\$13,970)	(\$274,654)	(\$15,355)	(\$17,216)	(\$17,216)	(\$17,216)
110-51-868-33100	Education & Training	(\$9,290)	(\$1,146)	(\$7,500)	(\$2,730)	(\$7,500)	(\$7,500)	(\$7,500)
110-51-868-33120	Special Department Expense	(\$28,000)	(\$47,288)	(\$53,000)	(\$68,191)	(\$198,000)	(\$198,000)	(\$198,000)
110-51-868-33349	Specialized Training	(\$65,620)	(\$52,747)	(\$65,620)	(\$49,393)	(\$69,120)	(\$69,120)	(\$69,120)
110-51-868-33350	Travel & Training Expense	(\$62,000)	(\$5,928)	(\$60,500)	(\$17,204)	(\$60,500)	(\$60,500)	(\$60,500)
110-51-868-33351	Vehicle Fuel Costs	(\$15,820)	(\$3,818)	(\$15,320)	(\$8,883)	(\$15,320)	(\$15,320)	(\$15,320)
110-51-868-33360	Motor Pool Expense	(\$25,000)	(\$11,333)	(\$15,064)	(\$20,925)	(\$24,859)	(\$24,859)	(\$24,859)
110-51-868-33600	Utilities	(\$1,500)	(\$1,307)	(\$1,500)	(\$1,851)	(\$1,875)	(\$1,875)	(\$1,875)
110-51-868-33602	Civic Center Utilities	\$0	(\$13,597)	\$0	(\$15,327)	(\$37,092)	(\$37,092)	(\$37,092)
110-51-868-41103	Cws Travel	\$0	\$0	\$0	\$0	\$0	\$0	\$0
110-51-868-41104	Cws Iip Incentive	(\$5,000)	(\$600)	(\$5,000)	(\$2,750)	(\$5,000)	(\$5,000)	(\$5,000)
110-51-868-41105	Cws Iip-Tip	(\$1,900)	\$0	(\$1,900)	\$0	(\$1,900)	(\$1,900)	(\$1,900)
110-51-868-41106	Cws Iip Work Program	(\$1,300)	\$0	(\$1,300)	\$0	(\$1,300)	(\$1,300)	(\$1,300)
110-51-868-41107	Cws Direct Medical Payments	(\$15,000)	(\$3,410)	(\$15,000)	(\$5,649)	(\$15,000)	(\$15,000)	(\$15,000)
110-51-868-41108	Wtw Child Care	(\$20,000)	\$0	(\$20,000)	(\$1,672)	(\$20,000)	(\$20,000)	(\$20,000)
110-51-868-41109	Wtw Client Mileage	(\$10,000)	\$0	(\$10,000)	\$0	(\$10,000)	(\$10,000)	(\$10,000)
110-51-868-41110	FPPRS (Foster Parent Recruit, Reten & Supp Prgm)	\$0	\$0	\$0	\$0	\$0	\$0	\$0
110-51-868-41112	PSSF Services	(\$10,000)	(\$10,026)	(\$10,000)	(\$10,359)	(\$10,000)	(\$10,000)	(\$10,000)
110-51-868-41130	Adult Protective Services	(\$4,000)	\$0	(\$4,000)	(\$24,297)	(\$71,768)	(\$71,768)	(\$71,768)
110-51-868-41131	Adult Services lhss-Soc Serv	\$0	\$0	\$0	\$0	\$0	\$0	\$0
110-51-868-53030	Capital Equipment, \$5,000+	\$0	\$0	\$0	\$0	\$0	\$0	\$0
110-51-868-60100	Operating Transfers Out	(\$60,000)	(\$271,263)	(\$50,000)	(\$264,537)	(\$50,000)	(\$50,000)	(\$50,000)
110-51-868-60110	Civic Center Rent	\$0	\$0	\$0	\$0	(\$242,918)	(\$242,918)	(\$242,918)
110-51-868-70250	Prior Period Adjustments	\$0	\$0	\$0	\$0	\$0	\$0	\$0
110-51-868-70500	Credit Card Clearing Account	\$0	\$0	\$0	\$0	\$0	\$0	\$0
110-51-868-72960	A-87 Indirect Costs	(\$650,342)	(\$650,342)	(\$682,859)	(\$811,407)	(\$682,859)	(\$682,859)	(\$682,859)
<b>Expenses Total</b>		<b>(\$5,044,965)</b>	<b>(\$4,579,679)</b>	<b>(\$5,363,604)</b>	<b>(\$5,056,506)</b>	<b>(\$6,090,184)</b>	<b>(\$6,090,184)</b>	<b>(\$6,090,184)</b>
<b>Use of Fund Balance</b>		<b>\$724,051</b>	<b>\$208,391</b>	<b>\$857,283</b>	<b>(\$2,234,669)</b>	<b>\$845,597</b>	<b>\$845,597</b>	<b>\$845,597</b>

### SS 110-52-870 (Aid Program)

Account Line Item	Account Name	FY2020-21		FY2021-22		FY2021-22	FY2022-23	FY2022-23
		Adopted Budget	FY2020-21 Actual	Adopted Budget	08/18/22 Actual	Requested Budget	Recommended Budget	
110-52-870-16014	Aid Repayments	\$0	\$1,818	\$0	\$1,627	\$0	\$0	\$0
110-52-870-17050	Donations & Contributions	\$0	\$0	\$0	\$0	\$0	\$0	\$0
<b>Revenues Total</b>		<b>\$0</b>	<b>\$1,818</b>	<b>\$0</b>	<b>\$1,627</b>	<b>\$0</b>	<b>\$0</b>	<b>\$0</b>
110-52-870-41100	Support & Care Of Persons	(\$585,000)	(\$375,510)	(\$585,000)	(\$390,184)	(\$585,000)	(\$585,000)	(\$585,000)
110-52-870-41102	In Home Support Servs-Ihss	(\$125,856)	(\$134,696)	(\$132,148)	(\$135,420)	(\$137,434)	(\$137,434)	(\$137,434)
<b>Expenses Total</b>		<b>(\$710,856)</b>	<b>(\$510,205)</b>	<b>(\$717,148)</b>	<b>(\$525,604)</b>	<b>(\$722,434)</b>	<b>(\$722,434)</b>	<b>(\$722,434)</b>



## Social Services

*Use of Fund Balance*    (\$710,856)    (\$508,387)    (\$717,148)    (\$523,977)    (\$722,434)    (\$722,434)

### SS 110-53-874 (General Relief)

<i>Account Line Item</i>	<i>Account Name</i>	<i>FY2020-21</i>		<i>FY2021-22</i>	<i>FY2021-22</i>	<i>FY2022-23</i>	<i>FY2022-23</i>
		<i>Adopted</i>	<i>FY2020-21</i>	<i>Adopted</i>	<i>08/18/22</i>	<i>Requested</i>	<i>Recommended</i>
		<i>Budget</i>	<i>Actual</i>	<i>Budget</i>	<i>Actual</i>	<i>Budget</i>	<i>Budget</i>
110-53-874-16015	General Assistance Repayments	\$0	\$310	\$0	\$30	\$0	\$0
110-53-874-17050	Donations & Contributions	\$0	\$6,000	\$0	\$0	\$0	\$0
110-53-874-18100	Operating Transfers In	\$15,000	\$8,260	\$15,000	\$8,218	\$15,000	\$15,000
<b>Revenues Total</b>		<b>\$15,000</b>	<b>\$14,570</b>	<b>\$15,000</b>	<b>\$8,248</b>	<b>\$15,000</b>	<b>\$15,000</b>
110-53-874-33350	Travel & Training Expense	\$0	(\$32)	\$0	\$0	\$0	\$0
110-53-874-41100	Support & Care Of Persons	(\$13,000)	(\$8,129)	(\$13,000)	(\$7,955)	(\$13,000)	(\$13,000)
110-53-874-41120	Shelter Supplies	(\$2,000)	(\$700)	(\$2,000)	(\$238)	(\$2,000)	(\$2,000)
110-53-874-41210	Indigent Care	\$0	\$0	\$0	\$0	\$0	\$0
110-53-874-72960	A-87 Indirect Costs	\$0	\$0	\$0	\$0	\$0	\$0
<b>Expenses Total</b>		<b>(\$15,000)</b>	<b>(\$8,860)</b>	<b>(\$15,000)</b>	<b>(\$8,194)</b>	<b>(\$15,000)</b>	<b>(\$15,000)</b>
<b>Use of Fund Balance</b>		<b>\$0</b>	<b>\$5,710</b>	<b>\$0</b>	<b>\$54</b>	<b>\$0</b>	<b>\$0</b>

### SS 110-56-875 (Senior Program)

<i>Account Line Item</i>	<i>Account Name</i>	<i>FY2020-21</i>		<i>FY2021-22</i>	<i>FY2021-22</i>	<i>FY2022-23</i>	<i>FY2022-23</i>
		<i>Adopted</i>	<i>FY2020-21</i>	<i>Adopted</i>	<i>08/18/22</i>	<i>Requested</i>	<i>Recommended</i>
		<i>Budget</i>	<i>Actual</i>	<i>Budget</i>	<i>Actual</i>	<i>Budget</i>	<i>Budget</i>
110-56-875-15261	St: Medical Transports (Ltc)	\$30,000	\$22,500	\$30,000	\$30,000	\$30,000	\$30,000
110-56-875-16301	Mental Health Service Fees	\$120,000	\$120,000	\$50,000	\$50,000	\$50,000	\$50,000
110-56-875-16502	Imaaa Contract Revenue	\$123,449	\$184,834	\$123,449	\$170,074	\$321,378	\$321,378
110-56-875-16600	Customer Service Fees	\$9,600	\$8,576	\$6,500	\$11,962	\$7,500	\$7,500
110-56-875-18100	Operating Transfers In	\$89,444	\$89,444	\$166,596	\$125,000	\$231,360	\$231,360
<b>Revenues Total</b>		<b>\$372,493</b>	<b>\$425,354</b>	<b>\$376,545</b>	<b>\$387,036</b>	<b>\$640,238</b>	<b>\$640,238</b>
110-56-875-21100	Salary And Wages	(\$146,341)	(\$142,997)	(\$146,428)	(\$148,712)	(\$159,671)	(\$159,671)
110-56-875-21120	Overtime	(\$1,000)	(\$178)	(\$1,000)	(\$135)	(\$135)	(\$135)
110-56-875-21130	Auto Allowance	\$0	\$0	\$0	\$0	\$0	\$0
110-56-875-21410	Holiday Pay	\$0	\$0	\$0	\$0	\$0	\$0
110-56-875-22100	Employee Benefits	(\$18,109)	(\$18,306)	(\$17,689)	(\$18,260)	(\$8,323)	(\$8,323)
110-56-875-22110	Employee Benefits - Health (Medical-Dental-Vision)	(\$40,330)	(\$33,951)	(\$39,510)	(\$35,434)	(\$58,397)	(\$58,397)
110-56-875-22120	Employee Benefits - PERS (ER Portion)	(\$36,850)	(\$36,215)	(\$39,429)	(\$40,342)	(\$43,892)	(\$43,892)
110-56-875-30120	Uniform Allowance	\$0	\$0	\$0	\$0	\$0	\$0
110-56-875-30280	Telephone/Communications	(\$1,300)	(\$1,316)	(\$1,800)	(\$1,158)	(\$1,000)	(\$1,000)
110-56-875-30300	Food Expenses	(\$96,000)	(\$86,807)	(\$95,000)	(\$71,900)	(\$95,000)	(\$95,000)
110-56-875-30350	Household Expenses	(\$1,000)	(\$834)	(\$1,000)	(\$490)	(\$500)	(\$500)
110-56-875-30500	Workers' Comp Ins Expense	(\$4,305)	(\$4,305)	(\$5,199)	(\$5,199)	(\$4,253)	(\$4,253)
110-56-875-30510	Liability Insurance Expense	(\$2,148)	(\$2,148)	(\$2,318)	(\$2,318)	(\$3,498)	(\$3,498)
110-56-875-31200	Equip Maintenance & Repair	\$0	\$0	\$0	\$0	\$0	\$0
110-56-875-31700	Membership Fees	\$0	\$0	\$0	\$0	\$0	\$0
110-56-875-32000	Office Expense	(\$1,200)	(\$1,336)	(\$1,200)	(\$1,018)	(\$1,200)	(\$1,200)
110-56-875-32010	TECHNOLOGY EXPENSES	\$0	\$0	\$0	\$0	(\$7,609)	(\$7,609)
110-56-875-32360	Consulting Services	\$0	\$0	\$0	\$0	\$0	\$0
110-56-875-32450	Contract Services	(\$4,000)	\$0	(\$4,000)	\$0	(\$128,629)	(\$128,629)
110-56-875-32500	Professional & Specialized Ser	\$0	\$0	\$0	\$0	\$0	\$0
110-56-875-32950	Rents & Leases - Real Property	\$0	\$0	\$0	\$0	\$0	\$0
110-56-875-33120	Special Department Expense	(\$4,460)	(\$3,693)	(\$3,980)	(\$2,064)	(\$109,207)	(\$109,207)
110-56-875-33199	Special Dept Expense - Interfund Transfers	\$0	\$0	\$0	\$0	\$0	\$0
110-56-875-33350	Travel & Training Expense	(\$500)	\$0	(\$500)	(\$111)	(\$250)	(\$250)
110-56-875-33351	Vehicle Fuel Costs	(\$4,950)	(\$3,429)	(\$6,983)	(\$6,266)	(\$4,872)	(\$4,872)
110-56-875-33360	Motor Pool Expense	(\$10,000)	(\$9,392)	(\$10,509)	(\$12,637)	(\$13,802)	(\$13,802)
<b>Expenses Total</b>		<b>(\$372,493)</b>	<b>(\$344,907)</b>	<b>(\$376,545)</b>	<b>(\$346,044)</b>	<b>(\$640,238)</b>	<b>(\$640,238)</b>
<b>Use of Fund Balance</b>		<b>\$0</b>	<b>\$80,447</b>	<b>\$0</b>	<b>\$40,992</b>	<b>\$0</b>	<b>\$0</b>

### SS 110-56-880 (Public Guardian)

<i>Account Line Item</i>	<i>Account Name</i>	<i>FY2020-21</i>		<i>FY2021-22</i>	<i>FY2021-22</i>	<i>FY2022-23</i>	<i>FY2022-23</i>
		<i>Adopted</i>	<i>FY2020-21</i>	<i>Adopted</i>	<i>08/18/22</i>	<i>Requested</i>	<i>Recommended</i>
		<i>Budget</i>	<i>Actual</i>	<i>Budget</i>	<i>Actual</i>	<i>Budget</i>	<i>Budget</i>
110-56-880-18100	Operating Transfers In	\$83,443	\$87,022	\$84,246	\$41,000	\$87,746	\$87,746
<b>Revenues Total</b>		<b>\$83,443</b>	<b>\$87,022</b>	<b>\$84,246</b>	<b>\$41,000</b>	<b>\$87,746</b>	<b>\$87,746</b>
110-56-880-21100	Salary And Wages	(\$35,647)	(\$51,472)	(\$45,000)	(\$26,543)	(\$45,000)	(\$45,000)
110-56-880-21120	Overtime	(\$1,000)	\$0	\$0	\$0	\$0	\$0
110-56-880-22100	Employee Benefits	(\$4,305)	(\$20,925)	(\$18,000)	(\$9,844)	(\$18,000)	(\$18,000)
110-56-880-22110	Employee Benefits - Health (Medical-Dental-Vision)	(\$7,714)	\$0	\$0	\$0	\$0	\$0

## Social Services

110-56-880-22120	Employee Benefits - PERS (ER Portion)	(\$9,978)	(\$6,056)	(\$7,000)	\$0	(\$3,500)	(\$3,500)
110-56-880-30280	Telephone/Communications	(\$441)	(\$651)	(\$611)	(\$237)	(\$611)	(\$611)
110-56-880-31700	Membership Fees	(\$1,125)	(\$1,135)	(\$1,135)	(\$1,235)	(\$1,425)	(\$1,425)
110-56-880-32000	Office Expense	(\$2,500)	(\$6)	\$0	\$0	\$0	\$0
110-56-880-32390	Legal Services	(\$10,000)	(\$6,544)	(\$10,000)	\$0	(\$10,000)	(\$10,000)
110-56-880-32450	Contract Services	\$0	\$0	\$0	\$0	(\$3,500)	(\$3,500)
110-56-880-32500	Professional & Specialized Ser	\$0	\$0	\$0	\$0	\$0	\$0
110-56-880-33100	Education & Training	(\$733)	(\$60)	(\$500)	\$0	(\$500)	(\$500)
110-56-880-33120	Special Department Expense	\$0	\$0	\$0	\$0	\$0	\$0
110-56-880-33350	Travel & Training Expense	(\$3,000)	(\$725)	(\$1,500)	(\$3,337)	(\$4,710)	(\$4,710)
110-56-880-33351	Vehicle Fuel Costs	(\$2,000)	(\$120)	(\$500)	(\$60)	(\$500)	(\$500)
110-56-880-33360	Motor Pool Expense	(\$5,000)	\$0	\$0	\$0	\$0	\$0
	<b>Expenses Total</b>	<b>(\$83,443)</b>	<b>(\$87,694)</b>	<b>(\$84,246)</b>	<b>(\$41,255)</b>	<b>(\$87,746)</b>	<b>(\$87,746)</b>

**Use of Fund Balance**      \$0      (\$672)      \$0      (\$255)      \$0      \$0

### SS 111-56-869 (Workforce Investment Act)

Account Line Item	Account Name	FY2020-21	FY2020-21	FY2021-22	FY2021-22	FY2022-23	FY2022-23
		Adopted Budget	Actual	Adopted Budget	08/18/22 Actual	Requested Budget	Recommended Budget
111-56-869-14010	Interest Income	\$0	\$0	\$0	\$0	\$0	\$0
111-56-869-15900	Oth: Other Govt Agencies	\$114,966	\$57,712	\$114,966	\$36,465	\$120,000	\$120,000
	<b>Revenues Total</b>	<b>\$114,966</b>	<b>\$57,712</b>	<b>\$114,966</b>	<b>\$36,465</b>	<b>\$120,000</b>	<b>\$120,000</b>

111-56-869-21100	Salary And Wages	(\$6,000)	(\$25,368)	(\$20,000)	(\$15,541)	(\$20,000)	(\$20,000)
111-56-869-21120	Overtime	\$0	\$0	\$0	\$0	\$0	\$0
111-56-869-22100	Employee Benefits	(\$4,000)	(\$13,533)	(\$10,000)	(\$7,346)	(\$10,000)	(\$10,000)
111-56-869-22110	Employee Benefits - Health (Medical-Dental-Vision)	\$0	\$0	\$0	\$0	\$0	\$0
111-56-869-22120	Employee Benefits - PERS (ER Portion)	\$0	\$0	\$0	\$0	\$0	\$0
111-56-869-30280	Telephone/Communications	(\$2,500)	(\$1,327)	(\$1,400)	(\$683)	(\$1,400)	(\$1,400)
111-56-869-31200	Equip Maintenance & Repair	(\$500)	\$0	\$0	\$0	\$0	\$0
111-56-869-32000	Office Expense	(\$3,000)	(\$1,916)	(\$3,000)	(\$937)	(\$2,000)	(\$2,000)
111-56-869-32010	TECHNOLOGY EXPENSES	\$0	\$0	\$0	\$0	\$0	\$0
111-56-869-32450	Contract Services	\$0	\$0	\$0	(\$563)	(\$5,000)	(\$5,000)
111-56-869-32500	Professional & Specialized Ser	(\$5,000)	(\$2,271)	(\$5,000)	(\$5,658)	(\$20,000)	(\$20,000)
111-56-869-32950	Rents & Leases - Real Property	(\$4,770)	(\$4,770)	(\$4,770)	(\$5,845)	(\$5,846)	(\$5,846)
111-56-869-33100	Education & Training	(\$2,000)	\$0	(\$2,000)	\$0	(\$2,000)	(\$2,000)
111-56-869-33120	Special Department Expense	(\$71,839)	(\$3,840)	(\$53,965)	(\$13,523)	(\$39,623)	(\$39,623)
111-56-869-33199	Special Dept Expense - Interfund Transfers	\$0	\$0	\$0	\$0	\$0	\$0
111-56-869-33350	Travel & Training Expense	(\$2,000)	\$0	(\$2,000)	\$0	(\$2,000)	(\$2,000)
111-56-869-33351	Vehicle Fuel Costs	(\$1,980)	(\$158)	(\$1,000)	\$0	(\$1,000)	(\$1,000)
111-56-869-33360	Motor Pool Expense	(\$1,000)	(\$415)	(\$1,000)	\$0	\$0	\$0
111-56-869-33600	Utilities	(\$1,300)	(\$1,306)	(\$1,300)	(\$1,249)	(\$1,600)	(\$1,600)
111-56-869-72960	A-87 Indirect Costs	(\$9,077)	(\$9,077)	(\$9,531)	\$3,084	(\$9,531)	(\$9,531)
	<b>Expenses Total</b>	<b>(\$114,966)</b>	<b>(\$63,981)</b>	<b>(\$114,966)</b>	<b>(\$48,262)</b>	<b>(\$120,000)</b>	<b>(\$120,000)</b>

**Use of Fund Balance**      \$0      (\$6,269)      \$0      (\$11,797)      \$0      \$0

### SS 114-56-868 (County Childrens Trust Fund)

Account Line Item	Account Name	FY2020-21	FY2020-21	FY2021-22	FY2021-22	FY2022-23	FY2022-23
		Adopted Budget	Actual	Adopted Budget	08/18/22 Actual	Requested Budget	Recommended Budget
114-56-868-14010	Interest Income	\$35	\$99	\$35	\$171	\$35	\$35
114-56-868-15462	St: Cbcap Comm Based Child Abu	\$29,147	\$26,092	\$26,092	\$79,814	\$26,242	\$26,242
114-56-868-16160	Birth Certificate Fees (Cctf)	\$551	\$605	\$551	\$569	\$551	\$551
114-56-868-16162	Ca Kid'S Plate Fees	\$267	\$478	\$247	\$209	\$209	\$209
114-56-868-17010	Miscellaneous Revenue	\$0	\$0	\$0	\$0	\$0	\$0
114-56-868-18100	Operating Transfers In	\$0	\$0	\$0	\$0	\$0	\$0
	<b>Revenues Total</b>	<b>\$30,000</b>	<b>\$27,273</b>	<b>\$26,925</b>	<b>\$80,763</b>	<b>\$27,037</b>	<b>\$27,037</b>

114-56-868-20010	Expenditures	\$0	\$0	\$0	\$0	\$0	\$0
114-56-868-32450	Contract Services	(\$30,000)	(\$28,047)	(\$26,925)	(\$7,965)	(\$27,037)	(\$27,037)
	<b>Expenses Total</b>	<b>(\$30,000)</b>	<b>(\$28,047)</b>	<b>(\$26,925)</b>	<b>(\$7,965)</b>	<b>(\$27,037)</b>	<b>(\$27,037)</b>

**Use of Fund Balance**      \$0      (\$774)      \$0      \$72,798      \$0      \$0

### SS 115-51-868 (State Fed Public Administration Advances)

Account Line Item	Account Name	FY2020-21	FY2020-21	FY2021-22	FY2021-22	FY2022-23	FY2022-23
		Adopted Budget	Actual	Adopted Budget	08/18/22 Actual	Requested Budget	Recommended Budget
115-51-868-14010	Interest Income	\$0	\$8,174	\$5,244	\$17,855	\$5,244	\$5,244
115-51-868-15110	St: Public Assist-Admin	\$850,000	\$1,051,407	\$1,077,682	\$1,010,845	\$1,538,303	\$1,538,303

## Social Services

115-51-868-15602	Fed: Public Assist-Admin		\$1,917,589	\$2,851,040	\$2,564,440	\$2,619,540	\$2,614,440	\$2,614,440
		<b>Revenues Total</b>	<b>\$2,767,589</b>	<b>\$3,910,621</b>	<b>\$3,647,366</b>	<b>\$3,648,241</b>	<b>\$4,157,987</b>	<b>\$4,157,987</b>
115-51-868-60100	Operating Transfers Out		(\$2,767,589)	(\$3,020,290)	(\$3,647,366)	(\$1,687,078)	(\$4,157,987)	(\$4,157,987)
		<b>Expenses Total</b>	<b>(\$2,767,589)</b>	<b>(\$3,020,290)</b>	<b>(\$3,647,366)</b>	<b>(\$1,687,078)</b>	<b>(\$4,157,987)</b>	<b>(\$4,157,987)</b>
		<b>Use of Fund Balance</b>	<b>\$0</b>	<b>\$890,331</b>	<b>\$0</b>	<b>\$1,961,163</b>	<b>\$0</b>	<b>\$0</b>
<b>SS 116-51-868 (State Fed Public Program Advances)</b>								
		<b>FY2020-21</b>	<b>FY2021-22</b>	<b>FY2021-22</b>	<b>FY2021-22</b>	<b>FY2022-23</b>	<b>FY2022-23</b>	<b>FY2022-23</b>
<b>Account Line Item</b>	<b>Account Name</b>	<b>Adopted</b>	<b>FY2020-21</b>	<b>Adopted</b>	<b>08/18/22</b>	<b>Requested</b>	<b>Recommended</b>	<b>Budget</b>
		<b>Budget</b>	<b>Actual</b>	<b>Budget</b>	<b>Actual</b>	<b>Budget</b>	<b>Budget</b>	<b>Budget</b>
116-51-868-14010	Interest Income	\$0	\$325	\$235	\$603	\$235	\$235	\$235
116-51-868-15110	St: Public Assist-Admin	\$131,750	\$44,178	\$30,000	\$108,485	\$120,342	\$120,342	\$120,342
116-51-868-15602	Fed: Public Assist-Admin	\$122,000	\$175,472	\$155,000	\$147,347	\$155,000	\$155,000	\$155,000
		<b>Revenues Total</b>	<b>\$253,750</b>	<b>\$219,975</b>	<b>\$185,235</b>	<b>\$256,435</b>	<b>\$275,577</b>	<b>\$275,577</b>
116-51-868-60100	Operating Transfers Out		(\$253,750)	(\$239,630)	(\$185,235)	(\$112,231)	(\$275,577)	(\$275,577)
		<b>Expenses Total</b>	<b>(\$253,750)</b>	<b>(\$239,630)</b>	<b>(\$185,235)</b>	<b>(\$112,231)</b>	<b>(\$275,577)</b>	<b>(\$275,577)</b>
		<b>Use of Fund Balance</b>	<b>\$0</b>	<b>(\$19,655)</b>	<b>\$0</b>	<b>\$144,204</b>	<b>\$0</b>	<b>\$0</b>
<b>SS 117-51-868 (DSS 1991 Realignment)</b>								
		<b>FY2020-21</b>	<b>FY2021-22</b>	<b>FY2021-22</b>	<b>FY2021-22</b>	<b>FY2022-23</b>	<b>FY2022-23</b>	<b>FY2022-23</b>
<b>Account Line Item</b>	<b>Account Name</b>	<b>Adopted</b>	<b>FY2020-21</b>	<b>Adopted</b>	<b>08/18/22</b>	<b>Requested</b>	<b>Recommended</b>	<b>Budget</b>
		<b>Budget</b>	<b>Actual</b>	<b>Budget</b>	<b>Actual</b>	<b>Budget</b>	<b>Budget</b>	<b>Budget</b>
117-51-868-14010	Interest Income	\$22,883	\$24,934	\$26,210	\$30,751	\$26,210	\$26,210	\$26,210
117-51-868-15437	Realignment Backfill Support	\$0	\$145,055	\$0	\$0	\$0	\$0	\$0
117-51-868-15438	St: Realignment-Welfare Trust-Family Support	\$68,281	\$36,432	\$38,477	\$8,625	\$5,000	\$5,000	\$5,000
117-51-868-15439	St: Realignment-Welfare Trust-Child Poverty	\$4,949	\$5,515	\$5,515	\$40,027	\$33,269	\$33,269	\$33,269
117-51-868-15440	St: Realignment-Welfare Trust	\$694,968	\$809,793	\$704,982	\$810,660	\$800,000	\$800,000	\$800,000
		<b>Revenues Total</b>	<b>\$791,081</b>	<b>\$1,021,730</b>	<b>\$775,184</b>	<b>\$890,063</b>	<b>\$864,479</b>	<b>\$864,479</b>
117-51-868-60100	Operating Transfers Out		(\$1,035,051)	(\$329,296)	(\$775,184)	(\$197,926)	(\$864,479)	(\$864,479)
		<b>Expenses Total</b>	<b>(\$1,035,051)</b>	<b>(\$329,296)</b>	<b>(\$775,184)</b>	<b>(\$197,926)</b>	<b>(\$864,479)</b>	<b>(\$864,479)</b>
		<b>Use of Fund Balance</b>	<b>(\$243,970)</b>	<b>\$692,434</b>	<b>\$0</b>	<b>\$692,137</b>	<b>\$0</b>	<b>\$0</b>
<b>SS 118-51-868 (DSS 2021 Realignment)</b>								
		<b>FY2020-21</b>	<b>FY2021-22</b>	<b>FY2021-22</b>	<b>FY2021-22</b>	<b>FY2022-23</b>	<b>FY2022-23</b>	<b>FY2022-23</b>
<b>Account Line Item</b>	<b>Account Name</b>	<b>Adopted</b>	<b>FY2020-21</b>	<b>Adopted</b>	<b>08/18/22</b>	<b>Requested</b>	<b>Recommended</b>	<b>Budget</b>
		<b>Budget</b>	<b>Actual</b>	<b>Budget</b>	<b>Actual</b>	<b>Budget</b>	<b>Budget</b>	<b>Budget</b>
118-51-868-14010	Interest Income	\$34,117	\$31,686	\$34,090	\$35,782	\$33,016	\$33,016	\$33,016
118-51-868-15443	St: 2011 Realignment	\$1,018,685	\$1,384,592	\$1,191,974	\$1,513,005	\$1,324,968	\$1,324,968	\$1,324,968
118-51-868-15456	St: 2011 Realignment-CALWORKS MOE	\$72,478	\$63,224	\$63,284	\$13,391	\$13,000	\$13,000	\$13,000
		<b>Revenues Total</b>	<b>\$1,125,280</b>	<b>\$1,479,502</b>	<b>\$1,289,348</b>	<b>\$1,562,179</b>	<b>\$1,370,984</b>	<b>\$1,370,984</b>
118-51-868-60100	Operating Transfers Out		(\$1,414,069)	(\$966,414)	(\$1,289,348)	(\$577,455)	(\$1,370,984)	(\$1,370,984)
		<b>Expenses Total</b>	<b>(\$1,414,069)</b>	<b>(\$966,414)</b>	<b>(\$1,289,348)</b>	<b>(\$577,455)</b>	<b>(\$1,370,984)</b>	<b>(\$1,370,984)</b>
		<b>Use of Fund Balance</b>	<b>(\$288,789)</b>	<b>\$513,088</b>	<b>\$0</b>	<b>\$984,724</b>	<b>\$0</b>	<b>\$0</b>

**APPENDIX I.**  
**ALLOCATION LIST**

**Mono County Position Allocation List, FY 2022-23**

<b>Department</b>	<b>Position Title</b>	<b>Grade/ Range</b>	<b>Min Annual Base Salary 2022 Pay Matrix</b>	<b>Max Annual Base Salary 2022 Pay Matrix</b>	<b>FTE</b>
ANIMAL SERVICES	ANIMAL SERVICES OFFICER I/II	50/52	\$39,456.00	\$50,386.00	2
ANIMAL SERVICES	ANIMAL SERVICES SHELTER ATTENDANT	47	\$36,638.00	\$44,534.00	3
ANIMAL SERVICES	DIRECTOR OF ANIMAL SERVICES	6	\$67,379.00	\$81,900.00	1
<b>6</b>					
ASSESSOR	APPRAISER AIDE	64	\$55,750.00	\$67,764.00	1
ASSESSOR	APPRAISER II	71	\$66,269.00	\$80,550.00	2
ASSESSOR	APPRAISER III	75	\$73,148.00	\$88,912.00	1
ASSESSOR	ASSESSOR	16	\$109,754.00	\$133,406.00	1
ASSESSOR	ASSISTANT ASSESSOR	13	\$94,809.00	\$115,242.00	1
ASSESSOR	AUDITOR-APPRAISER II	74	\$71,364.00	\$86,744.00	1
ASSESSOR	CADASTRAL MAPPER/TRANSFER ANALYST	65	\$57,143.00	\$69,458.00	1
ASSESSOR	FISCAL TECHNICAL SPECIALIST IV	63	\$54,390.00	\$66,111.00	1
<b>9</b>					
BEHAVIORAL HEALTH	DIRECTOR OF BEHAVIORAL HEALTH	18	\$121,004.00	\$147,081.00	1
BEHAVIORAL HEALTH	BEHAVIORAL HEALTH PROGRAM MANAGER	82	\$86,950.00	\$105,689.00	1
BEHAVIORAL HEALTH	BEHAVIORAL HEALTH SERVICES COORDINATOR I	62	\$53,063.00	\$64,499.00	2
BEHAVIORAL HEALTH	BEHAVIORAL HEALTH SERVICES COORDINATOR III	70	\$64,652.00	\$78,586.00	1
BEHAVIORAL HEALTH	CASE MANAGER III	60	\$50,506.00	\$61,391.00	4
BEHAVIORAL HEALTH	CLINICAL SUPERVISOR	82	\$86,950.00	\$105,689.00	1
BEHAVIORAL HEALTH	FISCAL TECHNICAL SPECIALIST III	59	\$49,275.00	\$59,894.00	1
BEHAVIORAL HEALTH	FISCAL TECHNICAL SPECIALIST IV	63	\$54,390.00	\$66,111.00	2
BEHAVIORAL HEALTH	PSYCHIATRIC SPECIALIST II	70	\$64,652.00	\$78,586.00	2
BEHAVIORAL HEALTH	PSYCHIATRIC SPECIALIST III	74	\$71,364.00	\$86,744.00	2
BEHAVIORAL HEALTH	QUALITY ASSURANCE COORDINATOR III	78	\$78,773.00	\$95,749.00	1
BEHAVIORAL HEALTH	STAFF SERVICES ANALYST II	70	\$64,652.00	\$78,586.00	1
BEHAVIORAL HEALTH	STAFF SERVICES ANALYST III	74	\$71,364.00	\$86,744.00	2
BEHAVIORAL HEALTH	STAFF SERVICES MANAGER	82	\$86,950.00	\$105,689.00	1
BEHAVIORAL HEALTH	SUBSTANCE USE DISORDERS COUNSELOR III	62	\$53,063.00	\$64,499.00	3
BEHAVIORAL HEALTH	SUBSTANCE USE DISORDERS SUPERVISOR	72	\$67,926.00	\$82,564.00	1
BEHAVIORAL HEALTH	WELLNESS CENTER ASSOCIATE	n/a	\$20.00/hr.		2
BEHAVIORAL HEALTH	WELLNESS CENTER ASSOCIATE	n/a	\$25.00/hr.		1
BEHAVIORAL HEALTH	WELLNESS CENTER ASSOCIATE	n/a	\$30.00/hr.		2
<b>31</b>					
BOARD OF SUPERVISORS	BOARD CHAIRPERSON	n/a		\$62,424.00	1
BOARD OF SUPERVISORS	BOARD MEMBER	n/a		\$57,504.10	4
<b>5</b>					
CLERK/RECORDER	COUNTY CLERK/RECORDER/REGISTRAR	14	\$99,550.00	\$121,004.00	1
CLERK/RECORDER	ASSISTANT COUNTY CLERK/RECORDER	10	\$81,900.00	\$99,550.00	1
CLERK/RECORDER	SENIOR DEPUTY BOARD CLERK/ELECTIONS	69	\$63,076.00	\$76,669.00	1
CLERK/RECORDER	FISCAL TECHNICAL SPECIALIST IV	63	\$54,390.00	\$66,111.00	1
CLERK/RECORDER	FISCAL TECHNICAL SPECIALIST I/II/III/IV	1/55/59/63	\$40,442.00	\$66,111.00	1
CLERK/RECORDER	ELECTIONS ADMINISTRATION ADVISOR/ANNUITANT (Temp)	n/a	\$25.00/hr.		0.25
CLERK/RECORDER	ELECTIONS ASSISTANT (Temp)	n/a	\$25.00/hr.		0.25
<b>5.5</b>					
COMMUNITY DEVELOPMENT	DIRECTOR OF COMMUNITY DEVELOPMENT	18	\$121,004.00	\$147,081.00	1
COMMUNITY DEVELOPMENT	PRINCIPAL PLANNER	78	\$78,773.00	\$95,749.00	1
COMMUNITY DEVELOPMENT	COMMUNITY DEVELOPMENT ANALYST III	74	\$71,364.00	\$86,744.00	2
COMMUNITY DEVELOPMENT	ASSOCIATE PLANNER II	70	\$64,652.00	\$78,586.00	1
COMMUNITY DEVELOPMENT	COMMUNITY DEVELOPMENT ANALYST II	70	\$64,652.00	\$78,586.00	3
COMMUNITY DEVELOPMENT	ADMISTRATIVE SERVICES SPECIALIST	69	\$63,076.00	\$76,669.00	1
COMMUNITY DEVELOPMENT	OFFICE MANAGER & PLANNING COMMISSION SECRETARY	65	\$57,143.00	\$69,458.00	1
COMMUNITY DEVELOPMENT-BUILDING	BUILDING INSPECTOR III	74	\$71,364.00	\$86,744.00	1
COMMUNITY DEVELOPMENT-BUILDING	BUILDING INSPECTOR/PLANS EXAMINER	71	\$66,269.00	\$80,550.00	1
COMMUNITY DEVELOPMENT-BUILDING	PERMIT TECHNICIAN	64	\$55,750.00	\$67,764.00	1
COMMUNITY DEVELOPMENT-BUILDING	BUILDING OFFICIAL	n/a	\$86.28/hr.		1
COMMUNITY DEVELOPMENT-CODE	COMMUNITY DEVELOP ANALYST III/CODE ENFORCE	74	\$71,364.00	\$86,744.00	1
COMMUNITY DEVELOPMENT-CODE	COMMUNITY DEVELOP ANALYST II/CODE ENFORCE	70	\$64,652.00	\$78,586.00	1

**Mono County Position Allocation List, FY 2022-23**

<b>Department</b>	<b>Position Title</b>	<b>Grade/ Range</b>	<b>Min Annual Base Salary 2022 Pay Matrix</b>	<b>Max Annual Base Salary 2022 Pay Matrix</b>	<b>FTE</b>
<b>16</b>					
COUNTY ADMINISTRATION	ASSISTANT COUNTY ADMINISTRATIVE OFFICER	21	\$140,077.00	\$170,264.00	1
COUNTY ADMINISTRATION	ASSISTANT TO THE COUNTY ADMINISTRATIVE OFFICER	9	\$78,000.00	\$94,809.00	1
COUNTY ADMINISTRATION	BUDGET OFFICER	17	\$115,242.00	\$140,077.00	1
COUNTY ADMINISTRATION	COUNTY ADMINISTRATIVE OFFICER	25	\$170,264.00	\$206,957.00	1
COUNTY ADMINISTRATION	DIRECTOR OF EMERGENCY MANAGEMENT	20	\$133,406.00	\$162,156.00	1
COUNTY ADMINISTRATION	HOUSING OPPORTUNITIES MANAGER	14	\$99,550.00	\$121,004.00	1
COUNTY ADMINISTRATION	CHIEF PEOPLE OFFICER	21	\$140,077.00	\$170,264.00	1
COUNTY ADMINISTRATION	HUMAN RESOURCES GENERALIST	5	\$64,171.00	\$78,000.00	2
COUNTY ADMINISTRATION	HUMAN RESOURCES SPECIALIST	1	\$52,794.00	\$64,171.00	1
<b>10</b>					
COUNTY COUNSEL	COUNTY COUNSEL	25	\$170,264.00	\$206,957.00	1
COUNTY COUNSEL	ASSISTANT COUNTY COUNSEL	18	\$121,004.00	\$147,081.00	2
COUNTY COUNSEL	DEPUTY COUNTY COUNSEL III	15	\$104,527.00	\$127,054.00	1
COUNTY COUNSEL	RISK MANAGER	12	\$90,295.00	\$109,754.00	1
COUNTY COUNSEL	ADMINISTRATIVE SERVICES SPECIALIST	69	\$63,076.00	\$76,669.00	1
<b>6</b>					
DISTRICT ATTORNEY	DISTRICT ATTORNEY	21	\$140,077.00	\$170,264.00	1
DISTRICT ATTORNEY	ASSISTANT DISTRICT ATTORNEY	18	\$121,004.00	\$147,081.00	1
DISTRICT ATTORNEY	DEPUTY DISTRICT ATTORNEY III	15	\$104,527.00	\$127,054.00	2
DISTRICT ATTORNEY	CHIEF INVESTIGATOR	15	\$104,527.00	\$127,054.00	1
DISTRICT ATTORNEY	DISTRICT ATTORNEY INVESTIGATOR II	11	\$85,995.00	\$104,527.00	1
DISTRICT ATTORNEY	OPERATIONS AND PROGRAMING SUPERVISOR	4	\$61,115.00	\$74,286.00	1
DISTRICT ATTORNEY	ADMINISTRATIVE SERVICES SPECIALIST	69	\$63,076.00	\$76,669.00	1
DISTRICT ATTORNEY	VICTIM/WITNESS ADVOCATE	60	\$50,506.00	\$61,391.00	1
DISTRICT ATTORNEY	VICTIM/WITNESS ADVOCATE (Per Diem)	n/a	\$20.00/hr.		1
<b>10</b>					
ECONOMIC DEVELOPMENT	DIRECTOR OF ECONOMIC DEVELOPMENT	16	\$109,754.00	\$133,406.00	1
ECONOMIC DEVELOPMENT	ECONOMIC DEVELOPMENT MANAGER	12	\$90,295.00	\$109,754.00	1
ECONOMIC DEVELOPMENT	ECONOMIC DEVELOPMENT COORDINATOR	69	\$63,076.00	\$76,669.00	1
ECONOMIC DEVELOPMENT	ECONOMIC DEVELOPMENT ASSISTANT	59	\$49,275.00	\$59,894.00	0.75
<b>3.75</b>					
FINANCE	DIRECTOR OF FINANCE	21	\$140,077.00	\$170,264.00	1
FINANCE	ASSISTANT DIRECTOR OF FINANCE	14	\$99,550.00	\$121,004.00	2
FINANCE	ACCOUNTANT II	79	\$80,742.00	\$98,143.00	2
FINANCE	ACCOUNTANT I	73	\$69,624.00	\$84,628.00	4
FINANCE	FISCAL TECHNICAL SPECIALIST IV	63	\$54,390.00	\$66,111.00	3
<b>12</b>					
INFORMATION TECHNOLOGY	DIRECTOR OF INFORMATION TECHNOLOGY	21	\$140,077.00	\$170,264.00	1
INFORMATION TECHNOLOGY	INFRASTRUCTURE MANAGER	88	\$100,836.00	\$122,567.00	1
INFORMATION TECHNOLOGY	SENIOR SYSTEM ADMINISTRATOR	84	\$91,352.00	\$111,039.00	1
INFORMATION TECHNOLOGY	BUSINESS OPERATIONS MANAGER	81	\$84,830.00	\$103,111.00	1
INFORMATION TECHNOLOGY	LEAD DEVELOPER	81	\$84,830.00	\$103,111.00	1
INFORMATION TECHNOLOGY	COMMUNICATIONS SPECIALIST I/II	77	\$76,852.00	\$93,413.00	1
INFORMATION TECHNOLOGY	INFORMATION TECHNOLOGY SPECIALIST III	79	\$79,159.00	\$96,218.00	1
INFORMATION TECHNOLOGY	INFORMATION TECHNOLOGY SPECIALIST II	77	\$76,852.00	\$93,413.00	1
INFORMATION TECHNOLOGY	GEOGRAPHIC INFORMATION SYSTEM SPECIALIST I	75	\$73,148.00	\$88,912.00	1
INFORMATION TECHNOLOGY	GEOGRAPHIC INFORMATION SYSTEM SPECIALIST III	79	\$79,159.00	\$96,218.00	1
INFORMATION TECHNOLOGY	INFORMATION TECHNOLOGY SPECIALIST I	75	\$73,148.00	\$88,912.00	1
INFORMATION TECHNOLOGY	GEOGRAPHIC INFORMATION SYSTEM ANALYST	70	\$64,652.00	\$78,586.00	1
<b>12</b>					
EMS	CHIEF OF EMERGENCY MEDICAL SERVICES	17	\$115,242.00	\$140,077.00	1
EMS	FISCAL & ADMINISTRATIVE SERVICES OFFICER I	76	\$73,507.00	\$89,348.00	1
EMS	PARAMEDIC STATION CAPTAIN	58	\$63,859.00	\$77,621.00	4
EMS	PARAMEDIC TRAINING OFFICER	56	\$61,090.00	\$74,256.00	1
EMS	PARAMEDIC II	54	\$55,536.00	\$67,505.00	15
EMS	EMERGENCY MEDICAL TECHNICIAN	40	\$45,501.00	\$47,776.00	4

**Mono County Position Allocation List, FY 2022-23**

<b>Department</b>	<b>Position Title</b>	<b>Grade/ Range</b>	<b>Min Annual Base Salary 2022 Pay Matrix</b>	<b>Max Annual Base Salary 2022 Pay Matrix</b>	<b>FTE</b>
<b>26</b>					
PROBATION	CHIEF PROBATION OFFICER	19	\$127,054.00	\$154,435.00	1
PROBATION	FISCAL & ADMINISTRATIVE SERVICES OFFICER II	79	\$79,159.00	\$96,218.00	1
PROBATION	DEPUTY PROBATION OFFICER V	67	\$72,915.00	\$88,629.00	2
PROBATION	DEPUTY PROBATION OFFICER IV	63	\$67,379.00	\$81,899.00	2
PROBATION	BEHAVIORAL HEALTH SERVICES COORDINATOR I	62	\$52,023.00	\$63,234.00	1
PROBATION	PROBATION AIDE II	51	\$49,118.00	\$59,703.00	1
PROBATION	DEPUTY PROBATION OFFICER III	59	\$48,308.00	\$58,719.00	5
<b>13</b>					
PUBLIC HEALTH	DIRECTOR OF PUBLIC HEALTH	18	\$121,004.00	\$147,081.00	1
PUBLIC HEALTH	ENVIRONMENTAL HEALTH MANAGER	13	\$94,809.00	\$115,242.00	1
PUBLIC HEALTH	EPIDEMIOLOGIST (LIMITED TERM 11/17/2022)	82	\$85,246.00	\$103,616.00	1
PUBLIC HEALTH	HEALTH PROGRAM MANAGER/PUBLIC HEALTH NURSE (1 Limited Term)	82	\$85,246.00	\$103,616.00	4
PUBLIC HEALTH	FISCAL & ADMINISTRATIVE SERVICES OFFICER II	79	\$79,159.00	\$96,218.00	1
PUBLIC HEALTH	DEPUTY DIRECTOR OF PUBLIC HEALTH (Limited Term 7/31/2023)	13		\$93,768.00	1
PUBLIC HEALTH	EMERGENCY PREPAREDNESS MANAGER	75	\$71,714.00	\$87,169.00	1
PUBLIC HEALTH	WIC PROGRAM DIRECTOR/REGISTERED DIETICIAN	75	\$71,714.00	\$87,169.00	1
PUBLIC HEALTH	COMMUNITY HEALTH PROGRAM COORDINATOR I/II	70/75	\$63,385.00	\$87,169.00	1
PUBLIC HEALTH	ENVIRONMENTAL HEALTH SPECIALIST III	74	\$69,965.00	\$85,043.00	3
PUBLIC HEALTH	FISCAL TECHNICAL SPECIALIST IV (1 Limited Term Ending June 30, 2023)	63	\$54,390.00	\$66,111.00	5
PUBLIC HEALTH	COMMUNITY HEALTH OUTREACH SPECIALIST (2 Limited Term 6/30/2023)	63	\$53,323.00	\$64,815.00	3
PUBLIC HEALTH	COVID CASE INVESTIGATORS (TEMP THROUGH 7/31/23)	53	\$ 41,656.00	\$50,633.00	2
PUBLIC HEALTH	PUBLIC HEALTH OFFICER (Part Time)	n/a	\$105.00/hr.		0.50
PUBLIC HEALTH	PUBLIC HEALTH NURSING PROFESSIONAL (Part Time)	n/a	\$48.84/hr.		0.10
PUBLIC HEALTH	COVID SCREENER-BILINGUAL (Limited Term Ending July 31, 2023 Full Time)	53	\$ 42,489.00	\$51,646.00	1
PUBLIC HEALTH	PUBLIC HEALTH EQUITY OFFICER (Limited Term May 31, 2023)	11	85,995	\$104,527.00	1
PUBLIC HEALTH	DIRECTOR OF PUBLIC HEALTH NURSING	86	95,977	\$116,661.00	1
PUBLIC HEALTH	COVID RESPONSE TEAM UTILITY (2 Limited Term Ending 7/31/2023 & 06/30/2023)	70	64,652	\$78,586.00	3
<b>31.6</b>					
PUBLIC WORKS	DIRECTOR OF PUBLIC WORKS	20	\$133,406.00	\$162,156.00	1
PUBLIC WORKS	ADMINISTRATIVE SERVICES SPECIALIST	69	\$63,076.00	\$76,669.00	1
PUBLIC WORKS-ENGINEERING	COUNTY ENGINEER	15	\$104,527.00	\$127,054.00	1
PUBLIC WORKS-ENGINEERING	ASSOCIATE ENGINEER I	84	\$91,352.00	\$111,039.00	2
PUBLIC WORKS-ENGINEERING	ENGINEER TECHNICIAN III	74	\$71,364.00	\$86,744.00	1
PUBLIC WORKS-ENGINEERING	PUBLIC WORKS PROJECT MANAGER	9	\$78,000.00	\$94,809.00	1
PUBLIC WORKS-ENGINEERING	EASTERN SIERRA REREATIONL COORDINATOR	9	\$78,000.00	\$94,809.00	1
PUBLIC WORKS-ENGINEERING	EASTERN SIERRA RECREATION SEASONAL (2 x part time)	51	\$19.44	\$22.51	1
PUBLIC WORKS-PARKS/FACILITIES	PARKS & FACILITIES SUPERINTENDENT	11	\$85,995.00	\$104,527.00	1
PUBLIC WORKS-PARKS/FACILITIES	PARKS & FACILITIES SUPERVISOR	73	\$69,624.00	\$84,628.00	1
PUBLIC WORKS-PARKS/FACILITIES	MAINTENANCE CRAFTSWORKER	63	\$54,390.00	\$66,111.00	2
PUBLIC WORKS-PARKS/FACILITIES	MAINTENANCE LEADWORKER	63	\$54,390.00	\$66,111.00	2
PUBLIC WORKS-PARKS/FACILITIES	MAINTENANCE WORK ORDER TECHNICIAN	61	\$51,769.00	\$62,926.00	1
PUBLIC WORKS-PARKS/FACILITIES	MAINTENANCE WORKER III	59	\$49,275.00	\$59,894.00	3
PUBLIC WORKS-PARKS/FACILITIES	MAINTENANCE WORKER II	55	\$44,640.00	\$54,261.00	1
PUBLIC WORKS-PARKS/FACILITIES	LEAD CUSTODIAN	51	\$40,442.00	\$49,157.00	1
PUBLIC WORKS-PARKS/FACILITIES	CUSTODIAN III	43/47	\$33,193.00	\$44,534.00	2
PUBLIC WORKS-ROAD DEPT	ROAD OPERATIONS SUPERINTENDENT & FLEET SUPERINTENDENT	14	\$99,550.00	\$121,004.00	1
PUBLIC WORKS-ROAD DEPT	FLEET MAINTENANCE MANAGER	76	\$74,977.00	\$91,135.00	1
PUBLIC WORKS-ROAD DEPT	LEAD EQUIPMENT MECHANIC	72	\$67,926.00	\$82,564.00	1
PUBLIC WORKS-ROAD DEPT	EQUIPMENT MECHANIC II (Motor Pool)	64	\$55,750.00	\$67,764.00	1
PUBLIC WORKS-ROAD DEPT	EQUIPMENT MECHANIC III (Motor Pool)	68	\$61,537.00	\$74,799.00	2
PUBLIC WORKS-ROAD DEPT	ROAD SUPERVISOR	67	\$60,036.00	\$72,974.00	4
PUBLIC WORKS-ROAD DEPT	EQUIPMENT MECHANIC II (Roads)	64	\$55,750.00	\$67,764.00	1
PUBLIC WORKS-ROAD DEPT	EQUIPMENT MECHANIC III (Roads)	68	\$61,537.00	\$74,799.00	1

**Mono County Position Allocation List, FY 2022-23**

<b>Department</b>	<b>Position Title</b>	<b>Grade/ Range</b>	<b>Min Annual Base Salary 2022 Pay Matrix</b>	<b>Max Annual Base Salary 2022 Pay Matrix</b>	<b>FTE</b>
PUBLIC WORKS-ROAD DEPT	INVENTORY AND PURCHASING TECHNICIAN	61	\$51,769.00	\$62,926.00	1
PUBLIC WORKS-ROAD DEPT	FISCAL TECHNICAL SPECIALIST IV	63	\$54,390.00	\$66,111.00	2
PUBLIC WORKS-ROAD DEPT	MAINTENANCE WORKER III	59	\$49,275.00	\$59,894.00	11
PUBLIC WORKS-ROAD DEPT	MAINTENANCE WORKER II	55	\$44,640.00	\$54,261.00	2
PUBLIC WORKS-SOLID WASTE	SOLID WASTE SUPERINTENDENT	9	\$78,000.00	\$94,809.00	1
PUBLIC WORKS-SOLID WASTE	SOLID WASTE SUPERVISOR	73	\$69,624.00	\$84,628.00	1
PUBLIC WORKS-SOLID WASTE	SOLID WASTE EQUIPMENT OPERATOR	61	\$51,769.00	\$62,926.00	2
PUBLIC WORKS-SOLID WASTE	FISCAL TECHNICAL SPECIALIST III	59	\$49,275.00	\$59,894.00	1
PUBLIC WORKS-SOLID WASTE	SOLID WASTE MAINTENANCE WORKER	59	\$49,275.00	\$59,894.00	3
					<b>59</b>
SHERIFF	SHERIFF-CORONER	21	\$140,077.00	\$170,264.00	1
SHERIFF	UNDERSHERIFF	19	\$127,054.00	\$154,434.00	1
SHERIFF	LIEUTENANT I/II	n/a		\$146,085.93	2
SHERIFF	SERGEANT	60	\$89,880.00	\$109,260.00	4
SHERIFF	FISCAL & ADMINISTRATIVE SERVICES OFFICER II	79	\$80,742.00	\$98,143.00	1
SHERIFF	DEPUTY SHERIFF I/II	50/54	\$70,212.00	\$94,212.00	18
SHERIFF	PUBLIC INFORMATION OFFICER/ADMIN	69	\$63,076.00	\$76,669.00	1
SHERIFF	RECORDS MANAGER	61	\$51,769.00	\$62,926.00	1
SHERIFF	COURT SCREENER II (Retired Annuitant)	n/a	\$38.50/hr.		1
SHERIFF	COURT SCREENER I	n/a	\$27.50/hr.		9
SHERIFF - JAIL	CORRECTIONAL SERGEANT I	58	\$67,452.00	\$81,996.00	2
SHERIFF - JAIL	CORRECTIONAL SERGEANT II	63	\$70,825.00	\$86,096.00	1
SHERIFF - JAIL	CORRECTIONAL DEPUTY I/II	47/49	\$48,108.00	\$61,440.00	17
SHERIFF - JAIL	FOOD SERVICE MANAGER	51	\$40,442.00	\$49,157.00	1
SHERIFF - JAIL	COOK (CORRECTIONAL)	45	\$34,873.00	\$42,388.00	1
					<b>61</b>
SOCIAL SERVICES	DIRECTOR OF SOCIAL SERVICES	18	\$121,004.00	\$147,081.00	1
SOCIAL SERVICES	CHILD AND ADULT SERVICES MANAGER	14	\$99,550.00	\$121,004.00	1
SOCIAL SERVICES	ADMIN & FISCAL PROGRAM MANAGER	82	\$86,950.00	\$105,689.00	1
SOCIAL SERVICES	ELIBILITY / WORKFORCE PROGRAM MANAGER	82	\$86,950.00	\$105,689.00	1
SOCIAL SERVICES	SOCIAL WORKER SUPERVISOR II	79	\$80,742.00	\$98,143.00	2
SOCIAL SERVICES	SUPERVISING STAFF SERVICES ANALYST	78	\$78,773.00	\$95,749.00	1
SOCIAL SERVICES	STAFF SERVICES ANALYST III	74	\$71,364.00	\$86,744.00	2
SOCIAL SERVICES	SUPERVISING INTEGRATED CASE WORKER	72	\$67,926.00	\$82,564.00	1
SOCIAL SERVICES	SOCIAL WORKER I/II	63	\$54,390.00	\$66,111.00	2
SOCIAL SERVICES	SOCIAL WORKER IV	71	\$66,269.00	\$80,550.00	2
SOCIAL SERVICES	INTEGRATED CASE WORKER I/II	64	\$55,750.00	\$67,764.00	3
SOCIAL SERVICES	ELIGIBILITY SPECIALIST TRAINEE/I/II	59	\$49,275.00	\$59,894.00	4
SOCIAL SERVICES	ELIGIBILITY SPECIALIST III	63	\$54,390.00	\$66,111.00	1
SOCIAL SERVICES	FISCAL TECHNICAL SPECIALIST IV	63	\$54,390.00	\$66,111.00	1
SOCIAL SERVICES	FISCAL TECHNICAL SPECIALIST III	59	\$49,275.00	\$59,894.00	1
SOCIAL SERVICES	FISCAL TECHNICAL SPECIALIST II	55	\$44,640.00	\$54,261.00	2
SOCIAL SERVICES	FISCAL TECHNICAL SPECIALIST I	51	\$40,442.00	\$49,157.00	1
SOCIAL SERVICES	SOCIAL SERVICES AIDE	55	\$44,640.00	\$54,261.00	3
SOCIAL SERVICES	SENIOR SERVICES SUPERVISOR	63	\$54,390.00	\$66,111.00	1
SOCIAL SERVICES	SENIOR SERVICES COOK/DRIVER	45	\$34,873.00	\$42,388.00	3
					<b>34</b>
				Total of Totals:	<b>350.85</b>



**APPENDIX II.**

**BUDGET POLICY**

## **INTRODUCTION**

The most crucial policy setting action the Mono County Board of Supervisors performs every year is the adoption of a balanced budget. The budget development process takes months and requires collaboration from all its operating departments as well as the Board of Supervisors to propose an integrated spending plan that delivers public services for twelve months. The process includes an estimate of taxpayer resources available for appropriation. These revenues set the limit for required and discretionary spending that support public service delivery efforts. The budget communicates to our citizens their government's priorities for meeting community needs. Yet, budgetary decision-making must support only those efforts that are sustainable and fiscally responsible. The budget focuses all County efforts and ultimately drives employee behavior and decision making.

A budget policy is a shared understanding establishing goals aimed at allocating public resources that efficiently and effectively provide services to citizens and visitors within the County. While not all our shared goals are achievable every fiscal year, the existence of such goals serve to guide the Board of Supervisors in its decision-making. One of Mono County's Strategic Goals is to be fiscally resilient. This demonstrates the importance of financial sustainability beyond adopting a balanced budget as required by law in the County Budget Act. Instead, Mono County aims to adopt a structurally balanced budget where recurring revenues are equal to recurring spending. Once achieved, annual budget surpluses will fund reserves and one-time expenditures. Mono County's objective is to achieve and maintain explicit reserve balances equal to 25% of average General Fund spending.

The County of Mono developed its budget policy out of the experiences of the last three decades. We recognize that maintaining a conservative budget approach and prudently addressing unfunded liabilities while also ensuring the fiscal sustainability of the County's workforce and rebuilding adequate reserves are vital to sound fiscal management and achieving the Mono County Mission: to support all our communities by providing superior services while protecting our unique rural environment.

### **I. BALANCED BUDGET**

The County is required by state law to adopt a budget that is balanced. This means that total appropriations (or annual spending) cannot be more than estimated resources, which includes beginning fund balance plus anticipated revenues). This is the minimum criteria for budget adoption.

The County's goal is to adopt a structurally balanced budget which means that ongoing revenues are at least equal to ongoing spending. This ensures continuation of current services despite cyclical downturns in revenue streams. The elimination of reliance on fund balance to legally balance the budget is a key step towards achieving fiscal resilience.

## II. RESERVE BALANCES

Establishing and maintaining adequate reserve balances ensures the County retains the fiscal ability to maintain essential public services when events such as cyclical economic downturns cause temporary revenue losses. Given Mono County's tourism-based economy, the recommended minimum level of reserve balances is 25% of average annual general fund spending. Additional specific reserve accounts should be established as the need for future resources arises to pay for long-term capital, facility, and infrastructure projects.

- A. Establish and maintain a general reserve balance of at least 10% of the average annual general fund expenditures. The purpose of the general reserve balance is to provide spending resources in case of emergencies, as enumerated in Government Code Section 29127 of the County Budget Act. The general reserve is to be carried forward in the budget from year to year. Except in cases of legally declared emergencies, the general reserve is established, cancelled, increased, or decreased only at the time the budget is adopted.
- B. Establish and maintain an economic stabilization balance of at least 15% of the average annual general fund expenditures. The purpose of the economic stabilization balance is to provide resources to support the workforce and the delivery of essential public services during an economic downturn having a negative effect on the County's revenues.
- C. When the fiscal year budget permits, the Board will consider placing prior year unspent expenditure contingencies and any portion of the prior year fund balance in the economic stabilization reserve.
- D. As resources become available, the Board of Supervisors will establish additional reserve accounts for the purpose of accumulating funds for specific long-term purposes such as retirement of long-term debt, paying down unfunded liabilities, paying for facility improvements, and funding infrastructure replacement or expansion projects.

## III. EXPENDITURE CONTINGENCY ACCOUNT

Each budget shall establish an appropriation for expenditure contingencies at a minimum level of 1% of the budgeted general fund expenditures (but not to exceed 10% of total appropriations) in each fiscal year for unanticipated expenditures. All expenditures from the contingency account are at the discretion of the CAO and Board of Supervisors. As required by State law, any transfer of contingency to another budget unit within the General Fund requires a 4/5ths vote of the Board of Supervisors. For more detail on the expenditure contingency appropriation, please see the General Fund Contingency Appropriation Policy.

## IV. GENERAL FUND CONTINGENCY APPROPRIATION POLICY

It is observed that the absence of a specific General Fund (GF) Contingency Appropriation policy contributes to over-estimating of budgeted expenditure amounts and leads to a widening gap between fiscal year budgeted appropriations and actual expenditures where budgeted appropriations at the account level exceed actual expenditures by more than five percent. It is also believed this situation artificially increases the GF structural budget deficit and impacts the Board of Supervisors (BOS) financing decisions. While the County's past budget policy requires adoption of a GF Contingency Appropriation account at a minimum level of 1% of the budgeted GF expenditures, it provides no guidance about the use of this contingency balance during the fiscal year.

This General Fund Contingency Appropriation policy is designed to provide GF departments with the framework to tighten budgetary cost controls at the account level for the purpose of achieving a structurally balanced budget. The objective is to establish and maintain a GF contingency appropriation in each year's budget to accommodate unexpected increases in expenditures, which could not have reasonably been anticipated at the time the budget was developed. It is to provide a margin of safety and a source of temporary funding to GF departments to encourage an attitude of cost control within each account. It is further intended to promote collaborative teamwork in managing the finances of the County's GF.

This section of the policy has five elements as noted below:

1. Scope
2. Compliance with applicable Government Code (GC) sections
3. Establishing the contingency appropriation
4. Use of the contingency appropriation

#### 1. Scope

This policy applies only to the County's General Fund.

The contingency appropriation is not a contingency reserve. A contingency reserve is a budgetary provision setting aside a portion of the GF fund balance (carryover) for an identified purpose. It is not a financing source in the County's annual budget. This policy directs the creation of a contingency appropriation in the County's annual budget and equals the amount which is set aside each year to be appropriated for that year's unforeseen expenditure requirements.

#### 2. Compliance with Applicable Government Code Sections

The County shall adhere to the County Budget Act (Act) which is referenced in GC 29000 through GC 29144, and is also included in Appendix B of the County Budget Guide (2010 Edition, Revision #1) issued by the California State Controller's Office. This policy is to be consistent with all provisions of the Act affecting appropriations for contingencies which are restated in this section. This section is provided as a summary only and not meant to be a full recitation of the County Budget Act or laws governing county budgets.

GC 29006: The adopted budget shall include, at a minimum, estimated or actual amounts by fund for ... (d) appropriations for contingencies.

GC 29084: The budget may contain an appropriation(s) for contingencies in such amounts as the BOS deems sufficient.

GC 29125: Transfers and revisions to appropriation for contingencies is made by formal action of the BOS, by a four-fifths vote.

GC 29126: For any appropriation in whole or in part that is not needed, the Board of Supervisors may cancel the unneeded appropriation and transfer the amount to appropriation for contingencies.

### 3. Establishing the Contingency Appropriation

Subject to BOS approval, the County will establish a GF contingency appropriation with each budget cycle using the guidelines provided in this section.

The amount of the GF contingency appropriation is targeted at a minimum of 1% but no more than 10% of budgeted GF expenditures (not including this GF contingency appropriation).

The GF contingency appropriation will be established and/or adjusted with each budget cycle, will be included as a separate department of the GF budget, and the balance left in the contingency appropriation at the end of each fiscal year will terminate and lapse as a contribution to GF carryover fund balance.

The GF contingency appropriation cannot be more than the following for each budget year:

Total GF funding sources  
Less all other GF appropriations  
Plus amounts available from GF unassigned fund balance.

In times of declining revenues and/or budget deficits, the BOS may temporarily eliminate or reduce the GF contingency appropriation until the fiscal crisis is resolved.

The amount of the contingency appropriation may be adjusted by 4/5ths vote of the BOS at any time during the fiscal year after the adoption of the County's final budget.

### 4. Use of the Contingency Appropriation

Only GF departments may request use of the contingency appropriation.  
The department initiates a request for use of the contingency appropriation in either of two ways:

- By submitting an individual agenda item through the County's agenda software program which must be reviewed by the CAO, County Counsel, and the Finance Department prior to being placed on the Board's agenda. The agenda transmittal must include a statement by the department justifying the use of the contingency appropriation consistent with this policy.
- By requesting the use of the contingency appropriation, as instructed, during the mid-year (or other intra-period) budget review process. The Department must document their justification for the use of the contingency appropriation consistent with this policy.

Transfer from the contingency appropriation must be approved by the BOS with a 4/5ths vote prior to recording the requested transfer.

Use of the contingency appropriation is allowed for the following reasons and circumstances:

- Unforeseen expenditures that could not have been anticipated at the time the annual budget was adopted.
- When the department is impacted by legislative changes not known at the time of budget development and which has a negative impact on the department's expenditures (ie..increases expenditures).
- Increases in expenditures necessary to maintain current service levels.
- Economic events that increase vendor costs such as utility rate increases or an increase in a vendor's rates.
- Unanticipated operational changes.

Use of contingency should not be used to fund new expenditures of an on-going nature.

Prior to requesting use of the contingency appropriation, the department must have:

- No unanticipated revenue that has not been appropriated.
- No other appropriations within its own budget which can be reallocated to cover the budget shortfall.
- No other appropriation available in another fund that it controls that can be legally applied to cover the budget shortfall.

## **V. FUND BALANCES**

Government Accounting Standards Board (GASB) Statement Number 54 requires the County to segregate fund balances into five basic categories. These categories are:

1. *Nonspendable fund balance* (such as inventories or prepaid expenditures) is used for amounts that are not in spendable form to segregate them in fund balance so that it cannot be appropriated.
2. *Restricted fund balance* (such as creditors, grant providers or contributors) is used for amounts restricted to specific purposes by external parties.
3. *Committed fund balance* (to cover commitments the Board of Supervisors has made) is used for amounts determined by formal action (i.e., resolution) of the Board of Supervisors to be used for a specific purpose.
4. *Assigned fund balance* (such as covering deficit fund balances) is used for amounts intended to for a specific purpose and can be established by the Board or the CAO.
5. *Unassigned fund balance* (everything not included in the other types of fund balance).

Restricted, committed, assigned, and unassigned fund balance amounts together constitute spendable fund balance and these amounts are available for appropriation and use in balancing next year's budget.

The Finance Director is responsible for segregating each fund balance by category and amount and informing the CAO and the Board of Supervisors of the amount of spendable fund balance available for use in balancing the budget for the upcoming year.

## **VI. STRATEGIC PLANNING**

The County uses a strategic planning process for setting priorities and making budgetary decisions. This allows development, initiation, and funding of new or revised programs over a five-year period, in sync with a comprehensive planning process that establishes the Board's priorities for satisfying long-term community needs. All new or revised services are evaluated within the framework of the five-year strategic plan. The strategic plan is updated every year to span a five-year period.

## **VII. FISCAL MANAGEMENT**

Mono County uses fiscal management principles to ensure resiliency by:

1. Maintaining a conservative budgeting approach. This means to limit budget deficits whenever possible. Concerning revenues, it requires forecasting that is not overly optimistically but instead relies on accepted analytical methodologies such as historical trends and economic indicators as the basis for estimating revenues. Concerning expenditures, it requires limiting spending amounts based on work plans to continue delivery of existing public services.

2. Annually consider reduction of long-term debt and unfunded liabilities.
3. Establish an equitable basis for allocating internal costs to all service users.
4. Review fees periodically. Fees should be calculated to include all actual costs of providing the service, including overhead. Only the Board of Supervisors can decide to set a fee at less than its cost to provide the service. Adjust and establish new fees as needed.
5. Incorporate long-term financial planning into the budget cycle to guide financial decision-making.

Budget adjustments are allowed throughout the fiscal year. Interdepartmental budget adjustment requests of net-0-changes are allowed throughout the year with appropriate approvals (see “Appropriation Transfer Request” form).

Budget adjustments requiring Board of Supervisors approval include:

- a.) Transfers and revisions to the adopted appropriations:
  - i. If between funds, by four fifths vote.
  - ii. If transfers from appropriation for contingencies, by four fifths vote.
  - iii. If between budget units within a fund if overall appropriations are not increased, by a majority vote
  - iv.
- b.) The board may designate the administrative officer or auditor to approve transfers and revisions of appropriations within a budget unit if overall appropriations of the budget unit are not increased

## **VIII. INFRASTRUCTURE AND FACILITIES**

Consider contributions from the general fund, grants and state/federal allocations, annually or whenever available, for the improvement of county infrastructure and facilities. Incorporate plans to improve infrastructure and facilities into long-term plans and prioritize setting aside funds to pay for these projects (but also see the County Debt Policy about borrowing to pay for large projects). Work with regional partners to reduce County costs for maintaining and improving the County infrastructure and facilities which is shared with other jurisdictions.

Plan for new facilities only if operating and maintenance costs for those facilities are fully recognized and accounted for in multi-year financial plans. Provide adequate routine maintenance each year to avoid the higher cost of deferred maintenance.

## **VIII. NEW SERVICES**



Add new services only after identifying a need (see section on strategic planning) and only when adequate resources for staffing and on-going operational funding are available in multi-year financial plans.

## **IX. GUIDELINES FOR OPERATIONAL EFFICIENCIES**

1. Provide County services in the most cost effective and operationally efficient manner.
2. When program funding is cut or eliminated, reduce, or eliminate the program accordingly, unless otherwise mandated.
3. Provide staffing levels that consider multi-year needs, reasonable workload per employee, and minimize the possibility of layoffs or furloughs resulting from inadequate revenues.
4. For special projects or certain expertise in the short-term, utilize temporary employees (not to exceed 1,000 hours) and consultants.
5. Utilize community expertise on a voluntary basis, as appropriate.
6. Ensure that fee-supported services are staffed appropriately to render the services for which customers have paid. Minimize the use of subsidies to support continuation of such services.
7. Work through partnerships, JPA's, and regional relationships to share costs for local programs whenever possible.

## **X. EMPLOYEE DEVELOPMENT**

Attract and retain competent employees for the County work force by compensating employees fairly (consistent with smaller rural counties), provide adequate training opportunities, ensure safe working conditions, and maintain a professional work environment. For additional policy direction, see the Compensation Philosophy Statement Adopted by the Board of Supervisors.

## **XI. ECONOMIC DEVELOPMENT**

Achieve organized, sustainable community development for the communities and citizens of Mono County through the budget process by providing an expanded and diversified economic base while preserving our scenic beauty, open space, small town charm and historical assets.

## **XII. BUDGET DEVELOPMENT**

- A. The County will develop an operating budget with constraints. The budget team estimates resources available, costs out workforce as well as non-discretionary spending. An operating budget with the above fixed costs incorporates the following elements:
  - 1. The same staffing levels and the same allocated classifications as prior year's adopted budget.
  - 2. A-87 charges for applicable departments.
  - 3. Debt Service (Civic Center, Pension Obligation Bond EMS and Jail)
  - 4. General Liability and Workmen's Comp Insurance
  - 5. Internal Service Rates (Motor Pool program, Technology Refresh, Copier pool program) The County will allow for departments to propose budgets to the CAO's office for review.
  
- B. The CAO will propose a Recommended Budget to the Board of Supervisors to consider both resources and priorities based on the Strategic Plan and make recommended adjustments for the Final budget for adoption.
  
- C. The role of department heads is to develop a fiscally responsible department budget with consideration of the priorities coming out of the Strategic Plan and consistent with past spending patterns and known revenue sources.
  
- D. The role of the CAO, as the County's chief budget officer, is to recommend a budget to the Board of Supervisors.
  
- E. The Board will consider the budget during a workshop and provide direction to CAO and staff for changes for the Final Budget.
  
- F. The general budget development timeline includes:
  - 1. Establish budget calendar – January
  - 2. Develop fixed costs of budget, estimate discretionary revenues, and cost internal services and workforce amounts – February
  - 3. Strategic planning and integration of the capital improvement plan – February
  - 4. Mid-Year Budget review and Budget adjustments - February

5. Any proposed allocation list changes are submitted for consideration and moratorium is placed on requesting staff changes
6. Third quarter evaluation of Budget to Actuals takes place in April
7. Departments submit their proposed budgets and meet one-on-one with the budget development team – April/May
8. Budget workshop with Board to development of the recommended budget – May
9. Public hearing and budget adoption – by June 30

**APPENDIX III.**

**BUDGET GLOSSERY**

# Budget Glossary

**Adopted Budget:** The budget document formally approved by the Board of Supervisors after the required public hearings and deliberations on the Recommended Budget.

**Appropriation:** An authorization by the Board of Supervisors from a specific fund to a specific agency or program to make expenditures or incur obligations for a specified purpose and period of time. The budget contains many items of appropriation. These appropriations are limited to one year unless otherwise specified.

**Budget Unit:** Similar to sub-accounts within budgets; created for tracking expenditures or revenues which must be accounted for separately.

**Capital Expenditures:** Expenditures incurred for the improvement to or acquisition of land, facilities and infrastructure.

**Capital Improvement Plan (CIP):** A mid-range plan, usually four to ten years, which identifies capital projects and equipment purchases, provides a planning schedule and identifies options for financing the plan.

**Contingencies:** A budgetary provision representing that portion of the set aside to meet unforeseen expenditure requirements or to offset revenue shortfalls during the fiscal year. Contingencies may be budgeted for specific funds or groups of funds.

**Debt Service:** Annual principal and interest payments that local government owes on borrowed money.

**Enterprise Fund:** A fund established to account for operations that are financed and operated in a manner similar to private business enterprises (e.g. water, gas and electric utilities; airports; parking garages; or transit systems). The governing body intends that the costs of providing goods and services to the general public on a continuing basis be financed or recovered primarily through user charges.

**Expenditures:** Actual spending of funds authorized by an appropriation.

**Fee for Services:** Fees charged for certain services provided to citizens and other public agencies. Examples of these fees include: planning and public works services such as sale of plans and specifications and blueprints, and plan or map check fees; park facilities usage including camping, parking and picnic area usage; document recording services, certified copies of vital statistics; animal services such as vaccination and impound fees.

**Final Budget:** The Adopted Budget adjusted by all revisions throughout the fiscal year as of June 30.

**Fiscal Year (FY):** A 12-month period to which the annual operating budget applies and at the end of which a government determines its financial position and the results of its operations. The County of Mono's fiscal year is July 1 through June 30.

**Full Time Equivalent (FTE):** In concept, one person working full-time for one year. A normal fiscal year equals 2,080 staff hours. Two workers, each working half that number of hours, together equal one staff year. County salaries and benefits costs are based on the total number of FTEs approved in each budget unit.

**Fund:** A fiscal and accounting entity in which cash and other financial resources, all related liabilities and equities or balances, and changes therein, are recorded and segregated to carry on specific activities or attain certain objectives in accordance with special regulations, restrictions or limitations. Funds may contain one or more budget units.

**Fund Balance:** The amount of dollar resources remaining in a fund at year's end. Usually this is the difference between total expenditures and total resources of a fund.

# Budget Glossary

## Fund Balance Types:

- **Nonspendable Fund Balance:** Amounts that cannot be spent because they are either (1) not in spendable form or (2) legally or contractually required to be maintained intact.
- **Restricted Fund Balance:** When constraints placed on the use of the resources are either (1) externally imposed by creditors, grantors, contributors, or laws or regulations of other governments; or (2) imposed by law through constitutional provisions or enabling legislation.
- **Committed Fund Balance:** Amounts that can only be used for specific purposes pursuant to constraints imposed by formal action of the Board of Supervisors. These committed amounts cannot be used for any other purpose unless the government removes or changes the specified use by taking the same type of action it employed to previously commit these amounts.
- **Assigned Fund Balance:** Amounts that are constrained by the Board's intent to use the funds for specific purposes, but are neither restricted nor committed.
- **Unassigned Fund Balance:** The residual classification for the General Fund. This classification represents fund balance that has not been assigned to other funds and that has not been restricted, committed, or assigned to specific purposes within the General Fund.

**General Fund:** The County's primary operating fund, which is used to account for all financial resources, except those required to be accounted for in another fund.

**Generally Accepted Accounting Principles (GAAP):** The uniform minimum standards and guidelines for financial accounting and reporting. They govern the form and content of the financial statement of an entity.

**General Purpose Revenue:** Revenue derived from sources not specific to any program or service delivery that may be used for any purpose that is a legal expenditure of County funds. Examples of General Purpose Revenue include property taxes, sales taxes, transient occupancy taxes, court fines, real property transfer tax and miscellaneous other sources. There are no restrictions as to the use of these monies - often referred to as discretionary revenue.

**General Reserve:** A reserve established to address unforeseen catastrophic situations. The general reserve can only be established or adjusted during the annual budget adoption process and is not available except during a legally declared emergency. Generally accepted accounting principles (GAAP) and Mono County policy provide that a local government should maintain a general reserve between 5% and 15% of expenditures.

**Goal:** A long-term organizational target or direction of development. It states what the organization wants to accomplish or become over the next several years. (Bryson)

**Government Finance Officers Association (GFOA):** An organization comprised of government accounting and finance professionals throughout the United States and Canada, whose goals include but are not limited to improving financial management practices and encouraging excellence in financial reporting and budgeting by state and local governments.

**Internal Service Fund (ISF):** A proprietary type fund used to account for the financing of goods or services provided by one department to other departments of the County, or to other governmental units, on a full cost-reimbursement basis, including replacement of capital.

**Maintenance of Effort (MOE):** Occasionally required by state law or by an initiative, it requires the county to maintain a designated base level of spending, usually in order to receive additional revenues.

**Mandate:** A requirement from the State or federal government that the County perform a task, perform a task in a particular way, or perform a task to meet a particular standard.

**Mission:** What the County is striving to do over a continuous period of time; its organizational purpose.

**Net County Cost:** Budgeted appropriations less estimate of revenue anticipated. The amount of General Fund dollars needed to balance the proposed budget.

**Objective:** A measurable target that must be met on the way to attaining a goal. A statement of anticipated accomplishment, usually measurable and time bound.

# Budget Glossary

**Operating Transfers:** Operating transfers result when one fund provides a service on behalf of another fund or when one fund transfers revenues to fund expenditures in another fund. The providing fund budgets the amount required by the other fund in the "Operating Transfer Out" expenditure account. The receiving fund budgets the amount in one of the "Operating Transfer In" revenue accounts.

**Realignment Funds:** These funds come from vehicle license fee and sales tax revenue collected by the state and allocated to counties. The funds are a "backfill" of the loss of state General Fund support or a shift of program responsibility from the state to the county for health, social services and youth corrections.

**Recommended Budget:** The budget document developed by the CAO and county departments and formally approved by the Board of Supervisors to serve as the basis for public hearings and deliberations prior to the de-termination of the adopted budget.

**Requested Budget:** The budget as submitted and requested by the division, department or district.

**Reserves:** A portion of fund equity that is set aside and not appropriated or spent, or that is legally or contractually restricted for a specific future.

**Revenues:** Amounts received from taxes, fees, permits, licenses, interest earnings and intergovernmental sources.

**Special Revenue Fund:** A fund used to account for the proceeds of specific revenue sources that are legally restricted to expenditures for specified purposes. Usually eligible expenses are very specific and known to a reasonable degree of accuracy.

**Strategic Goal:** A long-term organizational target or direction of development. The established long range priorities that the organization strives to achieve.

**Unreserved/Undesignated Fund Balance:** The portion of fund balance that is available for financing the budget requirements for a current or future fiscal period. Also known as spendable fund balance.

# Budget Glossary

## ABBREVIATIONS

- CAO:** Chief Administrative Officer
- CDBG:** Community Development Block Grant
- CSA:** County Service Area
- CSAC:** California State Association of Counties
- CSS:** Department of Child Support Services
- CWS:** Child Welfare Services
- FEMA:** Federal Emergency Management Agency
- FY:** Fiscal Year
- GAAP:** Generally Accepted Accounting Principles
- GASB:** Governmental Accounting Standards Board
- GFOA:** Government Finance Officers Association
- GIS:** Geographic Information System
- IHSS:** In-Home Supportive Services
- ISF:** Internal Service Fund
- IT:** Information Technology
- NACO:** National Association of Counties
- OES:** Office of Emergency Services
- OPEB:** Other Post Employment Benefit
- TOT:** Transient Occupancy Tax
- VLF:** Vehicle License Fees



**APPENDIX IV.**

**STRATEGIC PLAN UPDATE**



# MONO COUNTY **STRATEGIC PLAN** UPDATE 2022-2024





## STRATEGIC PLAN UPDATE 2022-2024

---

Message from the Board Chair	1
About Mono County	2
Governance	3
Mono County Supervisors	4
Our Mission Our Vision Our Values	5
Executive Summary	6
Core Services	7
Strategic Plan Update – Input	8
Strategic Focus Areas	9
Safe and Healthy Communities	10
A Thriving Economy	11
Workforce & Operational Excellence	12
Sustainable Public Lands	13



# MESSAGE FROM THE BOARD CHAIR

On behalf of the Mono County Board of Supervisors, it is my honor to share with you our updated Strategic Plan.

Our plan serves as part of the foundation for Mono County government, as we provide critical services to our community. It also offers a unique focus necessary for the adaptive nature of California counties. Among many other elements, our Strategic Plan expresses a set of values to which we subscribe in addressing the needs of Mono County's residents, visitors and businesses.

The Strategic Plan is a pathway to future accomplishments we can generate together. However, it does not relieve our organization of its parallel and ongoing responsibility to carry out hundreds of laws and mandates, encompassing more than half of our daily work lives. Our employees do not take these responsibilities lightly, completing those tasks while concurrently focusing tremendous effort on local initiatives and projects that improve our quality of life.

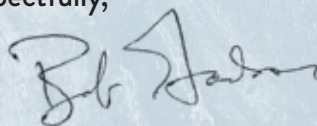
The Board of Supervisors and executive leadership provided strategic planning input with a focus driven by decades of public service experience in support of our wonderful county. Contributions before and during the process have been exceptionally valuable. Over 150 public surveys were completed, with introductions to the survey through the county's website, a webinar, direct mailers and several meetings with all Regional Planning Advisory Committees (RPACs). All input received, whether from Board members, employees or our community members, assists us in refining our priorities and strategies.

Our internal and external partnerships are only as strong as our organizational foundation. The key to that foundation is our most important asset, Mono County employees. As a service-based organization, our leadership must provide a common set of values, a meaningful mission and set a direction to work collaboratively in our communities.

I would personally like to thank my colleagues and our employees who steadfastly supported planning efforts and worked to produce this well thought out and flexible update. Their contributions and leadership are invaluable.

We are committed to serving all in Mono County and achieving long lasting outcomes while successfully navigating any challenges we face. Thank you again to everyone for their input, participation and commitment to Mono County.

Respectfully,



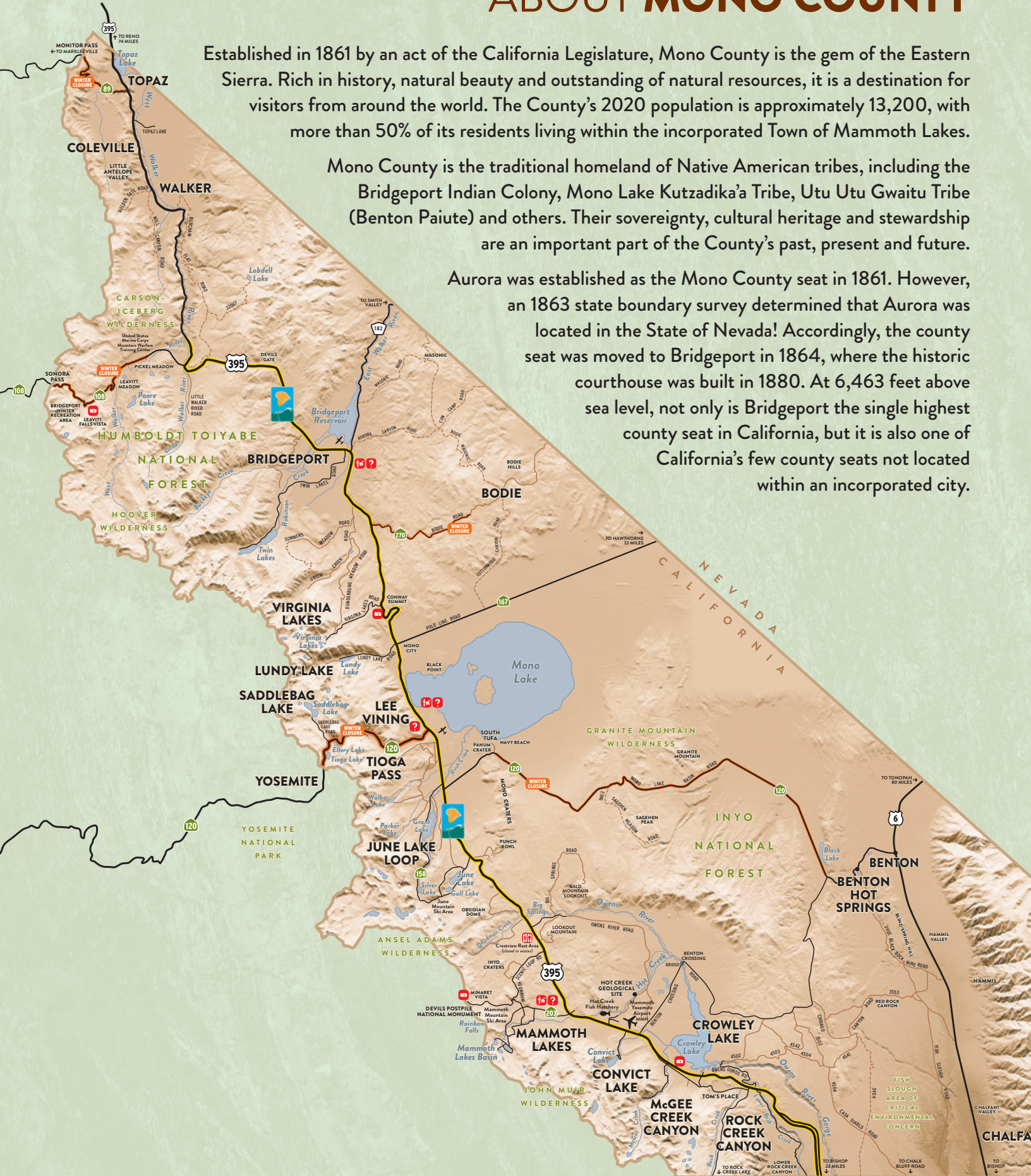
Bob Gardner, Chair  
Mono County Board of Supervisors

# ABOUT MONO COUNTY

Established in 1861 by an act of the California Legislature, Mono County is the gem of the Eastern Sierra. Rich in history, natural beauty and outstanding of natural resources, it is a destination for visitors from around the world. The County's 2020 population is approximately 13,200, with more than 50% of its residents living within the incorporated Town of Mammoth Lakes.

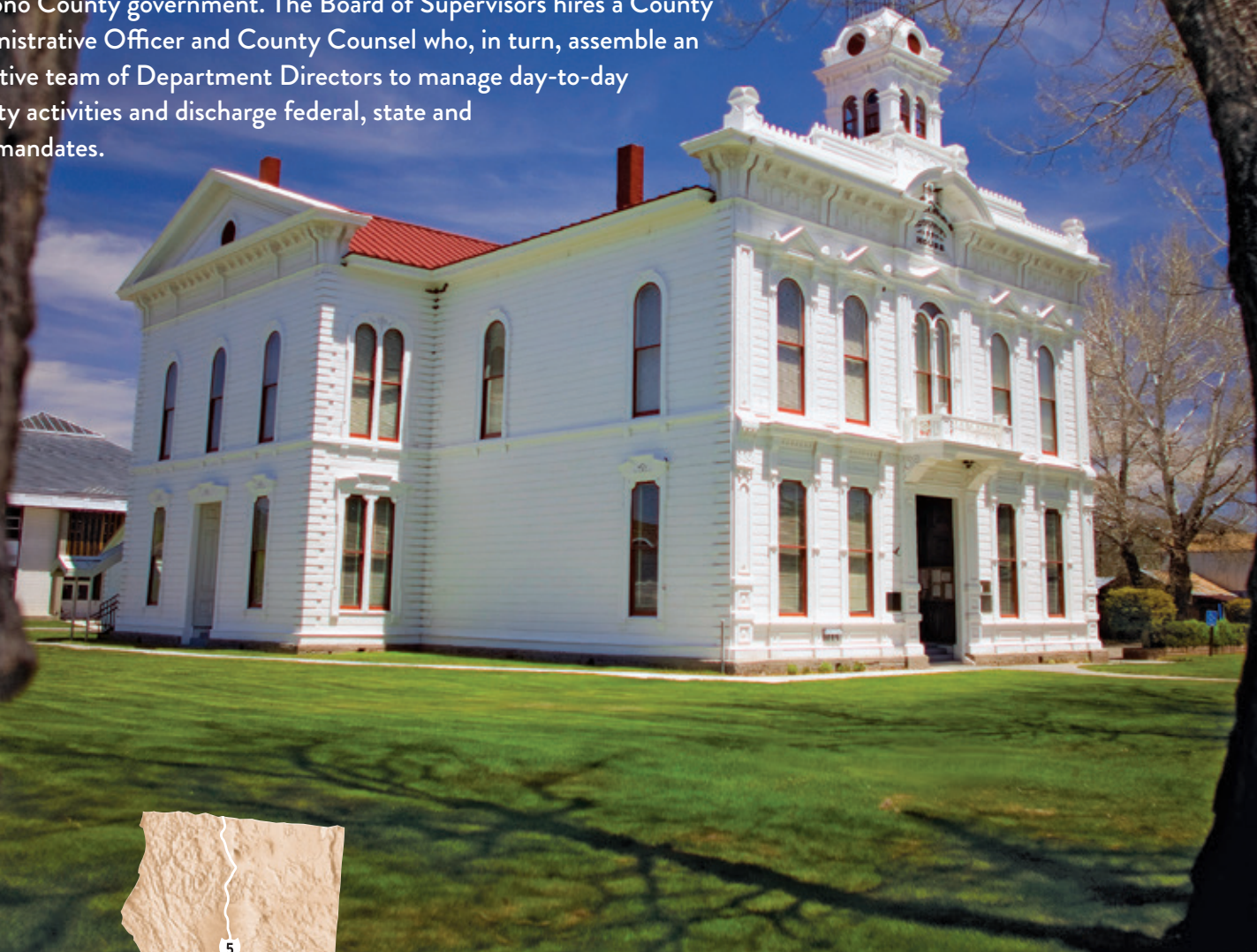
Mono County is the traditional homeland of Native American tribes, including the Bridgeport Indian Colony, Mono Lake Kutzadika'a Tribe, Utu Utu Gwaitu Tribe (Benton Paiute) and others. Their sovereignty, cultural heritage and stewardship are an important part of the County's past, present and future.

Aurora was established as the Mono County seat in 1861. However, an 1863 state boundary survey determined that Aurora was located in the State of Nevada! Accordingly, the county seat was moved to Bridgeport in 1864, where the historic courthouse was built in 1880. At 6,463 feet above sea level, not only is Bridgeport the single highest county seat in California, but it is also one of California's few county seats not located within an incorporated city.



# GOVERNANCE

Mono County is governed by five elected County Supervisors who serve as the County's legislative and executive body, providing policy direction for all branches of Mono County government. The Board of Supervisors hires a County Administrative Officer and County Counsel who, in turn, assemble an executive team of Department Directors to manage day-to-day County activities and discharge federal, state and local mandates.



Mono County encompasses 3,030 square miles, of which 94% (2,845 square miles) is public land. Its diverse landscape with picturesque seasons, recreational opportunities, and a rural quality of life makes Mono County not only a destination for millions to visit, but a comfortable and welcoming place for individuals and families to call home.

# MONO COUNTY SUPERVISORS




SUPERVISOR,  
DISTRICT 1  
**Jennifer Kreitz**



SUPERVISOR,  
DISTRICT 2  
**Rhonda Duggan**



SUPERVISOR,  
DISTRICT 3  
**Bob Gardner**



# OUR MISSION

To support all our communities by delivering superior services while protecting our unique rural environment

# OUR VISION

Outstanding  
Community Services  
Quality of Life  
Beyond Compare

# OUR VALUES

Collaboration  
Integrity  
Innovation  
Outstanding  
Customer Service



SUPERVISOR,  
DISTRICT 4  
**John Peters**



SUPERVISOR,  
DISTRICT 5  
**Stacy Corless**



# EXECUTIVE SUMMARY

We are excited to present this updated Strategic Plan for Mono County government. Over the last 7 months, elected officials, staff and residents have worked hard to identify our priorities, strengths and opportunities.

Moving forward, with quarterly status reports and annual reviews, this document will serve as a guide to achieving more for Mono County's communities and government organization. Broad input from our communities has brought to light numerous opportunities on which we are now positioned to capitalize.

Our focus on listening to staff and communities alike has created a stronger partnership to fulfill the priorities we share with you here.

Experiencing a tragic pandemic over the last several years that has impacted our everyday lives, we are more than ready to move forward—investing, collaborating and creating an environment driving quality outcomes for our neighbors, businesses and visitors.

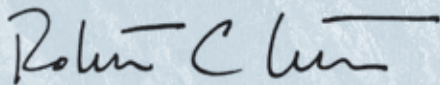
The unprecedented scale and pace of change makes today's operating environment more complex than ever before. Progress—or even maintaining the *status quo*—requires greater collaboration among external and internal partners. Issues both critical and commonplace are addressed in an atmosphere of growing scrutiny.

Simply put, never before have local governments needed to be more effective, efficient and accountable. That starts here and now, with our organization and its employees reaching successful outcomes via successful internal and external partnerships.

The diverse sources contributing to this updated Strategic Plan exemplify the kind of partnerships necessary for success. While we cannot include every idea or comment provided during the process, we focused on common themes, and issues important to everyone.

Words cannot express how appreciative I am to be part of Mono County and our incredible organization. Everyone's kindness, energy and commitment contribute to the great quality of life we enjoy here.

Sincerely,



Robert Lawton  
County Administrative Officer





# CORE SERVICES

California's 58 counties vary significantly in specific needs. From vast landscapes focused on agriculture, recreation or tourism to concentrated population centers of hundreds of thousands to millions of people and lower population counties that are considerably larger in square mileage can present local public service challenges. Considering such diverse complexities, counties prioritize projects or initiatives that provide the best "local" benefit. Working hard to achieve local priorities, like experiences of rural counties, or unique to Mono County, is important to the Board of Supervisors.

Not identified as a Strategic Focus Area, but essential to meeting the needs of Mono County communities, are a broad range of Core Services. In expressing nearly 500 Core Services, the authors of Mono County's 2019-2024 Strategic Plan accurately portrayed the essential functions performed by all county departments. The Core Services matrices also demonstrate a direct correlation to priorities that may not specifically be state or federal mandates but may have several mandated services woven into their workplans, such as specific projects or grants.

While the current Core Services list may not be all-inclusive due to the Legislature's approval each year of numerous new mandates, it is important to note that, as currently stated, such mandates make up nearly 60% of Mono County's daily employee work tasks. For California counties, as arms of the State of California, mandate performance is predicated on associated funding, of which a large portion is specifically allocated for our vulnerable populations.

As a public service organization, we strive to balance local priorities with carrying out state and federal mandates. As noted, these mandates have tremendous value to many individuals and families. Striking that balance is key considering resource constraints and current and future staffing levels. Regardless of what local or state mandated task may be before us, our commitment is to serve Mono County residents and visitors consistent with our values of Collaboration, Integrity, Innovation and Outstanding Customer Service.



# STRATEGIC PLAN UPDATE – INPUT

Over the course of several months, numerous sources of input were sought for development of the Strategic Plan Update. Internal sources of input from Mono County’s governmental organization were achieved through workshops and interviews from members of the Leadership Team and the Board of Supervisors.

Importantly, public input was sought by holding a webinar, summarizing the current Strategic Plan and the update process. A survey was developed for community members to provide input by identifying their top seven priorities out of twenty priorities listed and to provide narrative comments as appropriate. (The public survey yielded 154 responses.) Regional Planning Advisory Councils (RPACs) were also informed of the survey at their respective meetings, seeking input.

## TOP 10 PRIORITIES AS DETERMINED BY RECEIVING THE MOST TOP 7 RANKINGS:

Safe and Affordable Housing.....	73%
Rural Infrastructure (roads, Internet access) and services ....	56%
Preservation and Enhancement of Public Lands .....	55%
Quality of Life for Children .....	53%
Disaster / Emergency Preparedness .....	44%
Quality of Life for Aging Population .....	38%
Health Promotion and Disease Prevention .....	38%
New Business Development and Business Retention .....	37%
Access to Behavioral Health and Substance Abuse Prevention & Treatment Services .....	36%
Reducing Poverty and Hunger .....	33%

# STRATEGIC FOCUS AREAS

The following Strategic Focus Areas are meaningful and essential to the success of our communities. As indicated in the following pages, objectives are identified to accompany these focus areas, leading to action items the organization can accomplish, together, with their communities. Further discussions will occur concerning the inclusion of timelines, the identification of lead departments and adjustments as necessary.

## SAFE AND HEALTHY COMMUNITIES



## A THRIVING ECONOMY



## WORKFORCE & OPERATIONAL EXCELLENCE



## SUSTAINABLE PUBLIC LANDS



# SAFE AND HEALTHY COMMUNITIES

OBJECTIVE	ACTION ITEM	LEADS	TIME FRAME
<b>Enhance Emergency Management Functions</b>	BOS approval of the creation of an Office of Emergency Management	County Administration	COMPLETED
	Recommend to the BOS necessary OEM funding for appropriate emergency functions	County Administration	SPRING 2022
	Recruit and hire an Emergency Services Manager and staff as appropriate	County Administration, Human Resources	SPRING 2022
	Subsequent to the current project implementing the early warning system, create an inventory of key evacuation routes	County Administration, Sheriff's Department, Public Works	FALL 2023
<b>Improve Rural Infrastructure</b>	Continue to enhance existing broadband access/affordability in Mono County	Information Technology, County Counsel	ONGOING
	Complete the Emergency Radio System	County Administration, Information Technology	BY JUNE 2023
	Complete construction of the new jail	County Administration, Public Works, Sheriff's Department	JUNE 2025
	Through a current funding award, assess Special District Capacity and needs to support increased housing density	Community Development	JUNE 2024 (This is the grant deadline. Two proposals have not yielded a qualified consultant. Further attempts will be conducted by CDA.)
<b>Behavioral Health Services Access</b>	Continue to determine needs and enhance access to behavioral health services	Behavioral Health, Behavioral Health Advisory Board	DECEMBER 2022
	Develop a report to be delivered to the BOS that identifies overdose deaths and suicides (historical and current) in the county and recommended prevention actions	Behavioral Health, Behavioral Health Advisory Board	AUGUST 2022
<b>Solid Waste Collection and Disposal</b>	Develop a new county-wide solid waste transfer and disposal system to replace Benton Crossing Landfill (slated to close in 2023)	County Administration, Public Works	JANUARY 2023
<b>Enhance the Quality of Life for our Children and Aging Population</b>	Develop a comprehensive report to the Board that identifies current and potential future programs and policies that will enhance the quality of life for all in Mono County	County Administration, Public Health, Children's System of Care, Social Services, Behavioral Health	FALL 2022
	Probation to collaborate with justice partners to ensure systems and programs are implemented to minimize the number of youth involved in the justice system	Probation	SUMMER/FALL 2022

# A THRIVING ECONOMY

OBJECTIVE	ACTION ITEM	LEADS	TIME FRAME
<b>Address Shortage of Affordable Housing</b>	Hire a Housing Opportunities Manager to represent the organization	County Administration, Human Resources	COMPLETED
	Appoint a Board ad-hoc committee to review and visit other county affordable housing plans, funding and projects	Board of Supervisors, County Administration, Housing Opportunities Manager	AUGUST 2022
	Develop a new/updated multi-year plan for affordable housing	Housing Opportunities Manager	SPRING 2023
	Identify additional sources of funding to commit to affordable housing	County Administration, Housing Opportunities Manager	ONGOING
	Update BOS policies for affordable housing; including streamlined processes and options to incentivize building of units	Housing Opportunities Manager, Community Development	DECEMBER 2022 (ONGOING)
	Provide the BOS a quarterly update on affordable housing activities	Housing Opportunities Manager	JULY 2022
<b>Support and Retain the Existing Business Community</b>	Continue to provide opportunities for business financial/technical assistance programs through local, state and federal funding opportunities to aid in the post pandemic recovery	Economic Development, County Administrator, Finance Department	ONGOING
	Create an annual business appreciation event to celebrate Mono County businesses	Economic Development	2022
<b>Enhance and Strengthen Mono County Tourism Sector Utilizing Responsible Recreation Messaging</b>	Focus tourism marketing efforts on shoulder seasons and less visited locations in the county to grow year-round business levels	Economic Development	ONGOING
	Collaborate with federal and state land management agencies, local agencies, partners, and tourism businesses, to educate visitors regarding sustainable and responsible recreation practices	Economic Development, County Administration	ONGOING
	Work with Visit California and Mammoth Lakes Tourism to rebuild international tourism post pandemic	Economic Development	ONGOING
<b>Diversify the Economy</b>	Develop and implement a plan that identifies opportunities for a flexible economy based on attracting businesses from sectors outside the tourism/recreation industry	Economic Development	JANUARY 2023
	Explore opportunities to expand and enhance sustainable tourism opportunities, such as off-highway vehicle activities, using current county infrastructure and other public lands	Economic Development	ONGOING
<b>Economic Data</b>	Provide quarterly reports on Mono County economic data utilizing research and information available through local, state, and federal sources	Economic Development	BEGINNING SUMMER 2022

# WORKFORCE & OPERATIONAL EXCELLENCE

OBJECTIVE	ACTION ITEM	LEADS	TIME FRAME
<b>Invest in Employee Development and Well-Being Throughout Our Organization</b>	Create a comprehensive employee recognition program	County Administration, Human Resources	JANUARY 2023
	Develop 3-5 internal, development focused training programs for county employees	County Administration, Human Resources	JANUARY 2023
	Begin informal brown bag lunches/coffee with the CAO led by the County Administrator, with special guests from the community	County Administrator	IMPLEMENTED FEBRUARY 2022
	Continue to implement Well Being Initiatives for Mono County employees	County Administrator	ONGOING
<b>Enhance the Effectiveness of Human Resources</b>	Appoint a Director of Human Resources	County Administrator	DECEMBER 2022
	Initiate a process to acquire and implement a recruitment management software program	County Administration, Information Technology, Human Resources	FALL 2022
	Initiate a review of all Human Resources policies and procedures	County Administration, Human Resources	IMPLEMENTED JANUARY 2022
	Develop and implement HR process training for all departments	Human Resources	SPRING 2023
<b>Provide Superior Customer Service</b>	Create a biennial, in-house customer service training for all employees. All new employees must attend the course within one year of their tenure with Mono County.	County Administration, Human Resources	SPRING 2023
	Develop a voluntary county-wide Customer Service Survey	County Administrator	SPRING 2023
<b>Comprehensive Workforce Data</b>	Develop relevant workforce data sets for department heads and the Board of Supervisors	Human Resources	FALL 2022
<b>Justice, Equity, Diversion &amp; Inclusion (JEDI)</b>	Integrate JEDI training into mandatory employee training	County Administration	TRAINING INITIATED IN 2022
<b>Governance</b>	Complete Governance Workshops and implementation of resulting policies	County Administration	FALL 2022 (Initial workshops begin April 2022)
	Begin development of a comprehensive policy and procedure manual	County Administration, County Council, All Departments	FALL 2022
<b>Budget Process</b>	Complete Budget Process enhancements and realignment in coordination with the Finance Director	County Administration, Finance Department	ONGOING
	Hold two (2) fiscal training workshops for department heads and fiscal staff	Finance Department	SPRING 2022
<b>Legislative Advocacy and Support</b>	Provide options to the BOS to consider state and/or federal legislative lobbying options to maximize opportunities to enhance Mono County	County Administration	JUNE - AUGUST 2022
	Develop a federal and state legislative platform seeking funding and legislative opportunities	County Administration	SPRING 2022

# SUSTAINABLE PUBLIC LANDS

OBJECTIVE	ACTION ITEM	LEADS	TIME FRAME
<b>Preserve and Protect Public Lands</b>	Identify local, state, federal and/or grant funding to apply toward protecting public lands	County Administration	SPRING 2022
	Work with partners to engage in protection and preservation of public lands and wildlife habitat, and identify priority projects for County focus.	County Administration	WINTER 2022
<b>Fisheries</b>	Explore partnership agreement(s) with organizations to enhance and sustain sport and recreational fishing along with long-term ecological considerations	County Administration, Economic Development	JUNE 2022
<b>Public Lands – Recreation and Tourism</b>	Continue to build County Recreation Program capacity to support sustainable recreation and tourism on public lands	County Administration	SPRING 2022







FOR MORE INFORMATION ABOUT  
MONO COUNTY'S 2022-2024 STRATEGIC PLAN:  
760-932-5410

[MonoCounty.ca.gov/strategic-planning](https://www.MonoCounty.ca.gov/strategic-planning)

**APPENDIX V.**

**GENERAL FUND TRANSFERS**

g/1 object	Description	FY 2019-20 Amended Budget	FY 2020-21 Amended Budget	FY 2021-22 Amended Budget	FY 2022-23 Requested
60100: transfer out 180	roads - SB1 Maintenance of Effort	622,033	522,033	522,033	522,033
60100: transfer out 101	general reserves	-	-	500,000	
60100: transfer out 151	economic stabilization	343,000	1,000,000	1,660,964	500,000
60100: transfer out 650	CARB compliance	730,600	395,000	510,222	
60100: transfer out 198	Remainder of GF Jail Project matching funds	-	707,137	-	273,791
60100: transfer out 198	POB EMS				169,828
60100: transfer out 188	affordable housing	200,000	-	-	200,000
60100: transfer out 193	Civic center	65,000	71,768	150,000	
60100: transfer out 105	tourism: Eastern Sierra Inter-Agency Visitor Center		-	-	
60100: transfer out 105	tourism: CA state fair	5,000	-	5,000	5,000
60100: transfer out 105	Toursim:: Interagency visitor center	5,000	5,000	5,000	5,000
60100: transfer out 109	Community Support: local programming	20,000	20,000	20,000	25,000
60100: transfer out 109	Community Support: air service subsidy	35,000	-	-	-
60100: transfer out 109	Community Support: historical societies	6,000	6,000	6,000	9,500
60100: transfer out 109	Community Support:: Community arts grants	10,000	10,000	10,000	18,000
60100: transfer out 109	Community Support: Youth sports	8,000	8,000	8,000	10,000
60100: transfer out 105	Fish enhancement Fund 105	103,737	103,737	103,737	100,000
60100: transfer out 103	Conway Ranch	95,651	104,683	24,365	15,000
60100: transfer out 610	Cemeteries	22,488			
60100: transfer out 110	Social Services - MOE	353,500	266,557	265,754	265,754
60100: transfer out 110	Public Guardian (DSS)	-	83,443	84,246	87,746
60100: transfer out 110	Senior Program	159,024	74,444	151,596	84,499
60100: transfer out 110	General Relief	14,500	15,000	15,000	15,000
60100: transfer out 120	Behavioral Health	7,149	7,149	7,149	7,149
60100: transfer out	IT Refresh: VOIP system	180,000	-		
		2,985,682	3,399,951	4,049,066	2,313,300
47010: contributions to other govts	PT admin refunds	20,000	20,000	34,611	20,000
47010: contributions to other govts	IRWM grant Match				22,000
47010: contributions to other govts	OVGWMA: County	65,000	75,514	75,514	-
47010: contributions to other govts	OVGWMA: Tri-Valley	23,000	-	-	-
47010: contributions to other govts	OVGWMA: Wheeler Crest	23,000	-	-	-
47010: contributions to other govts	ESCOG Contribution	16,300	25,100	31,250	25,000
47010: contributions to other govts	LAFCO	3,690	3,715	3,715	3,700
47010: contributions to other govts	First five visiting program	150,000	107,573	150,000	150,000
47010: contributions to other govts	Transfer CASP revenue	3,821	-	-	-
47010: contributions to other govts	WMFPD - EMS expansion			252,000	252,000
		304,811	231,902	547,090	472,700
47020: contributions to non-profit o	First responder aid	150,000	150,000	150,000	150,000
47020: contributions to non-profit o	MLFSC contribution	30,425	-		
		180,425	150,000	150,000	150,000
		3,470,918	3,781,853	4,746,156	2,936,000

**APPENDIX VI.**

**CORE SERVICES**

# ANIMAL CONTROL

## Core Services

		Mandated?	
<b>1</b>	<b>Maintain a Licensing program to monitor rabies vaccinations</b>	Yearly licensing program	Y
		moniter current and expired rabies vaccines	Y
		yearly low cost vaccination and licensing clinics	Y
		Effort	N

		Mandated?	
<b>2</b>	<b>Maintain and keep animal shelter for strays, impounds and adoptions</b>	feed and clean dogs and cats at our shelters	Y
		Maintain lost animal reports so folks can retrieve their lost animals	Y
		Be available for adoptions of shelter animals	Y
		Have available space for animals placed on quarantine and after hours impounds	Y

<b>3</b>	<b>Patrol areas of Mono County to pick up strays and handle complaints from citizens</b>	Respond to calls for service ie: barking dogs, nuisance	Y
		Respond to and handle dog bites on citizens	Y
		Quarantine animals involved in human bites	Y

<b>4</b>	<b>Trap Feral cats</b>	We loan and remove feral cats from peoples property	N

<b>5</b>	<b>Euthanize animals</b>	Euthanize the untreatable, and those with behavioral issues that put citizens at risk	Y
		We must make room for every stray, even if that means euthanizing an adoptable animal	Y
			N
			N

<b>6</b>	<b>Investigate animal cruelty. Potentially vicious and vicious dogs</b>	Work with DA and Sheriff's dept to investigate and bring to court cruelty cases	Y
		Work with DA and Sheriff's Dept . To bring to court potentially vicious or vicious dogs to court	Y

# BEHAVIORAL HEALTH

## Core Services

		Mandated?	
<b>1</b>	<b>Mental Health Services</b>	Provide services to individuals, families, groups. Counseling, Case management, telepsychiatry, rehabilitation aide, support groups.	Y
		Provide linkage to Social Services and Public Health	Y
		Crisis Team to evaluate persons with psychiatric emergencies in the Mammoth Emergency Room. Follow up once a person is placed in locked facility	Y
		Implement Cultural Competence Plan	Y

		Mandated?	
<b>2</b>	<b>Substance Abuse Treatment</b>	Provide services to residents. Counseling, intensive out patient, Case Management, groups. Linkage to in patient treatment when needed.	Y
		Provide mandated services. DUI first and multi-offender, 52-week Batterers Intervention group and individual. Spanish and English.	Y
		Continued expansion of harm reduction project	Y
		Provide group and individual counseling in the county jail.	N

<b>3</b>	<b>Mental Health Services Act (MHSA)</b>	Outreach and engagement to outlying communities.	Y
		Housing support for those who meet regulations	Y
		Innovation projects--, Multi-County Technology Collaborative, Crisis Now Learning Collaborative	Y
		Workforce Training and Development	Y

<b>4</b>	<b>Expanded Services</b>	WRAParound for 'at-risk' youth and families. Collaboration with probation and child welfare for Child and Family Teams, including using the CANS instrument	Y
		Housing project in Mammoth Lakes to provide affordable and Permanent Supportive Housing	N
		Partner with DSS to expand services for isolated seniors.	N
		Partner with Public Health to provide tandem services related to COVID-19 health needs.	N

<b>5</b>	<b>Prevention/Early Intervention</b>	Life Skill Training Substance Use Prevention curriculum in all schools	Y
		Funding for PeaPod through First Five	N
		Develop campaign to reduce mental health stigma and promote connection.	N
		Develop innovative prevention strategies relevant during COVID-19	?

# BOARD OF SUPERVISORS

## Core Services

		Mandated?	
<b>1</b>	<b>Clerk to Board of Supervisors</b>	Managing/preparing agendas	N
		Attending meetings, preparing minutes, etc.	N
		Website updates	N
		Clerking other meetings as required/requested	N

		Mandated?	
<b>2</b>	<b>Provide Administrative support to BOS members</b>	Prepare and monitor BOS budget	N
		Work with BOS members on travel and training arrangements	N
		Assist BOS with any/all requests to help them perform their duties	N
		Assist constituents in communicating with BOS and in processing requests.	N

# CLERK-RECORDER

## Core Services

		Mandated?	
1	Recording	Record all property/other documents as required; index same	Y
		Offer E-Recording to customers	N
		Assist at front counter with requests	Y
		Telephone and other research performed for customers as requested	Y

		Mandated?	
2	Vital Statistics	Issue Marriage Licenses; index same	Y
		Issue certified copies of birth, death and marriage certificates	Y
		Assist at front county with requests; telephone assistance; do research	Y
		Perform Marriages	Y

3	Other Services	Issue and Index all Fictitious Business Name licenses	Y
		Keep track of and collect all Form 700 forms for county and other agencies	Y
		Post and process all CEQA documents	Y
		Maintain public rosters for agencies; maintain and index all contracts	Y

4	Ex-officio Clerk of the Board	Manage/Prepare agenda packets	N
		Attend meetings, prepare minutes, process minutes orders, etc.	N
		Update BOS website	N
		Clerk other county and other boards as required/requested	N



# COMMUNITY DEVELOPMENT

## Core Services

		Mandated?				Mandated?	
<b>1</b>	<b>Maintain an up-to-date General Plan</b>	Maintain current General Plan Elements (7 mandated)	Y	<b>2</b>	<b>Implement General Plan</b>	Process/maintain/monitor Specific Plans, subdivisions, planning permits and approvals, CIP	Y
		Studies/plans required by law and to update the General Plan in response to legislation	Y			Respond to land use issues with a legal nexus	Y
		Studies/plans to update the General Plan in response to community/ political issues and best practices	N			Respond to community/political land use issues within authority and consistent with GP policies	N
		Maintain/support required commissions: Planning Commission, ALUC, LVHAC, OVGA, etc.	Y			Respond to natural resource issues within authority and consistent with GP policies	N
<b>3</b>	<b>Local Transportation Commission (LTC)</b>	Implement Overall Work Plan	Y	<b>4</b>	<b>Local Agency Formation Commission (LAFCO)</b>	Process annexations/changes in district boundaries	Y
		Maintain & Implement Regional Transportation Plan	Y			Respond to issues within LAFCO law and authority	Y
		Implement Regional Transportation Improvement Program and MOU projects	Y			Maintain up-to-date boundaries and spheres of influence	Y
		Respond to transportation requirements, laws, and issues	Y/N			Maintain up-to-date municipal service reviews	Y
<b>5</b>	<b>Comply with the California Environmental Quality Act</b>	Ensure private development proposals comply with CEQA	Y	<b>6</b>	<b>Customer Service</b>	Provide one-stop shop for clerk, tax and other N. County services	N
		When requested, assist with CEQA compliance for County projects	Y			Provide one-stop shop for permit review (Land Development Technical Advisory Committee)	N
		Monitor and review CEQA on other projects outside of County's purview	N			Provide one-stop shop for building permit processing	N
			N			Respond in a timely, helpful and courteous manner to public inquiries	N
<b>7</b>	<b>Public Engagement &amp; Community-Based Planning</b>	Convene RPACs to foster community-based planning	N	<b>8</b>	<b>Collaboration &amp; Regional Initiatives</b>	Convene & participate in committees and engage with state and federal partners	N
		Follow best practices for community engagement and empowerment	N			Work collaboratively across departments to deliver customer service and County services	N
		Facilitate complex processes with communities to foster consensus around difficult planning issues	N			Engage in projects and programs with other agencies, departments, and entities	N
		Accurately represent community feedback to decision makers	N				
<b>9</b>	<b>Code Compliance</b>	Respond to violations threatening public health & safety	Y	<b>10</b>	<b>Building Division</b>	Manage building permit process to ensure compliance with CA Building Code	Y
		Respond to citizen complaints about violations	Y			Perform field inspections to ensure compliance with CBC	Y
		Assist other departments with compliance issues (e.g., TOT)	Y			Stop unauthorized and/or unpermitted construction work	Y
		Monitoring of permit and/or project conditions, including LVHAC	Y			Collaborate with other entities to ensure Mono County and Special District regulations are met	Y
	<b>Staff Development and Training</b>	Participate in technical training opportunities to ensure we are up to date with current legislation and best practices	N				
		Participate in training on "soft skills" and leadership to support collaboration and building relationships	N				
		Foster a team environment	N				

## COUNTY COUNSEL

### Core Services

		Mandated?				Mandated?	
<b>1</b>	<b>LEGAL DOCUMENT REVIEW</b>	Provide thorough review of every document approved by county	Y	<b>2</b>	<b>LEGAL RESEARCH AND ADVICE</b>	Conduct thorough research	Y
		Provide clear guidance, revisions or suggestions	Y			Provide clear and concise advice	Y
		Provide a timely response	Y			Produce clearly written legal opinions	Y
		Provide resources and training to non-legal staff	n			Provide a timely response	Y
<b>3</b>	<b>BROWN ACT COMPLIANCE</b>	Attend meetings of Brown Act-covered bodies	Y	<b>4</b>	<b>PUBLIC RECORDS ACT COMPLIANCE</b>	Provide a timely and complete response	Y
		Be prepared to answer basic questions on the spot	Y			Coordinate among departments where request involves multiple	Y
		Advise if more research needed	Y			Stay up-to-date on legal developments	Y
		Review all agendas and agenda materials	Y			Provide accurate advice to clients re county obligations	Y
<b>5</b>	<b>CHILD PROTECTIVE SERVICES</b>	Draft petitions, warrants, court orders and misc. legal documents	Y	<b>6</b>	<b>GENERAL LITIGATION AND CLAIMS</b>	Timely file all pleadings and other materials	Y
		Respond to emergencies	Y			Supervise work of all outside counsel	Y
		Attend court hearings and related meetings	Y			Conduct thorough research & analysis to make informed decisions	Y
		Review social worker reports	Y			Keep Board apprised of status	Y
<b>7</b>	<b>STAFF WELLNESS, TRAINING AND SUPPORT</b>	Regularly meet with staff regarding projects and workload	N	<b>8</b>	<b>PROPERTY TAX - IMPOSITION AND COLLECTION</b>	Represent Assessor, Assessment Appeals Board and Treasurer/Tax C.	Y
		Conduct timely performance evaluations	N			Stay up-to-date on legal developments	Y
		Provide training and resources	N			Attend all property tax appeal hearings	Y
		Review work product and provide advice and assistance re tactics	N			Draft findings and orders (AAB)	Y
<b>9</b>	<b>CODE COMPLIANCE ENFORCEMENT</b>	Provide legal advice and document review for CC officers	N	<b>10</b>	<b>LABOR NEGOTIATIONS</b>	Attend labor negotiations	Y
		Draft pleadings or other legal documents	N			Stay up-to-date on legal developments	Y
		Negotiate re resolution of violations	N			Draft MOUs, resolutions, rules and policies	Y
		Pursue collection of fines	N			Review and analyze proposals	Y
<b>11</b>	<b>PERSONNEL</b>	Advise HR and CAO regarding employment and labor laws	Y	<b>12</b>	<b>EMERGENCY PREPAREDNESS</b>	Draft declarations of emergency, Mutual Aid agreements and related materials	Y
		Stay up-to-date on legal developments	Y			Stay up-to-date on legal developments	Y
		Draft or review disciplinary and other employment notices	Y			Advise UC and other emergency responders	Y
<b>13</b>	<b>CONSERVATORSHIPS AND ADULT PROTECTIVE SERVICES</b>	Draft petitions, reports and other court documents	Y	<b>14</b>	<b>ELECTIONS</b>	Advise Elections Official regarding election procedures/requirements	Y
		Attend court hearings and related meetings	Y			Review all elections materials	Y
		Stay up-to-date on legal developments	Y			Draft impartial analyses for ballot measures	Y
						Stay up-to-date on legal developments	Y
<b>15</b>	<b>LAND USE AND PLANNING</b>	Attend all Planning Commission meetings	Y				
		Ensure compliance with CEQA and other laws	Y				

# DISTRICT ATTORNEY

## Core Services

		Mandated?	
<b>1</b>	<b>PROSECUTION</b>	COMPASIONATE AND EFFECTIVE PROSECUTION OF CRIMES	Y
		APPROPRIATE AND EFFECTIVE TRAINING	Y
		BALANCED JUSTICE	Y
		SUPPORT ALLIED AND OTHER DEPARTMENTS	N

		Mandated?	
<b>2</b>	<b>INVESTIGATIONS</b>	TIMELY AND EFFECTIVE RESPONSE	Y
		EFFICIENT AND SUPPORTIVE TO VICTIMS	Y
		APPROPRIATE TRAINING TO DEVELOP EXPERTISE FOR COURT	Y
		SUPPORT ALLIED AND OTHER DEPARTMENTS	N

<b>3</b>	<b>VICTIM/WITNESS SERVICES</b>	TIMELY AND EFFECTIVE RESPONSE	Y
		KNOWLEDGE OF SERVICES THAT CAN BE PROVIDED	Y
		CERT. FORENSIC TRAINING FOR DOMESTIC VIOLENCE AND SEXUAL ASSULT	Y
		SUPPORT VICTIMS AND WITNESS OF CRIME THROUGHOUT PROCESS	Y

<b>4</b>	<b>PUBLIC ADMINSTRATOR</b>	RESPECTFULLY HANDLE INDIGENT DEATHS AND THEIR ESTATE.	Y
		STATE AND FEDERAL COMPLIANCE.	Y
		STATUTORY REQUIRED TRAINING AND CERTIFICATIONS.	Y

# ECONOMIC DEVELOPMENT

## Core Services

		Mandated?			Mandated?		
<b>1</b>	<b>TOURISM MARKETING</b>	Communicate Mono County Brand, Image, Primary Messaging	N	<b>2</b>	<b>ECONOMIC DEVELOPMENT GROWTH</b>	Strengthen existing business sectors; help preserve and build year-round viability/jobs	N
		Drive overnight visitation to help increase lodging occupancy, average daily rate, and Transient Occupancy Tax revenues	N			Business Retention & Expansion programs to support local business - including timely communication of all local/state/federal assistance programs to support businesses through pandemic recovery phases	N
		Diversify and grow visitor base	N			Develop/implement Business Attraction marketing campaigns	N
		Augment visitor communication regarding COVID-19 public health/safety protocols, what to expect, responsible travel and sustainable tourism	N			Conduct business and market research, visitor profile/spending	N
<b>3</b>	<b>FILM COMMISSION</b>	Support and promote film production in Mono County	N	<b>4</b>	<b>COLLABORATIVE PARTNERSHIPS</b>	Head up EOC Economic Recovery Branch; participate in Joint Information Center	N
		Collaborate/support land management agencies with permits	N			Sit on Boards of relevant, active agencies and organizations	N
		Communicate COVID-19 health and safety requirements to film productions				Staff ED, Tourism & Film Commission and Fish & Wildlife Commission	N
						Work collaboratively with regional and local agencies and organizations	
<b>5</b>	<b>FISH ENHANCEMENT</b>	Bolster fishing economy through fish stocking and sustainable practices	N	<b>6</b>	<b>TRAINING &amp; EDUCATION</b>	Professional development & growth for staff / commissioners	N
		Plan and manage resources from Fish Fine Fund	N			Training, technical assistance, seminars, workshops and webinars for businesses - focus on COVID-19 financial assistance, public health/safety guidelines, employee training resources, and recovery measures for rebuilding/diversifying	N
							N
<b>7</b>	<b>COMMUNITY SUPPORT</b>	Assist local non-profits to provide programs that benefit community	N	<b>8</b>	<b>DELIVER EXCEPTIONAL CUSTOMER SERVICE</b>	Establish/maintain personal outreach with business community	N
						Professional, helpful, friendly, expeditious response to inquiries	N
						Provide seminars/workshops for local business communities	N
<b>9</b>	<b>NEW FUNDING SOURCES</b>	Explore viability of potential tax increases/TBID	N				
		Work with Finance to develop a COVID-19 business assistance program using Coronavirus Relief Funds/CARES Act	N				

# EMERGENCY MEDICAL SERVICES

## Core Services

		Mandated?	
<b>1</b>	<b>LEVEL OF PATIENT CARE/TRANSPORT</b>	Advanced Life Support (ALS)	N
		Basic Life Support (BLS)	N
		Intra-Facility Transports	N
		Critical Care Transports	N

		Mandated?	
<b>2</b>	<b>INSTRUCTION</b>	Firs Aid/CPR	N
		Pediatric Advanced Life Support	N
		Advanced Cardiac Life Support	N
		EMT/Paramedic Level Continuing Education	N

<b>3</b>	<b>RESCUE</b>	Swift Water First Responder	N
		Ice Rescue Awareness	N
		Low Angle Rope Rescue	N
		Backcountry Access	N

<b>4</b>	<b>AMBULANCE BILLING/REVENUE SERVICES</b>	HIPAA Compliance	Y
		Medical Insurance Billing	N
		Court Ordered Restitution Collection	N
		Maddy Fund Management	N

<b>5</b>	<b>COMMUNITY PROGRAMS</b>	Automated External Defibrillator	N
		Narcan Distribution	N
		Blood Pressure/Wellness Checks	N
		Ambulance Membership	N

<b>6</b>	<b>DIASASTER RESPONSE</b>	All Hazard Incident Management Team Member - Incident Command	N
		Medical and Health Operational Area Coordinator - EMS	N
		NIMS Compliance	Y
		COVID-19 Unified Command - Operations	N

# FINANCE DEPARTMENT - AUDITOR / CONTROLLER DIVISION

## Core Services

		Mandated?	
<b>1</b>	<b>Receivables / Payables (Deposits / A/P)</b>	Receive, audit, & process deposits	Y
		Audit & process payments	Y
		Credit card &/ contract processing & maintenance	Y
		Federal & State reporting (1099/sales tax/withholding)	Y

		Mandated?	
<b>2</b>	<b>Training &amp; Education</b>	Professional development & growth	N
		Peer mentoring	N
		Procedure manuals	N
		Knowledge sharing database	N

<b>3</b>	<b>Payroll</b>	Audit & process bi-weekly payroll	Y
		Federal & State reporting (W2, Calpers, CA Gov Comp Report, DOL)	Y
		Maintenance of EE & Vendor records	Y
		Implement changes (EE requested, policy & agreement changes, benefit updates)	Y

<b>4</b>	<b>Financial Accounting &amp; Reporting</b>	General ledger maintenance	Y
		Federal & State reporting (Cost Plan, PTA, SB90, FTRs, TC-31)	Y
		Annual audits (County, Special Districts)	Y
		Account mangement (funds, bank, captial assets)	Y

<b>5</b>	<b>Budget</b>	Development and Adoption	Y
		State reporting	Y
		Adjustments	Y
		Monitoring	Y

<b>6</b>	<b>Property Tax Accounting</b>	Tax roll maintenance	Y
		Rate calculations	Y
		Apportionment process	Y
		State reporting	Y

# INFORMATION TECHNOLOGY

## Core Services

		Mandated?				Mandated?	
<b>1</b>	<b>USER SUPPORT &amp; HELP DESK</b>	Timely & effective response	N	<b>2</b>	<b>INFRASTRUCTURE</b>	Lice-cycle Management	N
		Quality engagement experiences for users	N			Standardized & integrated systems	N
		Work Order Management	N			Cores Service Business Continuity	N
		Self Help Portal	N			Disaster Response & Recovery	N
<b>3</b>	<b>COMMUNICATIONS</b>	Stable network & reliable fast internet	N	<b>4</b>	<b>SECURITY &amp; COMPLIANCE</b>	Data and network protection	N
		Intergrated voice, cideo, chat communications	N			Patches & updates	N
		Disaster ready communications systems	N			State & Federal Compliance	Y
		Interoperable radio communications	N			Security training & education	N
<b>5</b>	<b>BUSINESS OPERATIONS &amp; APPLICATIONS</b>	Devices: Laptop, Desktop, Tablet...	N	<b>6</b>	<b>TECHNOLOGY FOR PUBLIC ENGAGEMENT</b>	Beautiful, modern website	N
		Project Management / Business Process Improvement	N			Intuitive civic engagement opportunities	N
		Industry standard application suites	N			Open and transparent government resources	N
		System integration & design	N			Highly leveraged GIS for storytelling	N
<b>7</b>	<b>TRAINING &amp; EDUCATION</b>	Tech Resources Library	N	<b>8</b>	<b>POLICY, PRACTICE &amp; LEADERSHIP</b>	Develop and maintain modern IT policies	N
		On-Boarding	N			Look toward and implement best practices	N
		Professional development & growth	N			Maintain awareness of emerging trends	N
		Peer mentoring	N			Innovation	N

# PROBATION

## Core Services

		Mandated?				Mandated?	
<b>1</b>	<b>Preventing Crime by changing criminal thinking</b>	Effort Case plans include the Needs/Risk Assessments	Y	<b>2</b>	<b>Objectively assessing the law and facts</b>	Effort Officers trained	Y
		Effort Needs are assigned by Probation Officer (e.g., counseling, etc/)	Y			Effort Reports completed and research within time limits	Y
		Effort EBP programming provided by certified staff	Y			Effort Reports meet need of the Bench	Y
		Effort Individual EBP Cognitive Behavioral Workbooks with DPO	Y			Effort Victims statements and interviews included in report	Y
<b>3</b>	<b>Restoring victims and preventing future victimization</b>	Reports include victim's statement and requests	Y	<b>4</b>	<b>Holding clients accountable through community supervision</b>	Effective client community contacts	Y
		Empathetic interviewing style	Y			Quality record keeping	Y
		Support through entire process	Y			Supervision e through technology (e.g. GPS, UA, etc)	Y
		Response to contacts by victims	Y			Attend Tri-County Fair and other events for supervision	Y
<b>5</b>	<b>Rehabilitating our clients with evidence-informed strategies that change behavior</b>	Provide EBP treatments, assessments, and practices	Y	<b>6</b>	<b>Ensuring secure and effective detention services and successful reentry</b>	Visual inspection of contracted detention facilities	Y
		Meaningful referrals to EBP treatment	Y			Case plan for youth outlines re-entry services (e.g., provide WRAP, Independent Living Skills, Reunification services, STRTP	Y
		DPO one on one meeting with client include EBP	Y			Case plan for PRCS and MS outlines re-entry plans	Y
		EBP groups provided by certified staff	Y			Providing safe transport of youth to treatment and/or detention	Y
<b>7</b>	<b>Provide training</b>	Employees receive initial 6 weeks of Core	Y	<b>8</b>	<b>Provide automated Policies and Procedures</b>	Provide automated written directives on internet.	Y
		Employees receive training required by STC and Social Services (e.g., CCR, Placement, JSORRAT, SARATSO, supervisor, weapons	Y			Supervisor assigned Lexipol generates written directives	N
		Officers complete certifications and qualifications annually	Y			Procedures are simple, thoughtful, in compliance with law	Y
		Each staff to attend implicit bias training	Y			Change CMS system through County IT	Y
		Ensure employees have safety gear for training (PC 832) and add Taser for nonlethal defense	Y			Provide training for effected staff	Y
<b>9</b>	<b>Prevention and Community Education</b>	Mono County Health and Safety Fairs		<b>10</b>	<b>Probation School Resource Officer</b>	Provide law related education	
		Fourth of July information Booth				Immediate truancy response	
		Presence during community events such as Bluezapoola				Teen Court Development	
		Community Advisory Board for CCP				Additional presence at school events	



# PUBLIC HEALTH

## 10 Essential Public Health Services

		Mandated?	
<b>1</b>	<b>Monitor Health</b>	Conduct community health needs assessments	Y
		Determine health service needs and gaps in care	Y
		Identify social and environmental threats to the health of the community	Y
		Identify community assets and resources	Y

		Mandated?	
<b>2</b>	<b>Diagnose &amp; Investigate</b>	Provide access to Public Health Labs	Y
		<b>Infectious disease surveillance, investigation, and response to outbreaks</b>	Y
		Plan for and respond to public health emergencies	Y
		Investigate foodborne outbreaks	Y

<b>3</b>	<b>Inform, Educate, Empower</b>	Provide health promotion activities including flu clinics and smoking cessation support.	Y
		Collaborate on health education efforts with schools and local agencies	Y
		Send MonoGrams to inform the community about seasonal and ongoing public health issues	Y
		Provide accessible, bilingual, health information and resources via multiple media outlets	Y

<b>4</b>	<b>Mobilize Community Partnerships</b>	Build coalitions to bring together resources from the whole community	Y
		Health improvement planning efforts, programs, and projects	Y
		Convene partners to develop a community health improvement plan	Y
		Develop MOUs with other organizations to improve continuity of care	Y

<b>5</b>	<b>Develop Policies</b>	Develop and track measurable objectives	Y
		Foster leadership at all levels	Y
		Develop policies and ordinances to improve public health	Y
		Advocate for legislation that supports public health and funding	Y

<b>6</b>	<b>Enforce Laws</b>	Enforce sanitation codes	Y
		Protect drinking water supplies	Y
		Conduct timely inspections and response to complaints	Y
		Follow up on hazardous environmental exposures	Y

<b>7</b>	<b>Link to Services</b>	Provide outreach and education for special populations	Y
		Provide culturally appropriate communication and materials	Y
		Refer and provide warm-hand offs to health & human services	Y
		Distribute mass quantities of antibiotics or vaccines in the event of an outbreak or bioterrorism related attack	Y

<b>8</b>	<b>Assure Competent Workforce</b>	Provide education, training, and evaluation	Y
		Provide monetary support and efficient procedures for license renewal	Y
		Provide public health nursing internships and training programs	Y
		Test emergency response plan during a mock event to evaluate performance.	Y

<b>9</b>	<b>Evaluate</b>	Evaluate effectiveness of public health programs and services	Y
		Allocate resources and reshape programs or organizational structure	Y
		Monitor trends in disease rates to assess effectiveness of disease prevention activities	Y
		Monitor trends in risk behaviors to assess effectiveness of health promotion activities	Y

<b>Research</b>	Utilize best practices to guide work	Y
	Link with institutions of higher learning	Y
	Monitor rapidly changing disease prevention and health promotion research	Y
	Revise practices in order to remain current with recommended practices resulting from evidence based work	Y

# PUBLIC WORKS

## Core Services

		Mandated?	
<b>1</b>	<b>Transportation Services</b>	providing adequate road systems for transportation throughout the County	y
		utilizing available funding to maintain and improve transportation systems	y
		planning projects to maintain and enhance transportation systems	y
		removing snow from county road system	y

		Mandated?	
<b>2</b>	<b>County Facilities</b>	providing office and technical buildings for County services to be provided	y
		ensure energy efficiency of county buildings	N
		ensure access for all public to county buildings	y
		provide for the future of county building needs	N

<b>3</b>	<b>Solid Waste Management</b>	Provide environmentally sustainable facilities for the disposal of solid waste generated within the County	y
		provide recycling and diversion programs to meet regulatory mandates	y
		plan for the next generation of solid waste infrastructure	y
		coordinate with local jurisdictions to achieve a regional approach to solid waste management	

<b>4</b>	<b>Motor Pool and Fleet</b>	Provide safe and adequate vehicles and equipment to accomplish the mission of all county departments	n
		efficiently maintain and repair County fleet	n
		procure new vehicles and equipment and auction surplus vehicles and equipment	n
		provide a safe and environmentally safe workplace to maintain County fleet	y

<b>5</b>	<b>Cemeteries</b>	Maintain and manage 3 public cemeteries	n
		ensuring cemeteries are managed for current and future use	n

<b>6</b>	<b>Campgrounds</b>	providing campground for public use and enjoyment	n
		ensuring campground is maintained	n
		ensuring campground is safe with limited environmental impacts	n

<b>7</b>	<b>Community Facilities</b>	Providing safe and comfortable facilities for community use	n
		Managing and maintaining community facilities	n
		Developing and renovating existing facilities	n
		planning the future of community facilities	n

<b>8</b>	<b>Community Support</b>	Road Closures for special events	n
		General Support for Special Events	n
		Emergency Response to Community needs	n
		Responding to road issues and community requests	n

# COUNTY ADMINISTRATION

## Core Services

		Mandated?	
<b>1</b>	<b>ADMINISTRATION</b>	Plan, Monitor, & Oversee County Operations	N
		Formulate Short & Long Range Plans & Budgets	N
		Supervise County Departments & Related Government Entities	N
		Develop County Culture	N

		Mandated?	
<b>2</b>	<b>BOARD OF SUPERVISORS</b>	Ensure Policy Implementation	N
		Monitor & Recommend Programs, Services, & Budgets	N
		Report & Advise on Current Events & Relevant Issues	N
		Prepare & coordinate Board agendas	N

<b>3</b>	<b>PERSONNEL ADMINISTRATION</b>	Conduct Employee Bargaining Unit Negotiations	Y
		Recruiting, Testing, & Selection	N
		Maintain Personnel Files & Allocation List	Y
		Investigate & Advise on Disiplinary Action & Litigation	N

<b>4</b>	<b>EMPLOYEE SERVICES</b>	Administration of benefits for employees & retirees	N
		Orientation & ongoing provision of employee services	N
		Act as liason between parties	N

<b>5</b>	<b>SAFETY</b>	Safety Program Coordination	Y
		Hazard & Accident Reporting	Y
		Corrective Action	Y
		Loss Prevention	N

<b>6</b>	<b>CONTRACT REVIEW</b>	Insurance Procurement	N
		Appropriate Policy Types & Limits	N
		Insurance & Risk Transfer	N
		Indemnification	N

<b>7</b>	<b>WORKER'S COMPENSATION</b>	Claims Management & Oversight	Y
		Accommodations/Early Return to Work	Y
		Claim Closures	Y
		Recommendations to Departments for Improved Outcomes	N

<b>8</b>	<b>GENERAL LIABILITY</b>	Claims Management & Oversight	Y
		Litigation	Y
		Settlement	Y
		Prevention/Corrective	Y

<b>9</b>	<b>TRINDEL &amp; CSAC EIA BOARD</b>	Cost Effective Policy Structures	Y
		Uncovered Losses	Y
		Policy Improvements	Y
		Pooling and SIR	Y

<b>10</b>	<b>LEADERSHIP &amp; TRAINING</b>	Development of Next Generation	N
		Improve Current Leadership	N
		Countywide Safety	Y
		Liability, Training, & Loss Prevention	Y

# SHERIFF

## Core Services

		Mandated?	
<b>1</b>	<b>Law Enforcement</b>	Preserve the peace (GC 26600)	Y
		Make arrests (GC 26601)	Y
		Investigate crimes (GS 26602)	Y
		Patrol	N

		Mandated?	
<b>2</b>	<b>Law Enforcement</b>	Civil processes (GC 26607, 26608, 26609)	Y
		Court Bailiff (GC 26611)	Y
		Search and Rescue (GC 26614)	Y
		Coroner Functions (GC 27460)	Y

<b>3</b>	<b>Jail</b>	House inmates pending court appearance (GC 26605)	Y
		House convicted misdemeanants (GC 26605)	Y
		House certain convicted felons (AB 109)	Y
		Provide programming to inmates	Y

<b>4</b>	<b>Emergency Services</b>	County Director of Emergency Services (MCC 2.60.090)	Y
		9-1-1 Public Safety Answering Point / Dispatch	Y
		Code Red / IPAWS coordinator	N

<b>5</b>	<b>Essential Services</b>	Boating patrol	N
		OHV Patrol	N
		School Resource Officer	N
		Inmate workers	N

<b>6</b>	<b>Essential Services</b>	CCW Permits	Y
		Explosives Permits	Y

## SOCIAL SERVICES

### Core Services

		Mandated?				Mandated?	
<b>1</b>	<b>Child Welfare Services</b>	Child Protective Services (CPS) - emergency response, investigation	Y	<b>2</b>	<b>Adult Services</b>	Adult Protective Services (APS) - emergency response, investigation	Y
		Resource Family Approval; Family Reunification; Adoptions	Y			Information and Referral, Case Management	Y
		Case Management; WRAParound Program for at-risk children/families	Y			Probate Conservator Referrals	Y
		Child Abuse Prevention program administration (CAPIT; CBCAP; PSSF); County Children's Trust Fund	Y			Cross report allegations & coordination	Y
<b>3</b>	<b>In-Home Supportive Services (IHSS)</b>	Social Worker Assessments and Reassessments	Y	<b>4</b>	<b>Probate Conservatorships</b>	Conservatorship referrals and investigations	N
		Quality Assurance	Y			Inventory & Appraisal; Placement; Ongoing Case Management	N
		Case Management, Information and Payrolling System (CMIPS)	Y			Estate administration services; Representative Payee	N
		Non-profit consortium/Provider relations	Y			Training and Certification by California PA   PG   PC Association	N
<b>5</b>	<b>Health Coverage</b>	Medi-Cal Eligibility & Enrollment	Y	<b>6</b>	<b>Financial Assistance &amp; Case Management</b>	CalWorks Eligibility & Case Management	Y
		Covered California Enrollment	Y			General Assistance/General Relief	Y
		County Medical Services Program	Y			Emergency Assistance	Y
		Managed Care transition support	Y			Homelessness Prevention Programs: HDAP and HA	N
<b>7</b>	<b>Food Assistance</b>	CalFresh Eligibility & Enrollment	Y	<b>8</b>	<b>Workforce Services</b>	Welfare to Work	Y
		Food Pantry operations	Y			Workforce Innovation and Opportunity Act (WIOA) Program: On-the-Job-Training	N
		CalFresh Expansion to SSI	Y			Employment Services; Resource Room	Y
		Fraud monitoring	Y			Expanded Subsidized Employment	N
<b>9</b>	<b>Senior Services</b>	Antelope Valley Senior Center operations; Tri-Valley operations	N	<b>10</b>	<b>Disaster Services</b>	Countywide Emergency Shelter Operations & Disaster Response	Y
		Nutrition Programs (congregate and home-delivered meals)	N			Red Cross Coordination and Disaster Action Team (DAT)	Y
		Assisted Transportation	N			Recruitment, training & implementation - residents & staff	Y
		Senior activities; Information & Assistance; <i>Healthy Ideas</i> depression prevention program	N			Inter-agency coordination & planning	Y
<b>11</b>	<b>Administration and Support</b>	Policy direction; leadership activities in County Welfare Director's Assoc.	Y				
		Financial planning and accounting	Y				
		Staff Development; new staff orientation and on-boarding	Y				
		Special projects and initiatives	Y				



[MonoCounty.ca.gov/budget](http://MonoCounty.ca.gov/budget)